



US00D391456S

United States Patent [19]
Henry et al.

[11] **Patent Number:** **Des. 391,456**
[45] **Date of Patent:** ****Mar. 3, 1998**

[54] **MONKEY SHAPED TONGS**

[75] Inventors: **Louis F. Henry; Bruce Ancona**, both of New York, N.Y.
[73] Assignee: **B. Via International Housewares, Inc.**, Englewood Cliffs, N.J.
[**] Term: **14 Years**

[21] Appl. No.: **61,564**
[22] Filed: **Oct. 25, 1996**

[51] **LOC (6) Cl.** **07-06**
[52] **U.S. Cl.** **D7/684; D21/156**
[58] **Field of Search** **D7/683-687; D21/156;**
294/3, 8.5, 11, 16, 99.1, 99.2, 118, 119

[56] **References Cited**

U.S. PATENT DOCUMENTS

D. 170,322 9/1953 Jones D21/156
D. 294,672 3/1988 Chasen D7/687
D. 347,146 5/1994 Harrison D7/656

D. 347,147 5/1994 Harrison D7/656
D. 347,148 5/1994 Harrison D7/656

Primary Examiner—Terry A. Wallace
Attorney, Agent, or Firm—Wolf, Greenfield & Sacks, P.C.


[57] **CLAIM**

The ornamental design for a monkey shaped tongs, as shown and described.

DESCRIPTION

FIG. 1 is a front perspective view of the monkey shaped tongs showing our new design;
FIG. 2 is a front elevation view thereof;
FIG. 3 is a front elevation view of an alternate embodiment of FIG. 1 the difference being the solid hand tongs;
FIG. 4 is a rear elevation view of FIG. 1;
FIG. 5 is a top plan view of FIG. 1;
FIG. 6 is a bottom plan view of FIG. 1;
FIG. 7 is a right side elevation view of FIG. 1; and,
FIG. 8 is a left side elevation view of FIG. 1.

1 Claim, 1 Drawing Sheet






Fig. 1




Fig. 2




Fig. 3

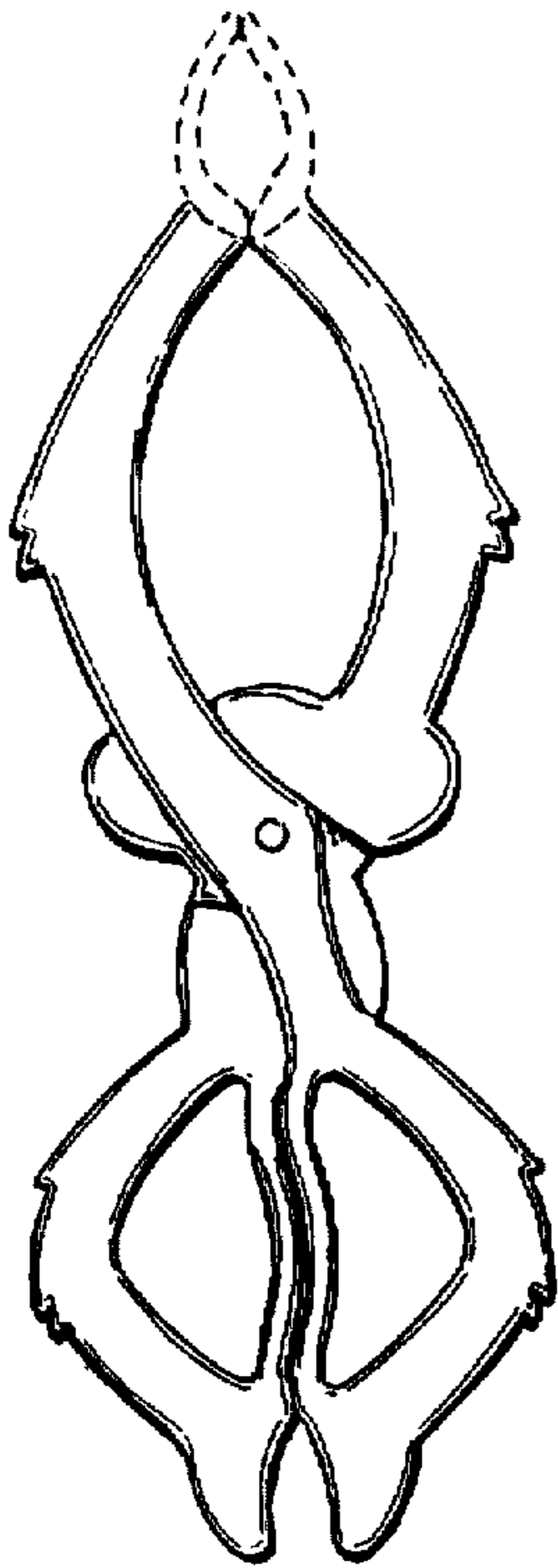


Fig. 4

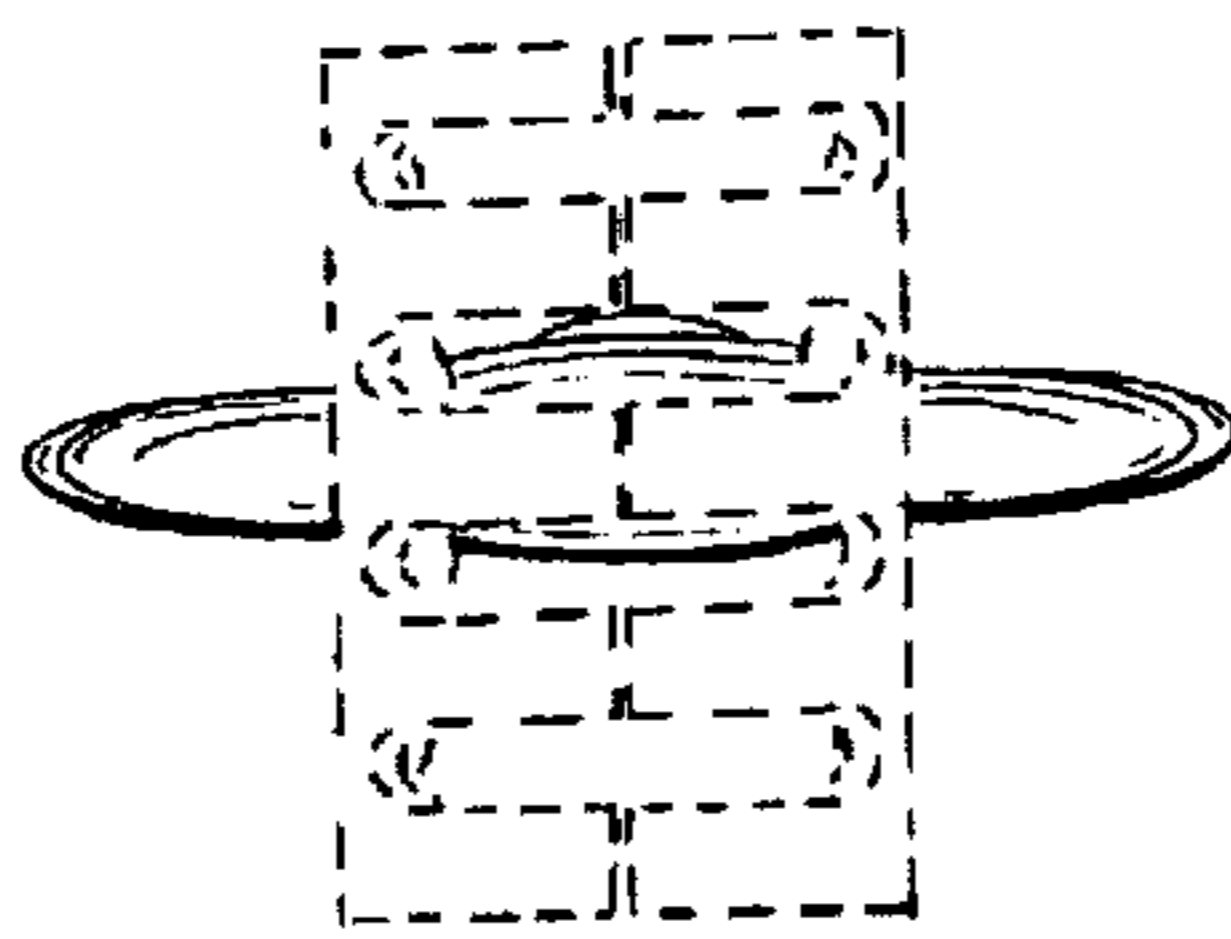


Fig. 5

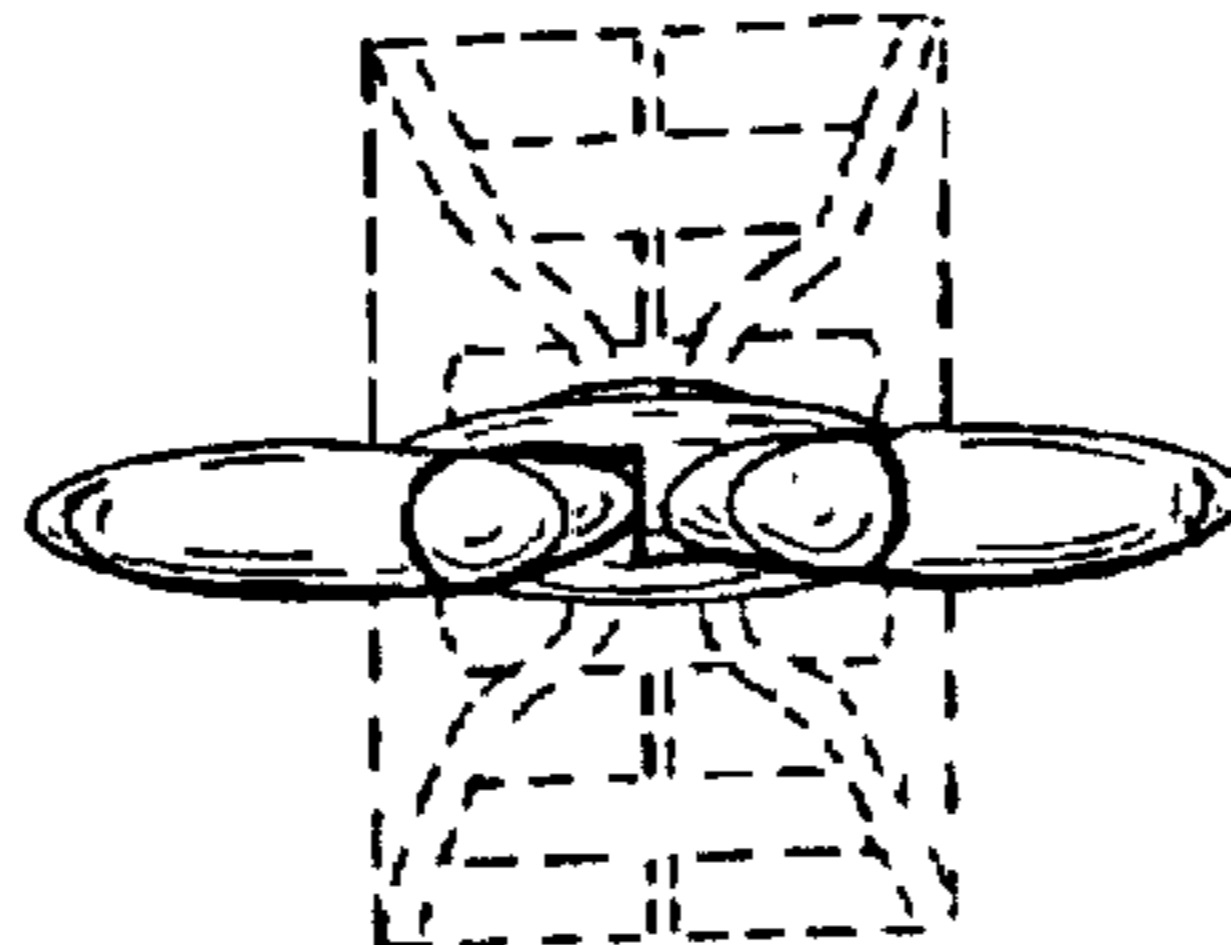


Fig. 6

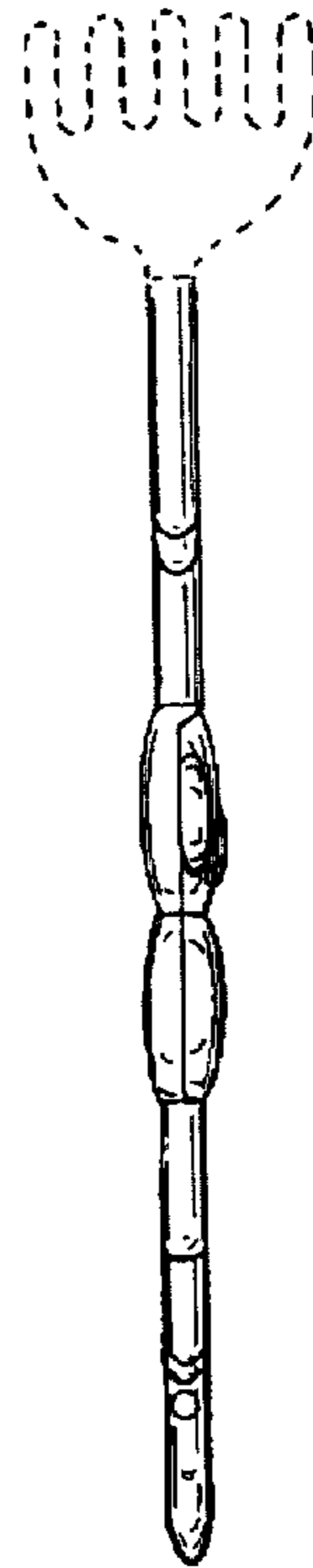


Fig. 7

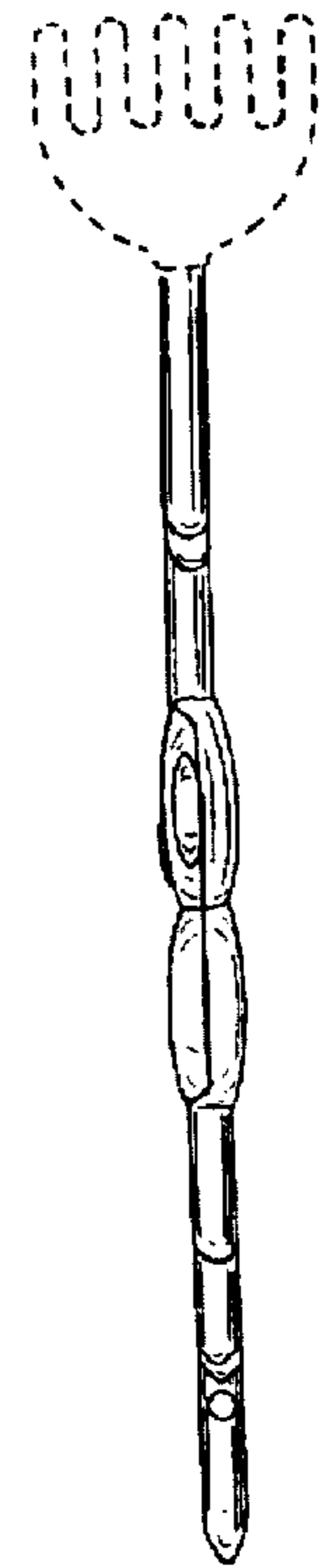


Fig. 8