



US00D391454S

United States Patent [19]
Iacovelli

[11] **Patent Number:** **Des. 391,454**
[45] **Date of Patent:** ****Mar. 3, 1998**

[54] **EATING UTENSIL**

[75] **Inventor:** **Peter R. Iacovelli**, Fountain Inn, S.C.

[73] **Assignee:** **Dispoz-O-Plastics, Inc.**, Fountain Inn, S.C.

[**] **Term:** **14 Years**

[21] **Appl. No.:** **66,649**

[22] **Filed:** **Feb. 19, 1997**

[51] **LOC (6) Cl.** **07-03**

[52] **U.S. Cl.** **D7/653**

[58] **Field of Search** D7/642-645, 649-653,
D7/654, 662-664, 401.2; 30/147-150, 322,
324

[56] **References Cited**

U.S. PATENT DOCUMENTS

D. 323,957 2/1992 Bouihet D7/664 X
D. 341,754 11/1993 Marsten et al. D7/642 X

FOREIGN PATENT DOCUMENTS

DM/029340 4/1994 WIPO .

OTHER PUBLICATIONS

HFD Magazine, p. 61, Sasaki; Rigadin pattern, Apr. 21, 1986.

Primary Examiner—Caron D. Veynar
Attorney, Agent, or Firm—Dority & Manning

[57] **CLAIM**

The ornmental design for an eating utensil, as shown and described.

DESCRIPTION

FIG. 1 is an end view of the eating utensil according to the present invention;

FIG. 2 is a top plan view of the eating utensil as illustrated in FIG. 1;

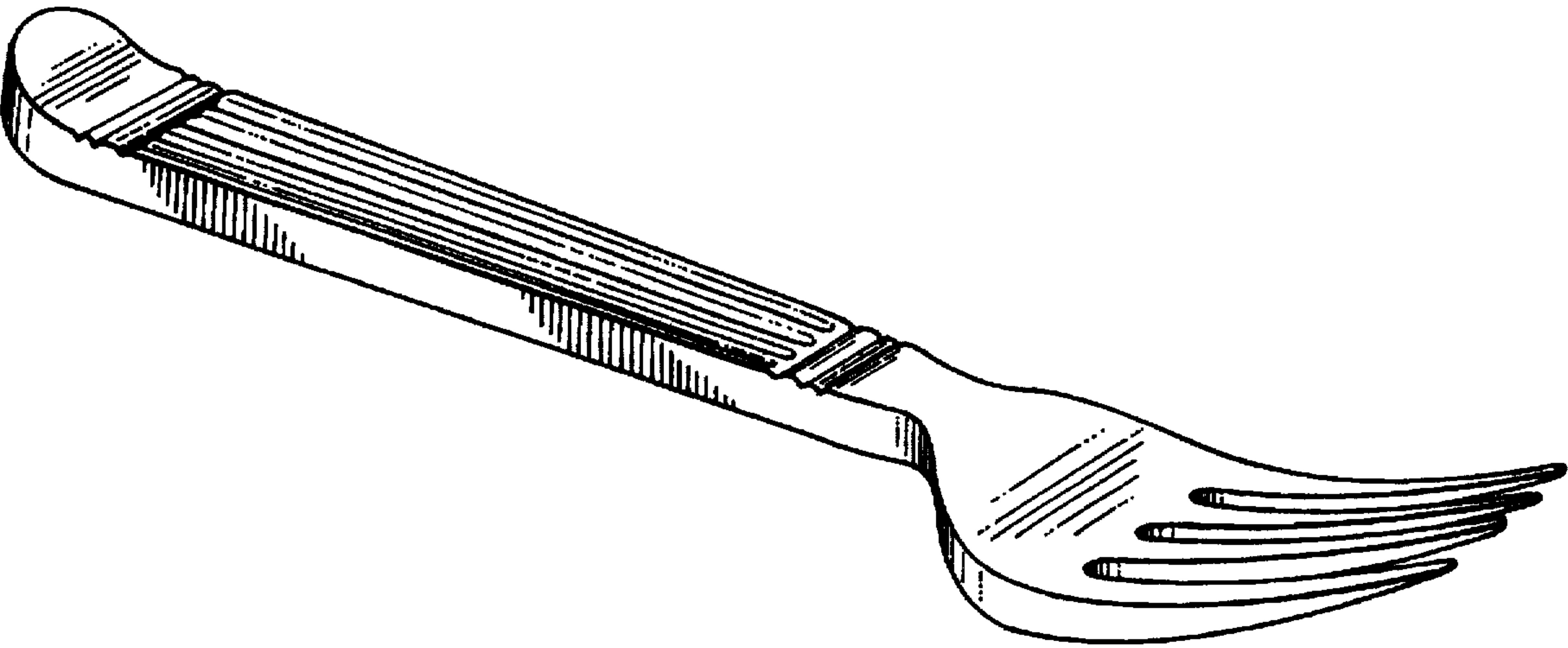
FIG. 3 is a bottom plan view of the eating utensils as illustrated in FIG. 1;


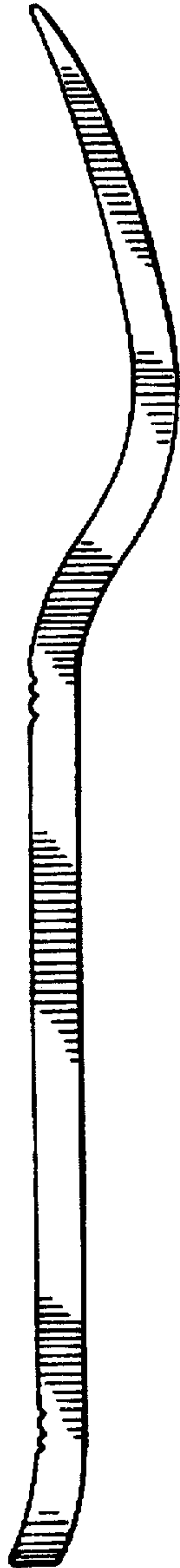
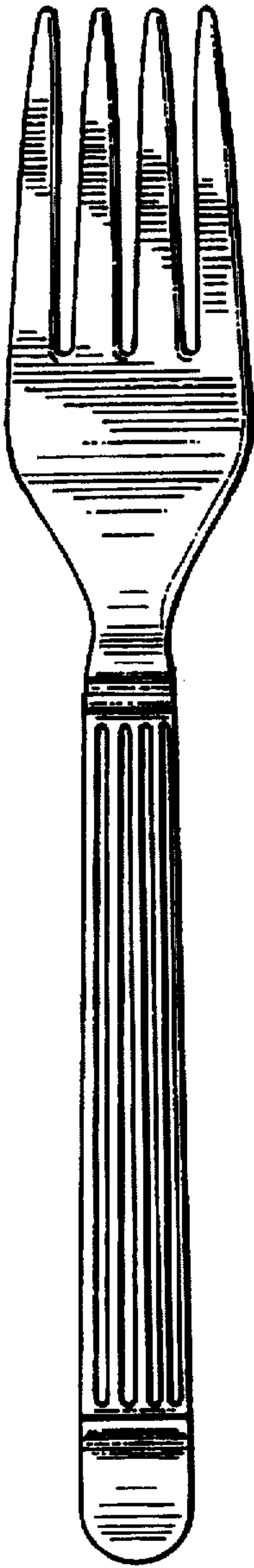
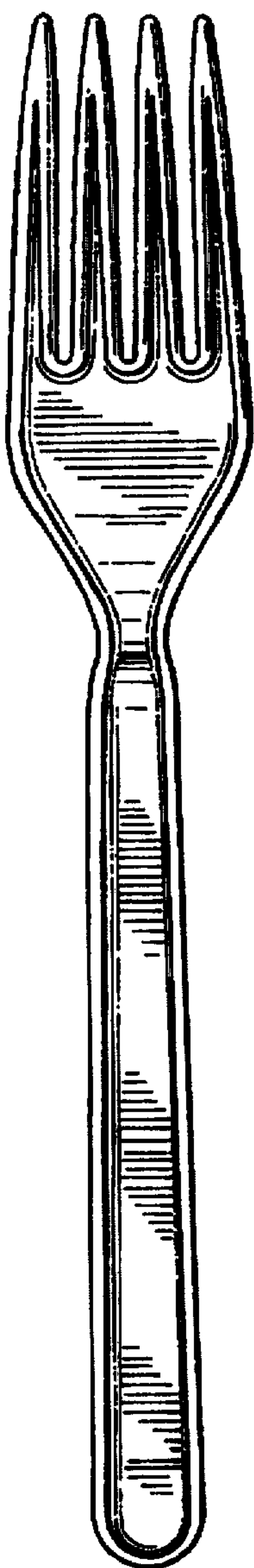

FIG. 4 is a side elevational view of the eating utensil as illustrated in FIG. 1, an opposite side view being a mirror image;

FIG. 5 is an end view of the eating utensil as illustrated in FIG. 1, viewed from an opposite end; and,

FIG. 6 is an isometric view of the eating utensil as illustrated in FIG. 1.

1 Claim, 2 Drawing Sheets





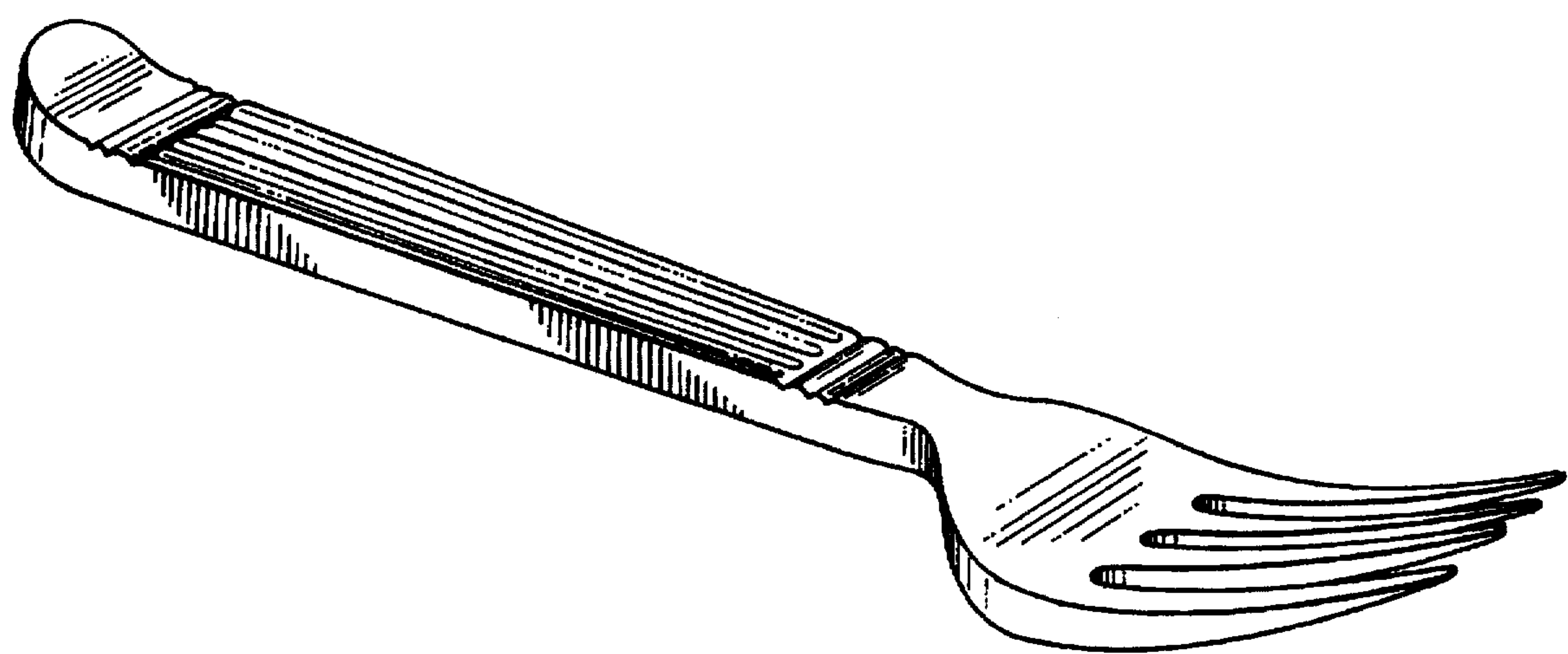


Fig. 6