



US00D391453S

United States Patent [19]
Iacovelli

[11] **Patent Number:** **Des. 391,453**
[45] **Date of Patent:** ****Mar. 3, 1998**

[54] **EATING UTENSIL**

[75] **Inventor:** **Peter R. Iacovelli**, Fountain Inn, S.C.
[73] **Assignee:** **Dispoz-O-Plastics, Inc.**, Fountain Inn, S.C.
[**] **Term:** **14 Years**

[21] **Appl. No.:** **66,650**
[22] **Filed:** **Feb. 19, 1997**

[51] **LOC (6) Cl.** **07-03**
[52] **U.S. Cl.** **D7/650**
[58] **Field of Search** D7/642-648, 649-654,
D7/662-664, 401.2; 30/147-150, 322, 324,
329, 340

[56] **References Cited**

U.S. PATENT DOCUMENTS

D. 252,315 7/1979 Dart D7/650
D. 323,957 2/1992 Bouilhet D7/664 X
D. 341,754 11/1993 Marsten et al. D7/642 X

FOREIGN PATENT DOCUMENTS

DM/029340 4/1994 WIPO .

OTHER PUBLICATIONS

HFD Magazine; p. 61; Sasaki; Rigadin Pattern, Apr. 21, 1986.

Primary Examiner—Caron D. Veynar
Attorney, Agent, or Firm—Dority & Manning, P.A.

[57] **CLAIM**

The ornamental design for an eating utensil, as shown and described.

DESCRIPTION

FIG. 1 is a frontal end view of the eating utensil according to the present invention;
FIG. 2 is a side plan view of the eating utensil as illustrated in FIG. 1, and opposite view being a mirror image;
FIG. 3 is a bottom plan view of the eating utensil as illustrated in FIG. 1;
FIG. 4 is a top plan view of the eating utensil as illustrated in FIG. 1;
FIG. 5 is an end view of the eating utensil as illustrated in FIG. 1, looking from an opposite end; and
FIG. 6 is an isometric view of the eating utensil illustrated in FIG. 1.

1 Claim, 2 Drawing Sheets






Fig. 1



Fig. 4




Fig. 2



Fig. 3



Fig. 5

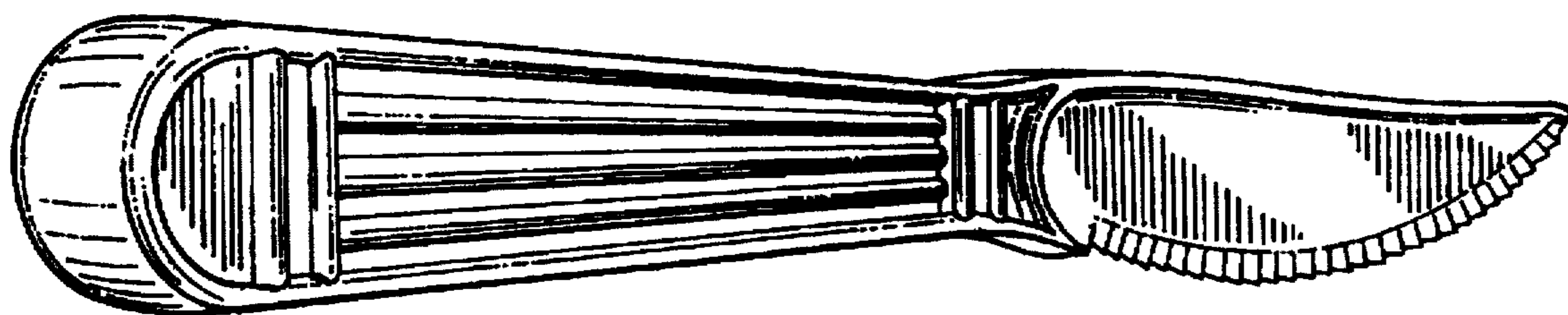


Fig. 6