

US00D391437S

# United States Patent [19]

Moore et al.

[11] Patent Number: **Des. 391,437**

[45] Date of Patent: **\*\*Mar. 3, 1998**

## [54] COMPACT DISC CASE

[75] Inventors: **Russell Moore; Christopher Robin Gale**, both of Victoria, Australia

[73] Assignee: **Discover Packaging Pty Ltd.**, Toorak, Australia

[\*\*] Term: **14 Years**

[21] Appl. No.: **60,747**

[22] Filed: **Oct. 7, 1996**

[51] LOC (6) Cl. .... **03-01**

[52] U.S. Cl. .... **D6/634; D6/632**

[58] Field of Search ..... D3/201, 205, 206, D3/212, 215; D6/407, 626-627, 628, 629, 630, 631, 632, 633, 634, 635; 206/308.1, 309, 307, 312

## [56] References Cited

### U.S. PATENT DOCUMENTS

D. 260,454	9/1981	Pepichelli, Jr. et al. ....	D6/633
D. 280,041	8/1985	Long et al. ....	D6/635
D. 334,469	4/1993	Taylor .	
D. 362,750	10/1995	Wendell .....	D3/215
4,903,829	2/1990	Clemens .	
5,377,825	1/1995	Sykes et al. .	
5,476,173	12/1995	Opresco .	
5,515,968	5/1996	Taniyama .....	206/308.1
5,593,031	1/1997	Uchida .....	206/308.1
5,595,798	1/1997	Uchida .....	206/308.1

## FOREIGN PATENT DOCUMENTS

2 271 632 12/1975 France .  
WO 88/06559 9/1988 WIPO .

Primary Examiner—Celia Murphy  
Attorney, Agent, or Firm—Jacobson, Price, Holman & Stern, PLLC

## [57] CLAIM

The ornamental design for a compact disc case, as shown and described.

## DESCRIPTION

FIG. 1 is a perspective view of a compact disc case showing our new design in a closed position;  
 FIG. 2 is a top plan view thereof;  
 FIG. 3 is a bottom view thereof;  
 FIG. 4 is a left side view thereof;  
 FIG. 5 is a right side view thereof;  
 FIG. 6 is a rear view thereof;  
 FIG. 7 is a front view thereof;  
 FIG. 8 is a perspective view of the compact disc case in an open position;  
 FIG. 9 is a top plan view thereof;  
 FIG. 10 is a bottom view thereof;  
 FIG. 11 is a left side view thereof;  
 FIG. 12 is a right side view thereof;  
 FIG. 13 is a rear view thereof; and  
 FIG. 14 is a front view thereof.

1 Claim, 8 Drawing Sheets

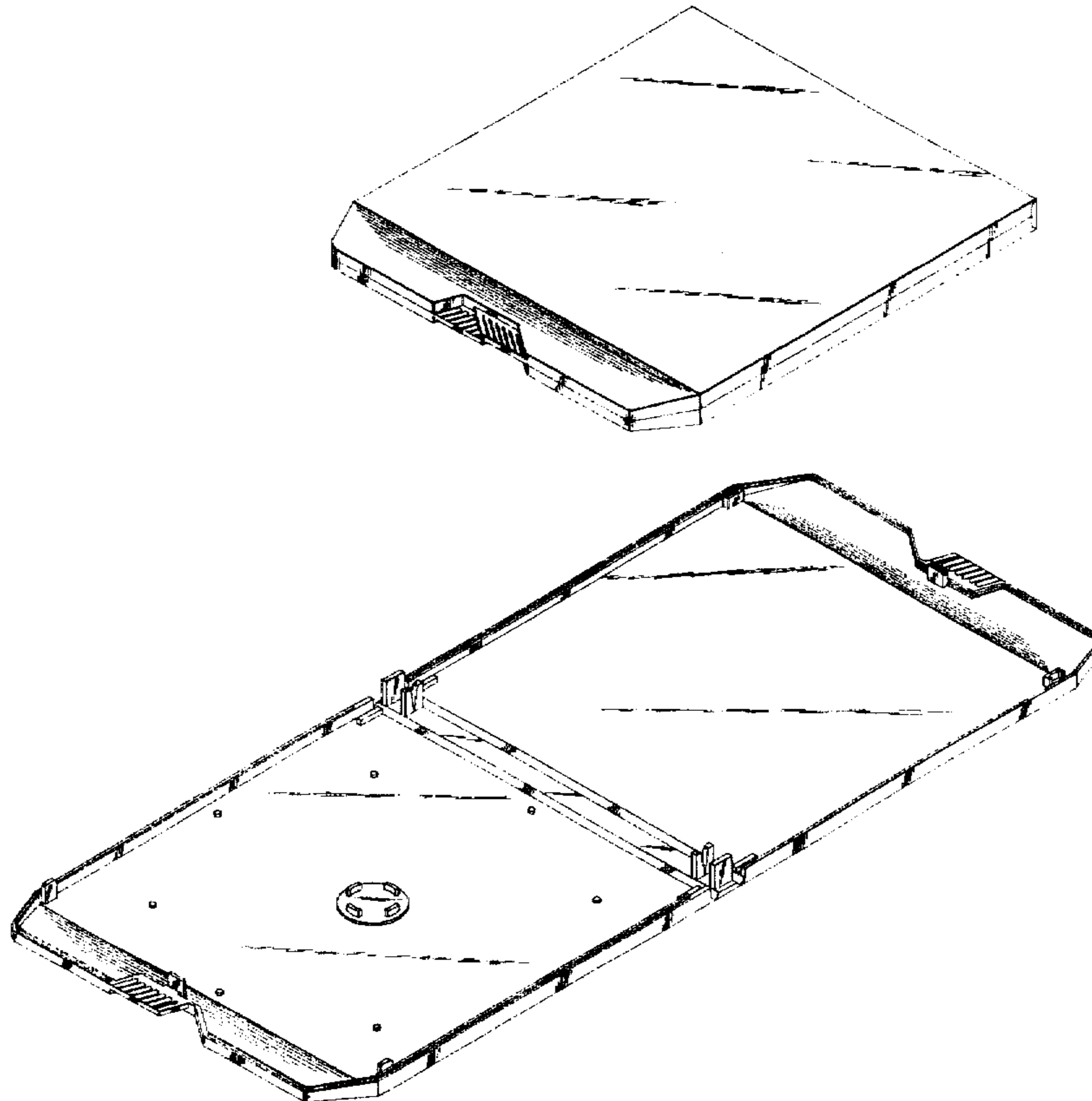


FIG. 1

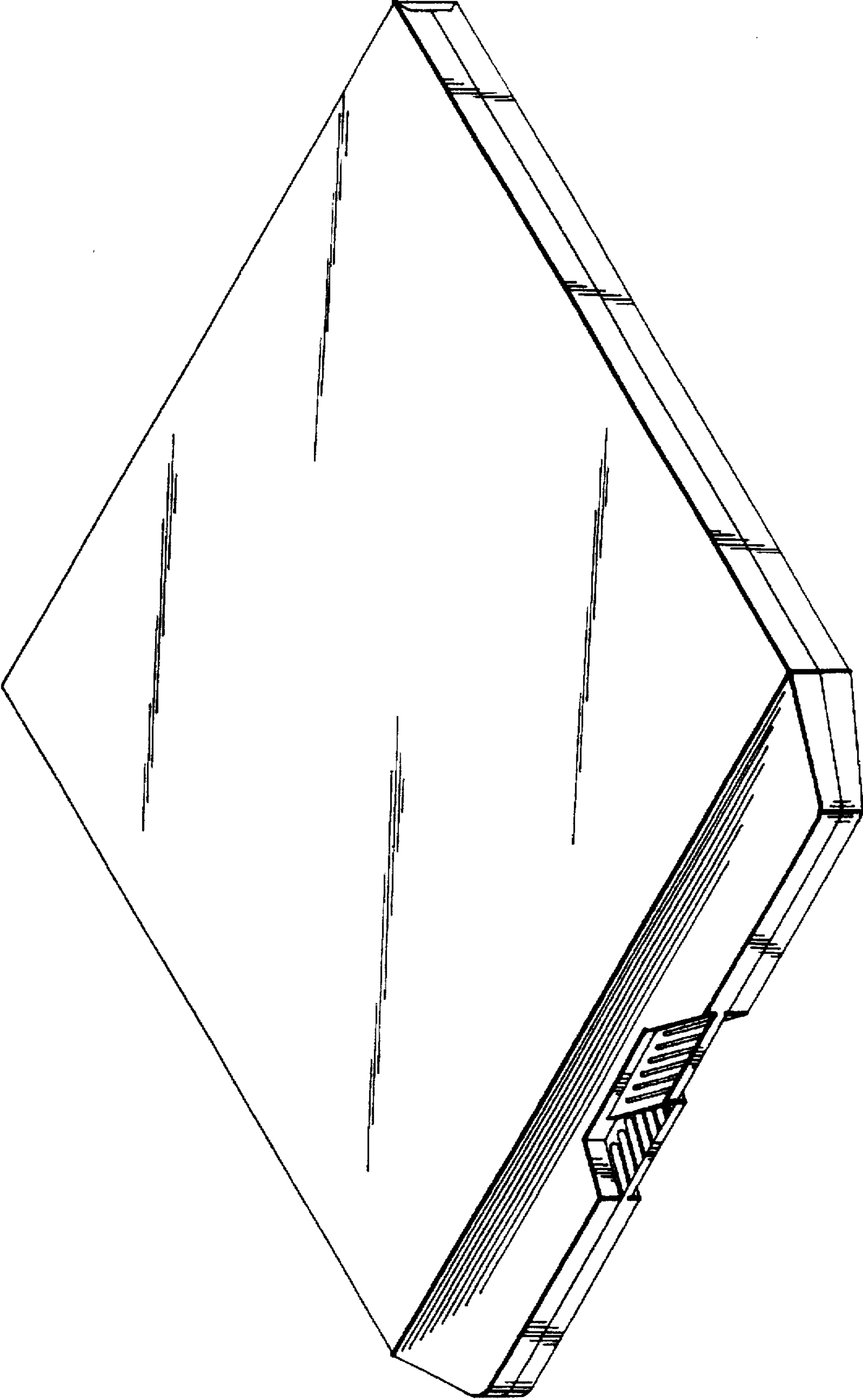


FIG. 2




FIG. 3




FIG. 4

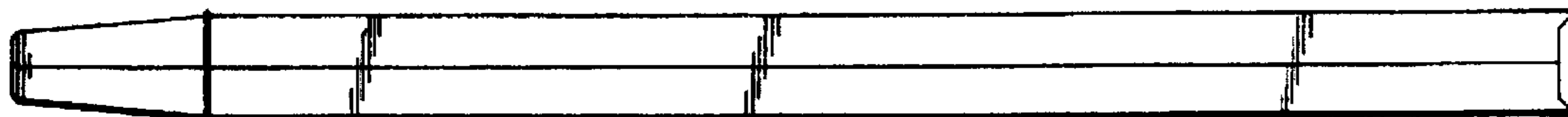



FIG. 5



FIG. 6



FIG. 7



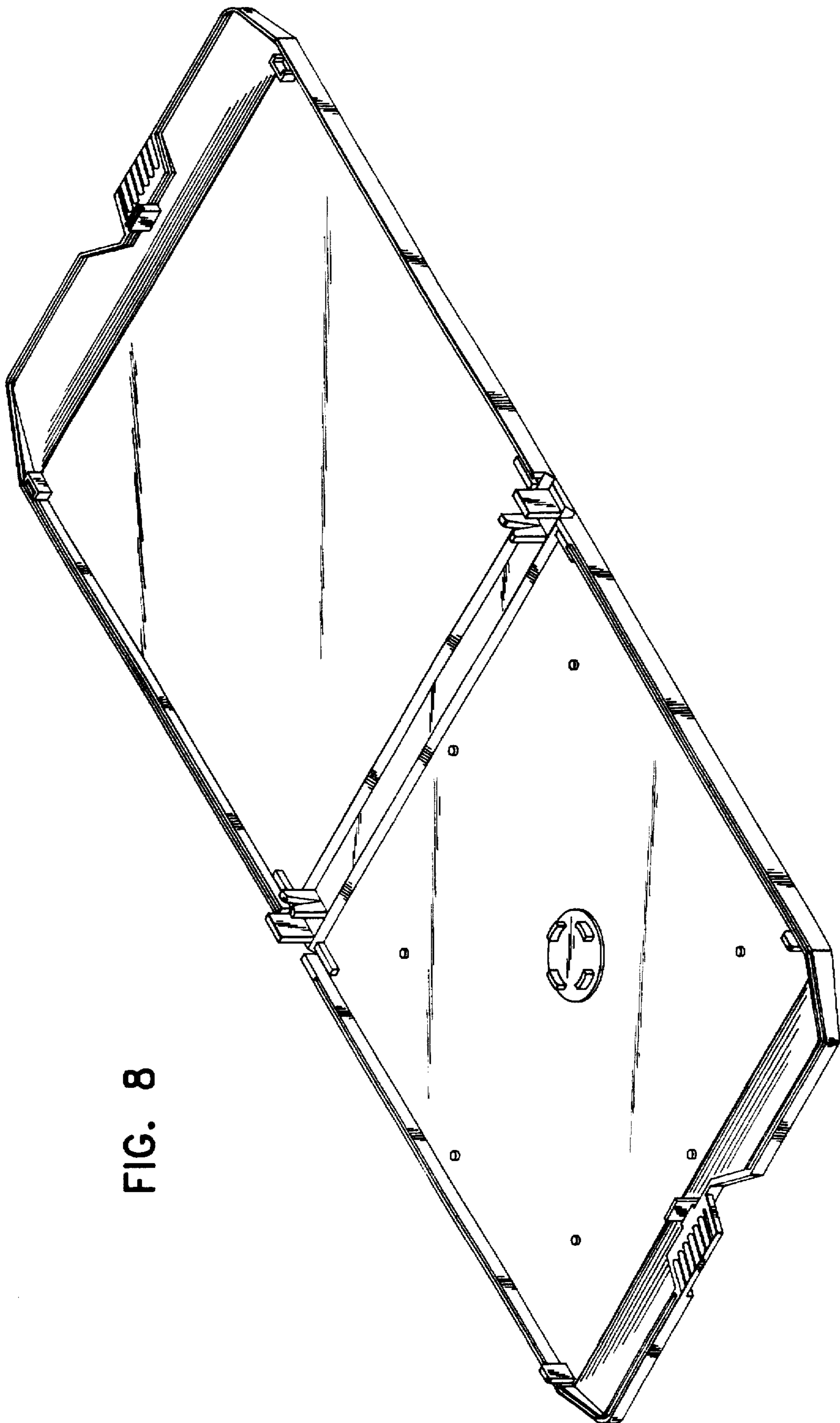


FIG. 8

FIG. 9

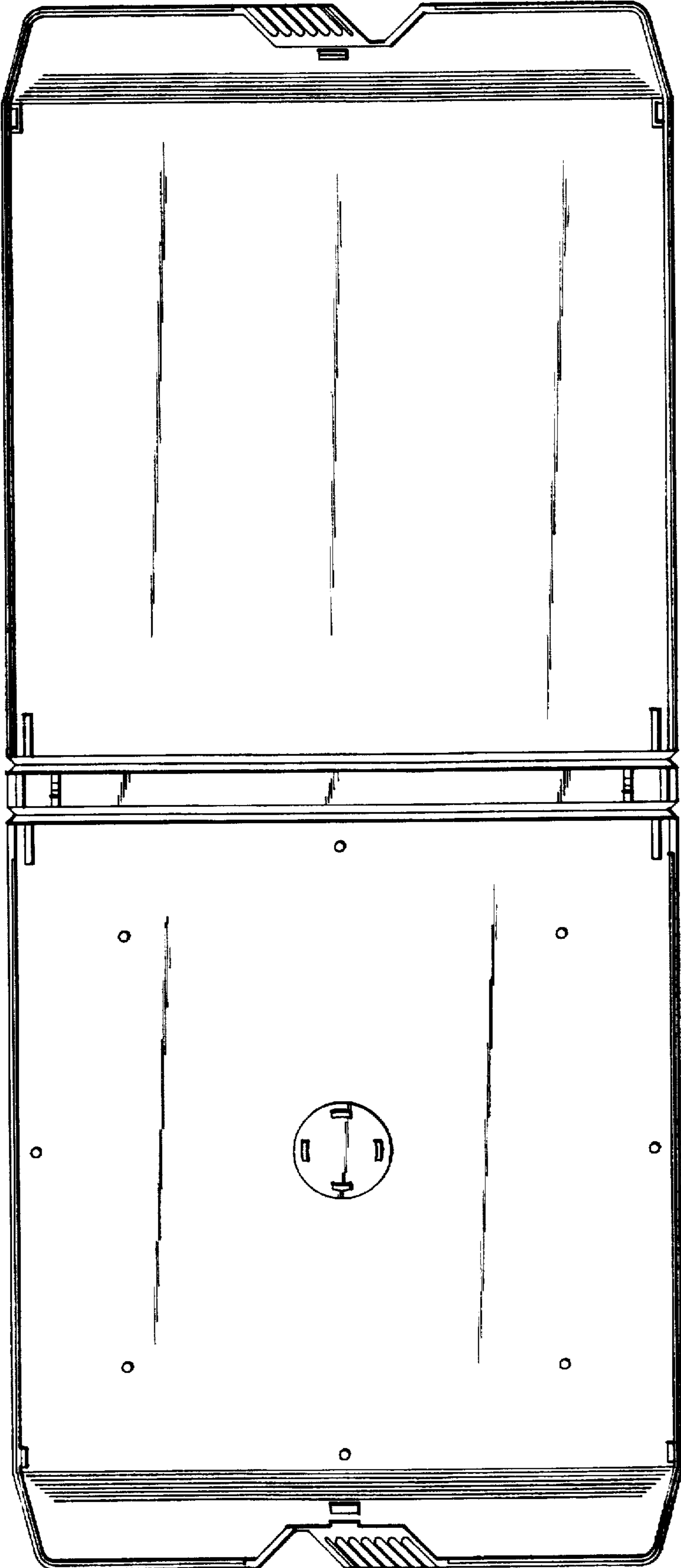


FIG. 10

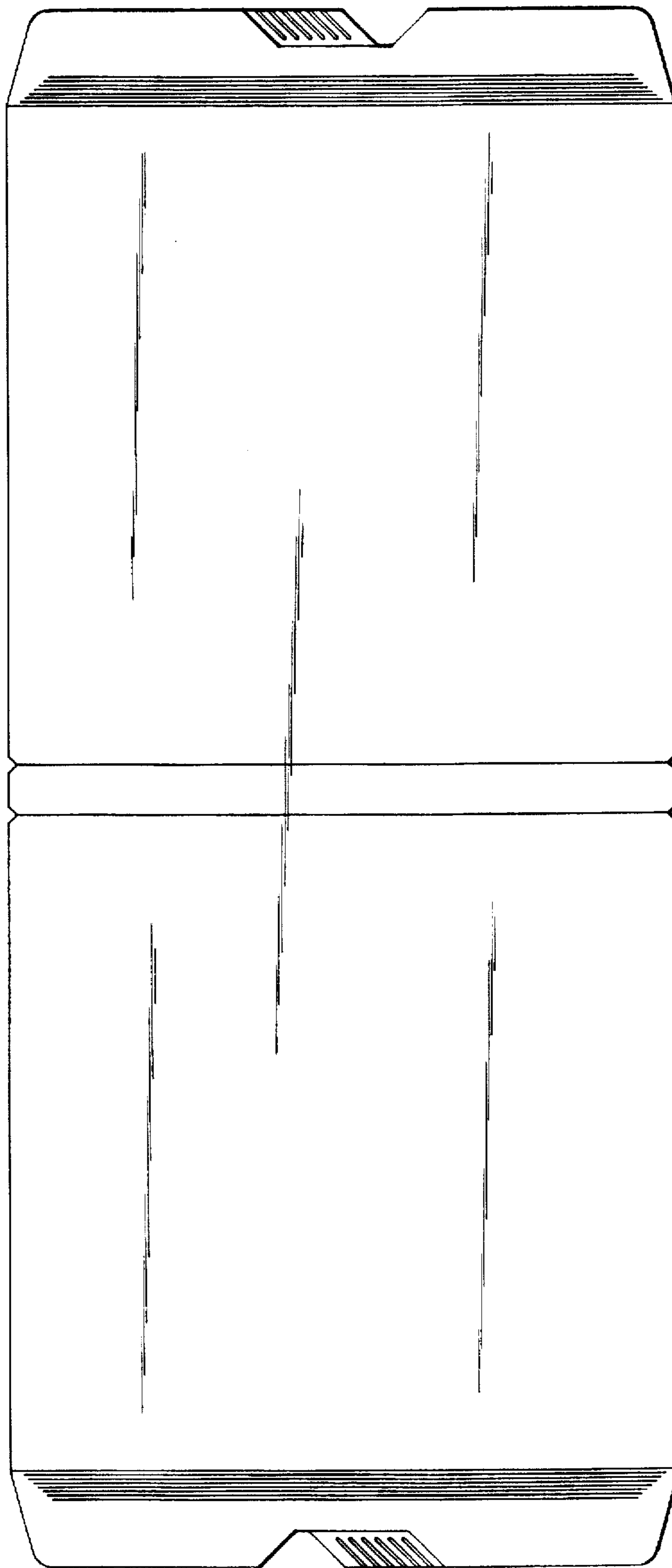




FIG. 11



FIG. 12



FIG. 13



FIG. 14

