



US00D391434S

United States Patent [19]

[11] Patent Number: **Des. 391,434**

Denney et al.

[45] Date of Patent: ****Mar. 3, 1998**

[54] **MATTRESS TOPPER OR PAD**

D. 355,322 2/1995 Ackley et al. D6/596
D. 365,956 1/1996 Bonaddio et al. D6/596

[75] Inventors: **Denys Denney**, Bear, Del.; **Jose D.M. Contreras**, Boothwyn, Pa.

Primary Examiner—Janice E. Seeger
Attorney, Agent, or Firm—Connolly & Hutz

[73] Assignee: **Foamex L.P.**, Linwood, Pa.

[57] **CLAIM**

[**] Term: **14 Years**

The ornamental design for a mattress topper or pad, as shown and described.

[21] Appl. No.: **70,120**

DESCRIPTION

[22] Filed: **Apr. 30, 1997**

[51] LOC (6) Cl. **06-09**

[52] U.S. Cl. **D6/596; D6/606**

[58] **Field of Search** D6/595-597, 601, D6/604, 605; 5/630, 636, 637, 417-420, 652-655, 655.3, 655.4, 655.9, 656, 499-501

FIG. 1 is a top plan view of a mattress topper or pad showing our new design;
FIG. 2 is a right side elevational view of the mattress topper or pad, wherein the left side elevational view is identical;
FIG. 3 is a front elevational view of the mattress topper or pad, wherein the rear elevational view is identical;
FIG. 4 is a bottom plan view of the mattress topper or pad; and,
FIG. 5 is a right side elevational view of an alternate embodiment of the mattress topper or pad design.

[56] **References Cited**

U.S. PATENT DOCUMENTS

D. 308,453 6/1990 Elrod D6/596
D. 311,108 10/1990 Farley D6/596

1 Claim, 2 Drawing Sheets

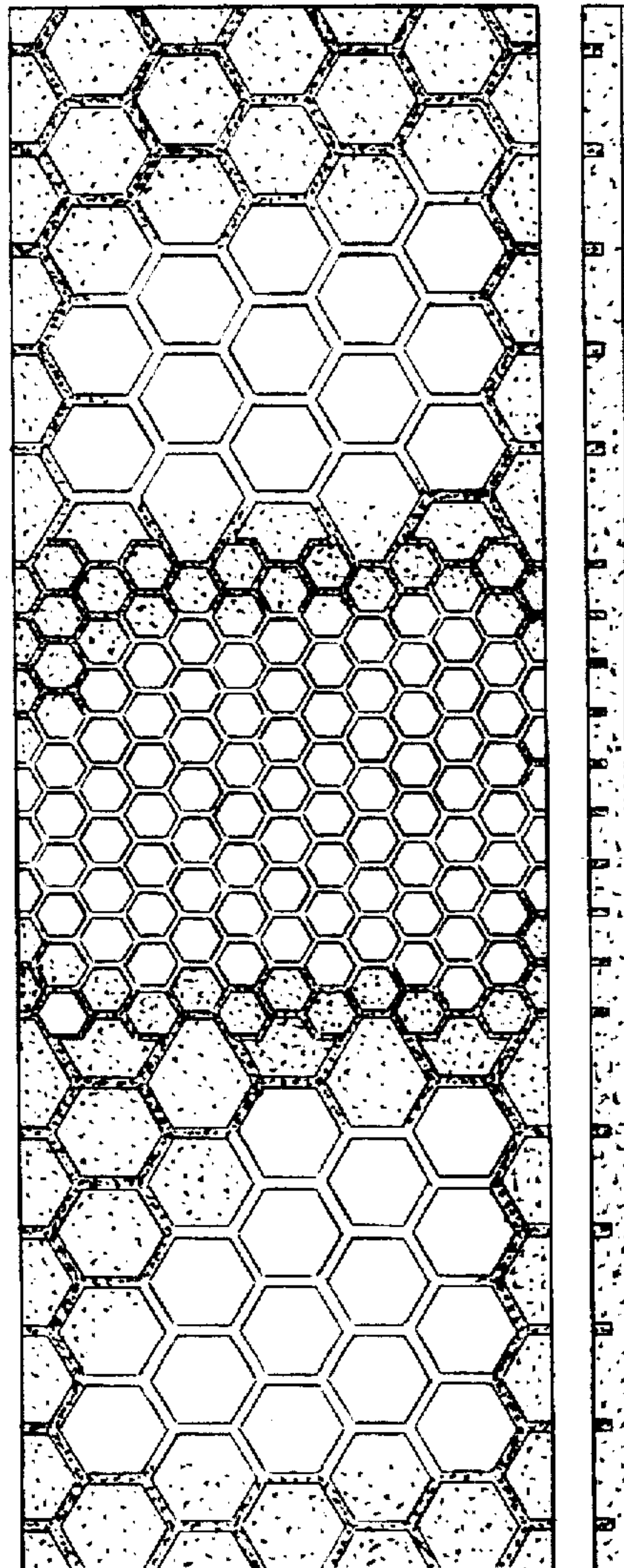


Fig. 1.




Fig. 2. Fig. 5.




Fig. 3.

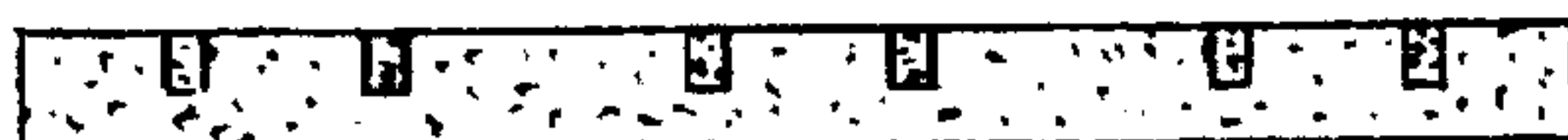


Fig. 4

