

US00D391411S

United States Patent [19]

Walters, III et al.

[11] Patent Number: **Des. 391,411**

[45] Date of Patent: ****Mar. 3, 1998**

[54] SEAT

[75] Inventors: **Guy A. Walters, III**, High Point; **Avis Edward Tobin, Jr.**, Thomasville, both of N.C.

[73] Assignee: **Thomasville Furniture Industries, Inc.**, Thomasville, N.C.

[**] Term: **14 Years**

[21] Appl. No.: **44,539**

[22] Filed: **Sep. 26, 1995**

Related U.S. Application Data

[63] Continuation-in-part of Ser. No. 29,993, Oct. 30, 1994, abandoned.

[51] LOC (6) Cl. **06-01**

[52] U.S. Cl. **D6/379; D6/380**

[58] Field of Search **D6/334, 370, 374, D6/379, 380, 500, 501, 502; 297/411.43, 446**

[56] References Cited

U.S. PATENT DOCUMENTS

D. 42,618	6/1912	Collins	D6/374
D. 276,672	12/1984	Giorgetti	D6/380
D. 288,873	3/1987	Estreich	D6/380
D. 293,518	1/1988	Tonon	D6/370
D. 345,657	4/1994	Pesso	D6/379
D. 349,197	8/1994	Stone et al.	D6/379
D. 349,413	8/1994	Stone et al.	D6/380

OTHER PUBLICATIONS

Thomasville American Revival, p. 16, Trio Side Chair and Trio Arm Chair Shown, ©1994/1995.

B. Mayer, *In the Arts & Crafts Style*, 1993, p. 65.

Thomasville Fascinations Dining Room, p. 4, Oct. 1992 or earlier.

Lowenstein/Oggo Catalist 15, Jun. 1986, p. 18, chair #499, mid-page left.

Lowenstein/Oggo Catalist 15, Jun. 1986, p. 19, chair #799, mid-page right.

Spiegel, p. 415, chair at top left.

IKEA, Jul. 1993, p. 153, chair #5 top center.

Primary Examiner—Gary D. Watson

Attorney, Agent, or Firm—Rhodes, Coats & Bennett, L.L.P.

[57] CLAIM

The ornamental design for a seat, as shown and described.

DESCRIPTION

FIG. 1 is a front perspective view of a seat showing our new design;

FIG. 2 is a side view, the opposite side being a mirror image thereof;

FIG. 3 is a front view thereof;


FIG. 4 is a rear view thereof;

FIG. 5 is a top view thereof; and,

FIG. 6 is a second embodiment of our new design, the second embodiment lacks the side arms shown in FIGS. 1 through 5.

The opposite side being a mirror image of that shown and the rear substantially like that shown in FIG. 4 without the armrest members.

1 Claim, 3 Drawing Sheets



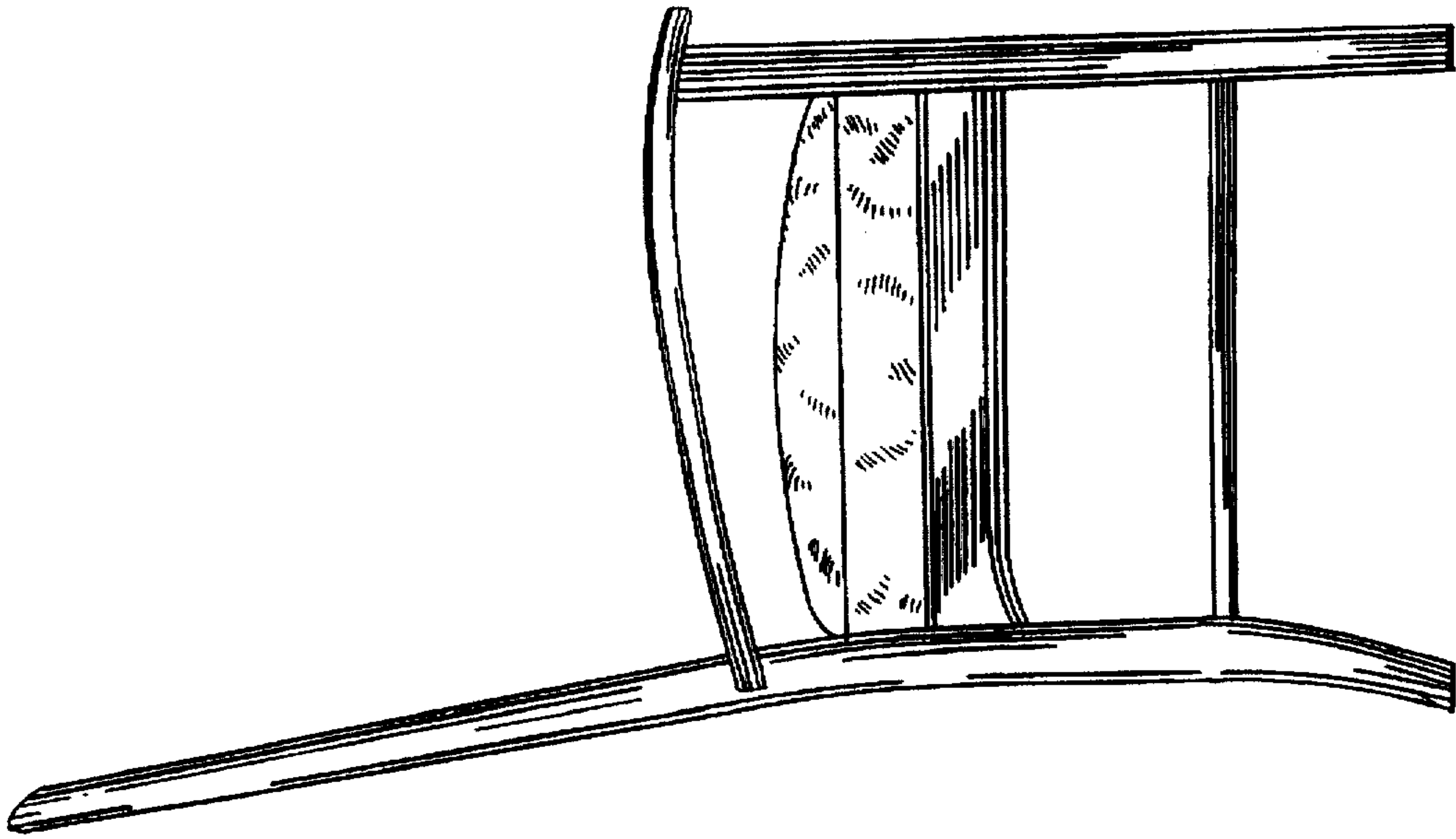


FIG. 2




FIG. 1

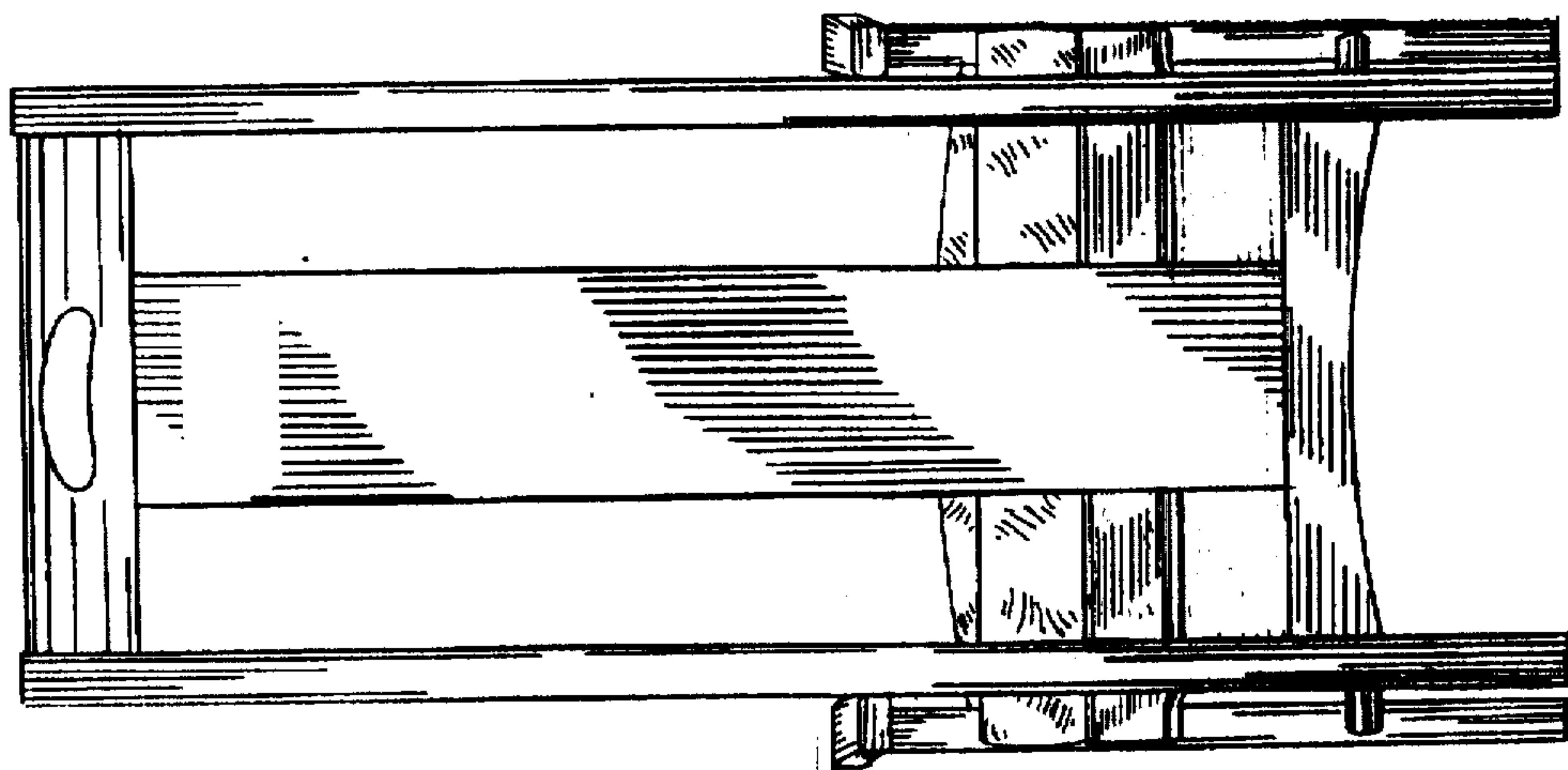


FIG. 4

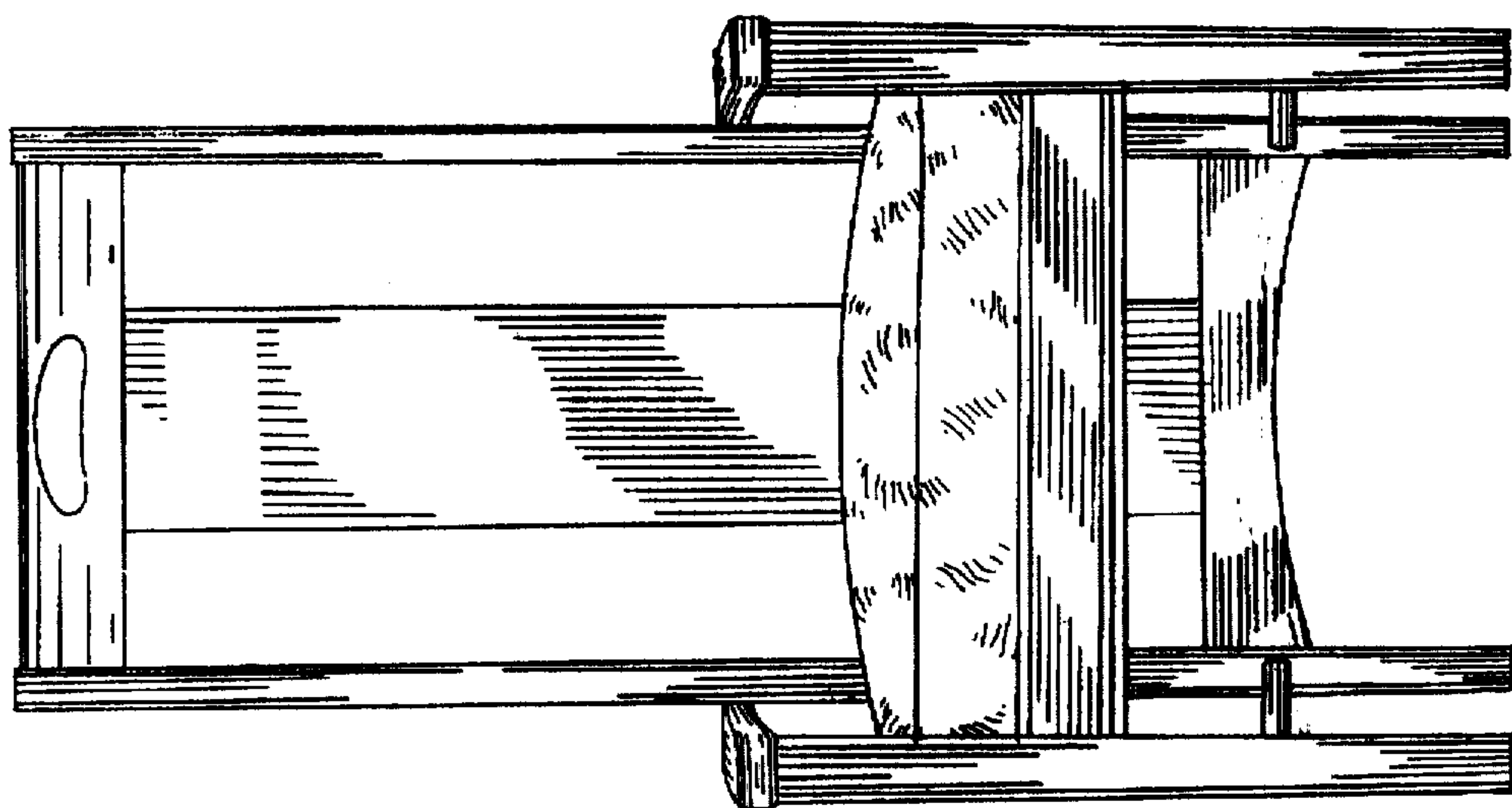


FIG. 3

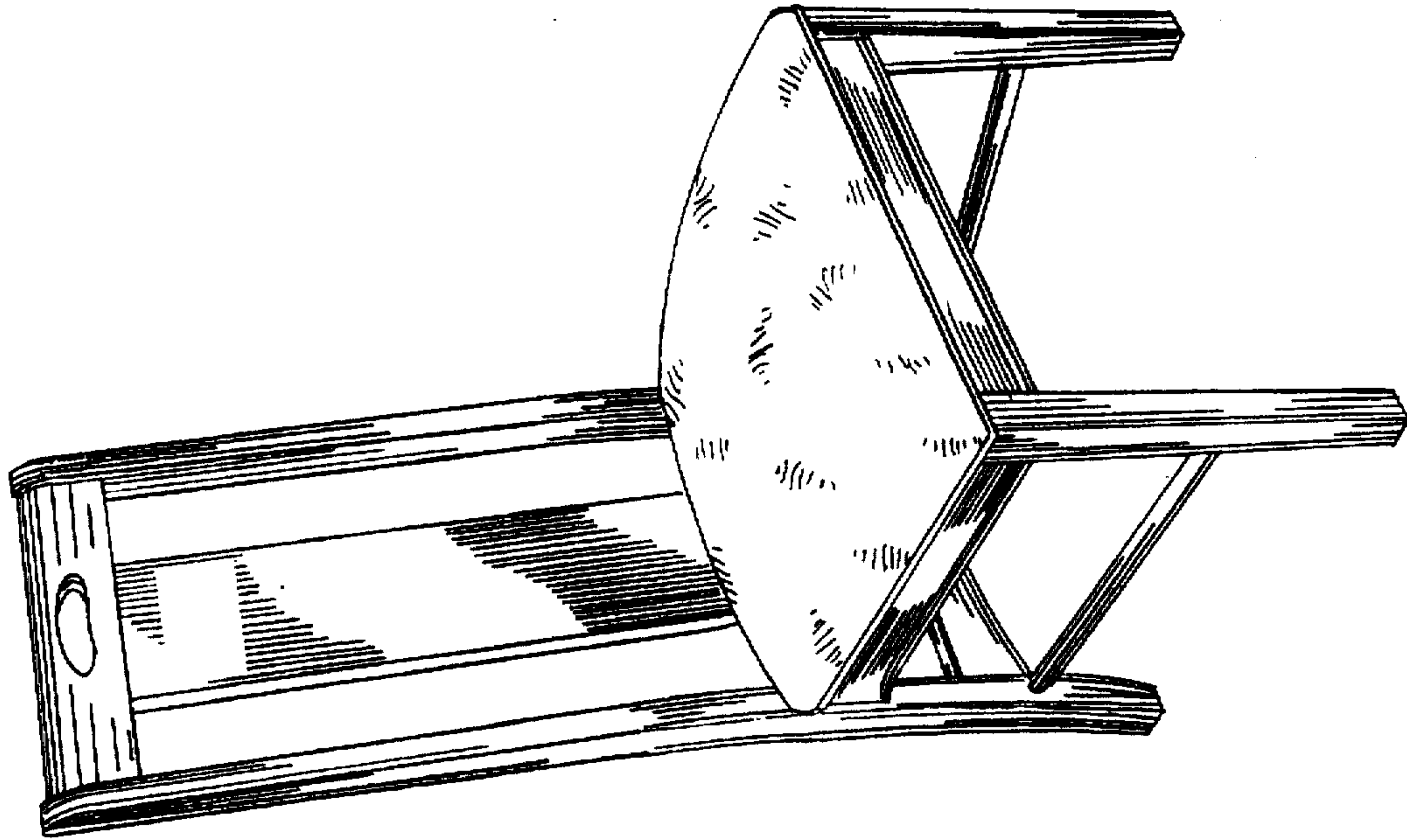


FIG. 6




FIG. 5