



US00D391407S

United States Patent [19]

Rossman et al.

[11] Patent Number: **Des. 391,407**

[45] Date of Patent: ****Mar. 3, 1998**

[54] CHILDREN'S FURNITURE

[75] Inventors: **Jon R. Rossman**, Chelmsford; **Bryan R. Hotaling**, Arlington, both of Mass.

[73] Assignee: **The First Years Inc.**, Avon, Mass.

[**] Term: **14 Years**

[21] Appl. No.: **61,508**

[22] Filed: **Oct. 25, 1996**

[51] LOC (6) Cl. **06-01**

[52] U.S. Cl. **D6/333; D6/344**

[58] Field of Search **D6/333, 334, 335, D6/339, 344, 500, 501, 502; 297/136, 137, 271.6, 344.18, 467, DIG. 11**

[56] **References Cited**

U.S. PATENT DOCUMENTS

- D. 163,619 6/1951 McKean D6/339
- D. 185,771 7/1959 Mills D6/333 X

- D. 376,052 12/1996 Cone et al. D6/333 X
- D. 376,264 12/1996 Cone et al. D6/333
- 5,407,246 4/1995 Meeker et al. 297/137

Primary Examiner—Gary D. Watson
Attorney, Agent, or Firm—Fish & Richardson P.C.

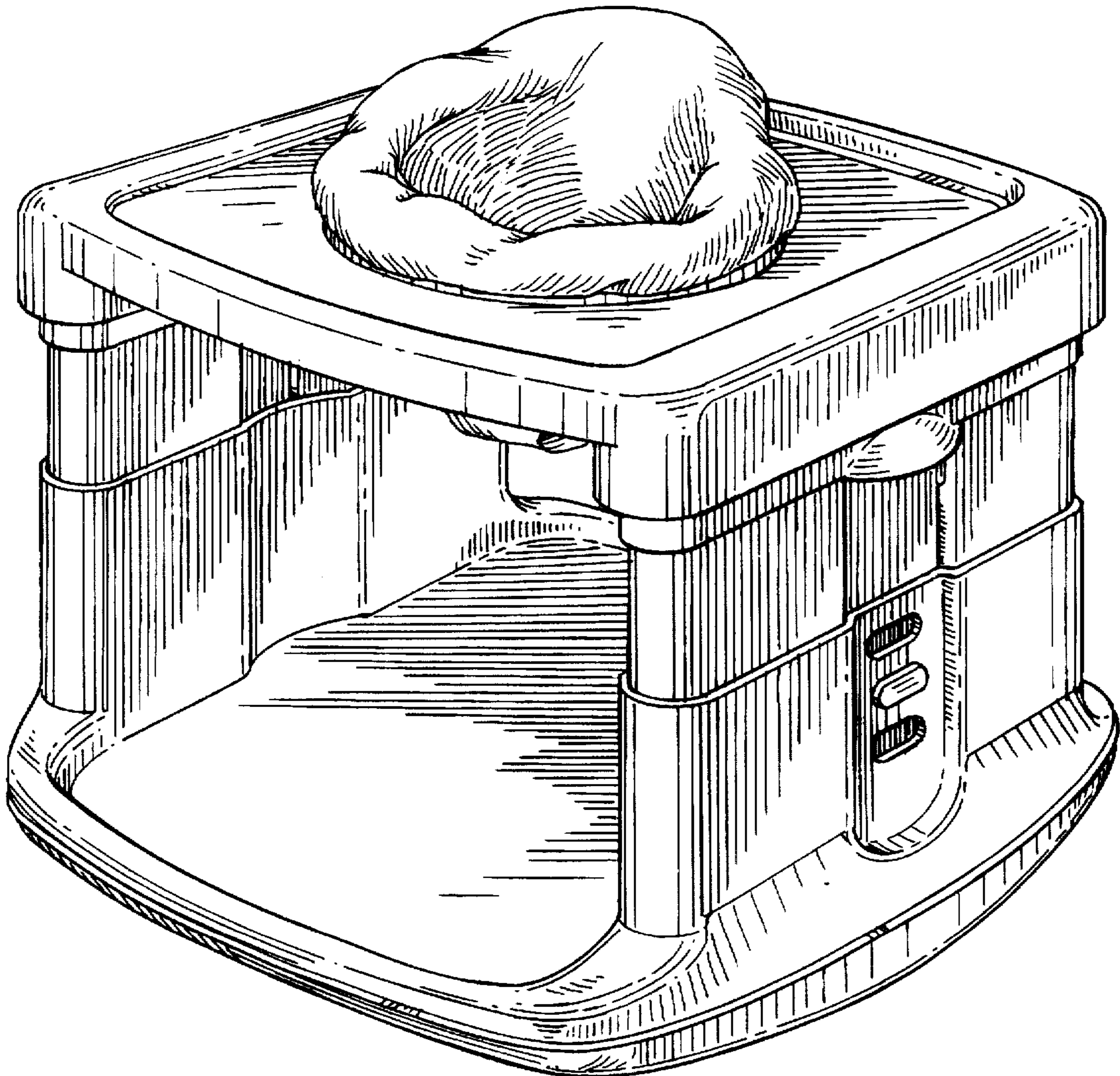
[57] **CLAIM**

The ornamental design for children's furniture, as shown and described.

DESCRIPTION

FIG. 1 is a perspective view of children's furniture showing the new design;
 FIG. 2 is a side elevational view thereof;
 FIG. 3 is a side elevational view thereof, opposite that shown in FIG. 2;
 FIG. 4 is a front elevational view thereof;
 FIG. 5 is a rear elevational view thereof;
 FIG. 6 is a top plan view thereof; and,
 FIG. 7 is a bottom plan view thereof.

1 Claim, 7 Drawing Sheets



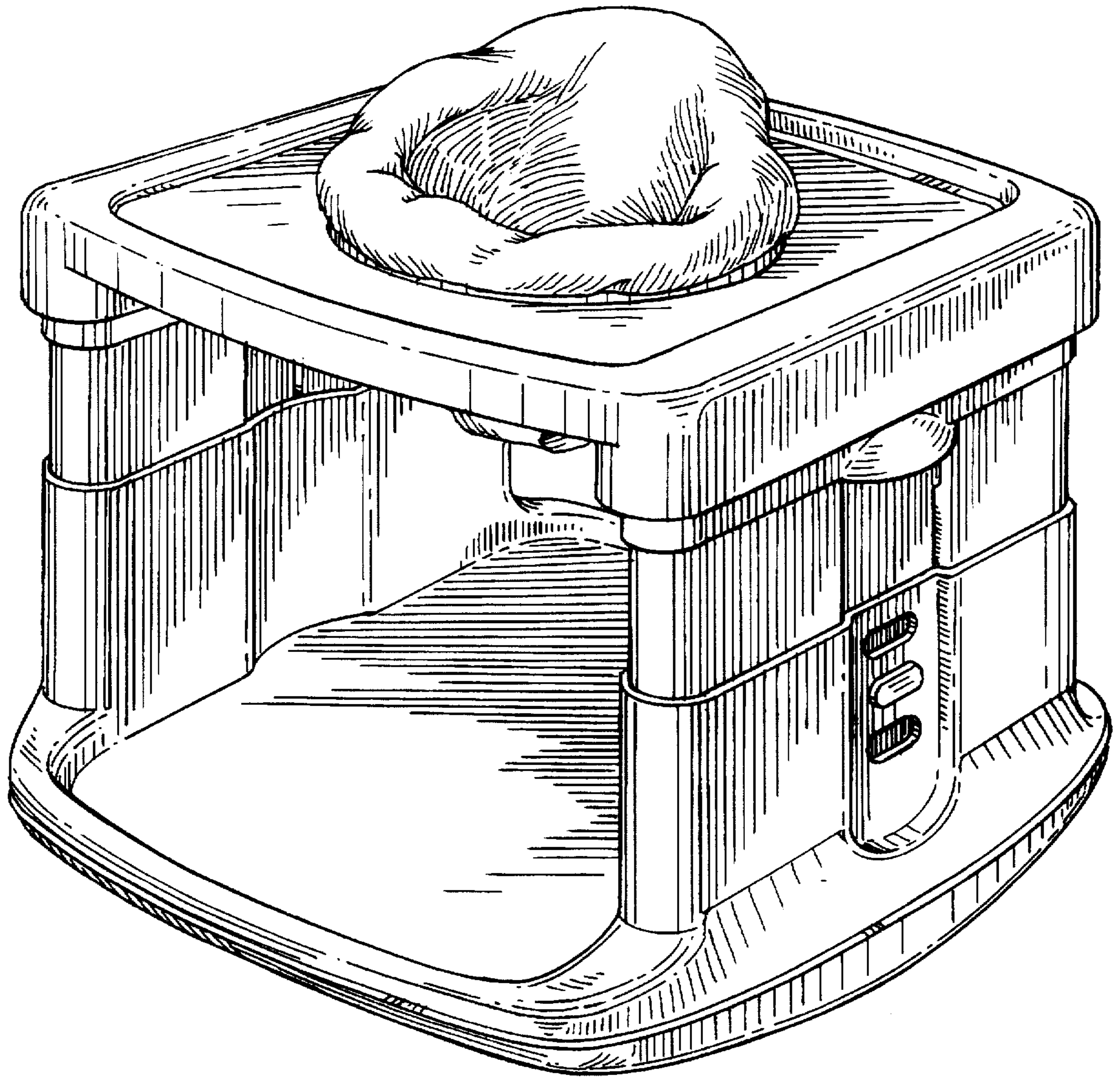


FIG. 1

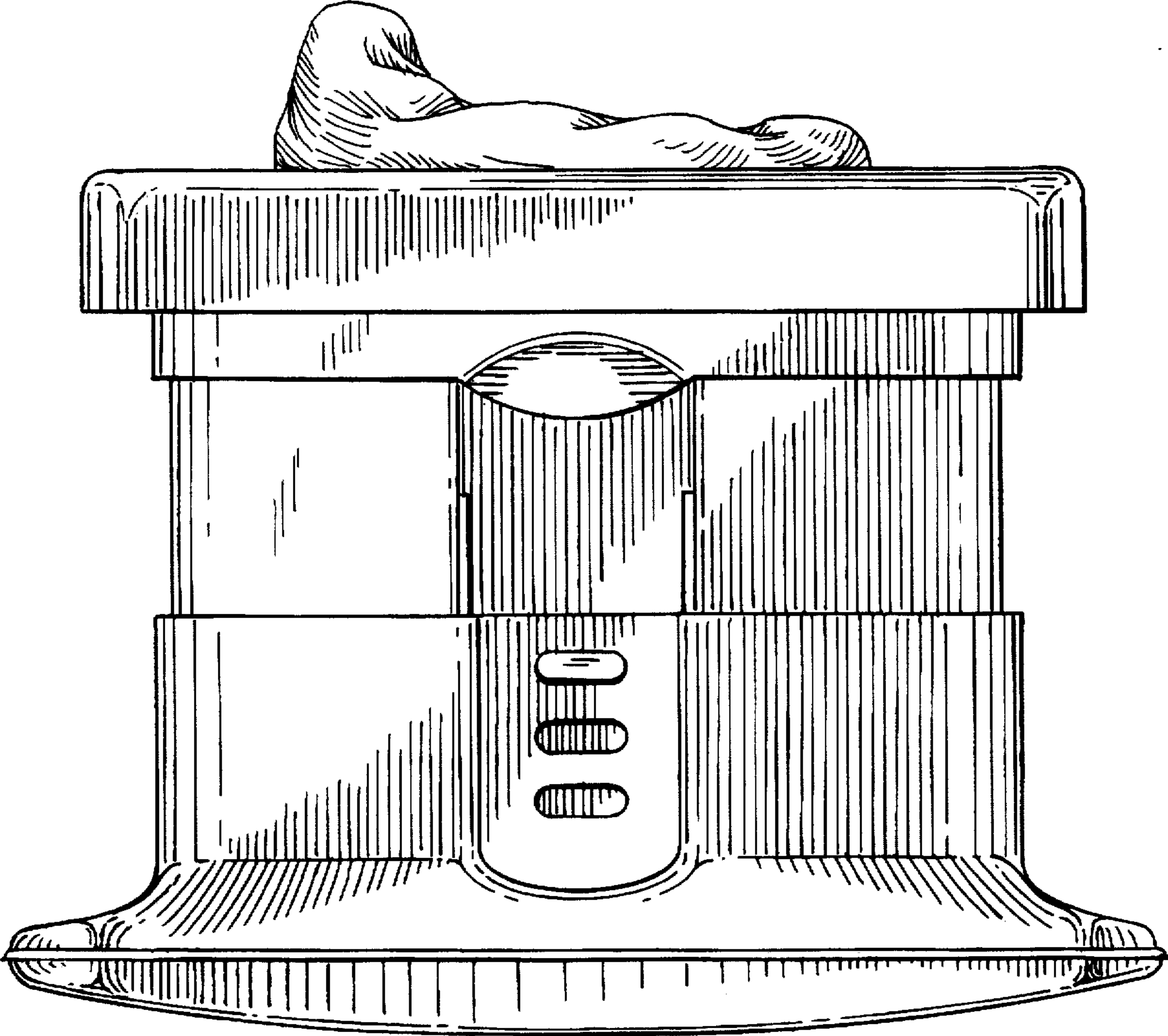


FIG. 2

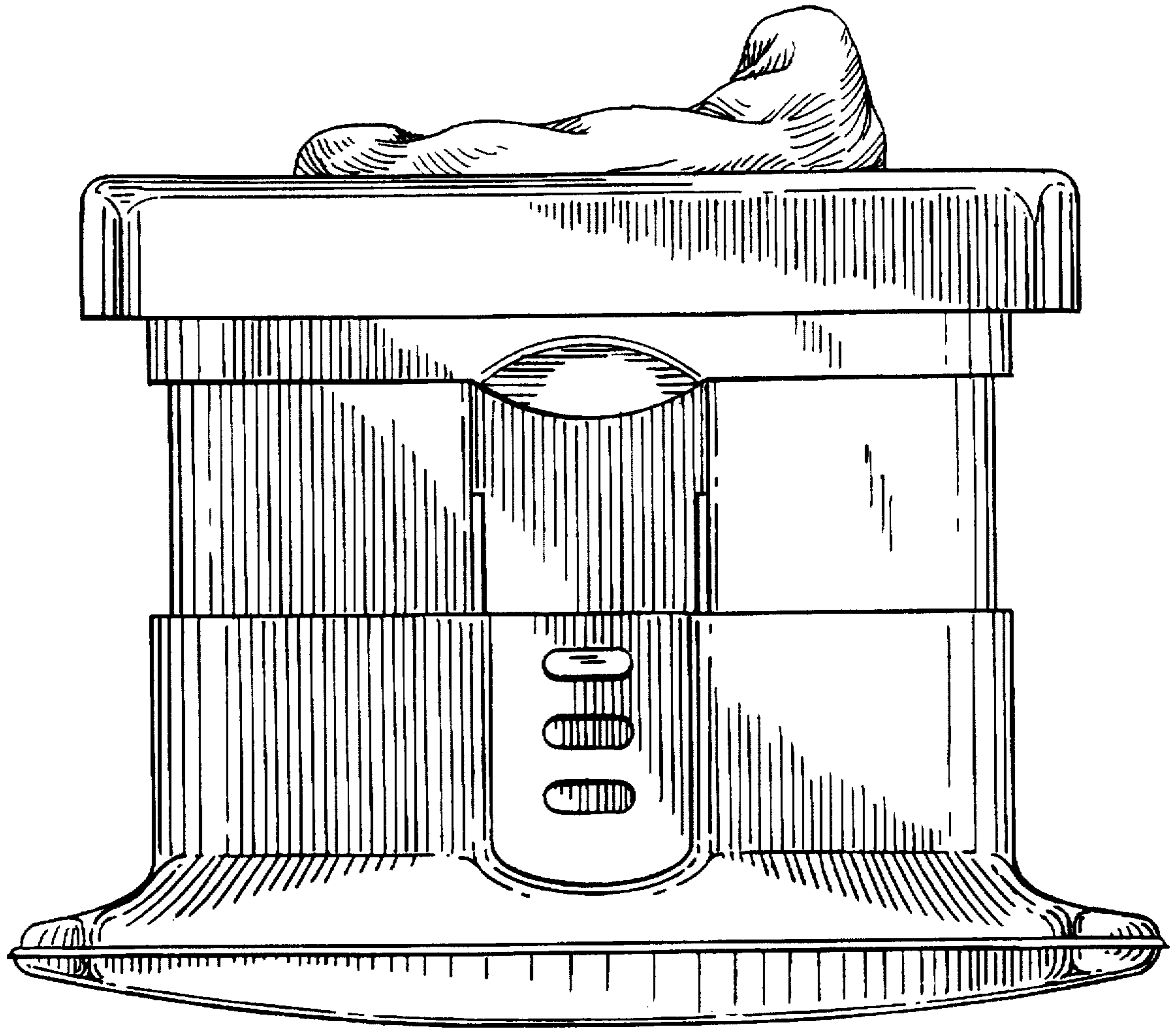


FIG. 3

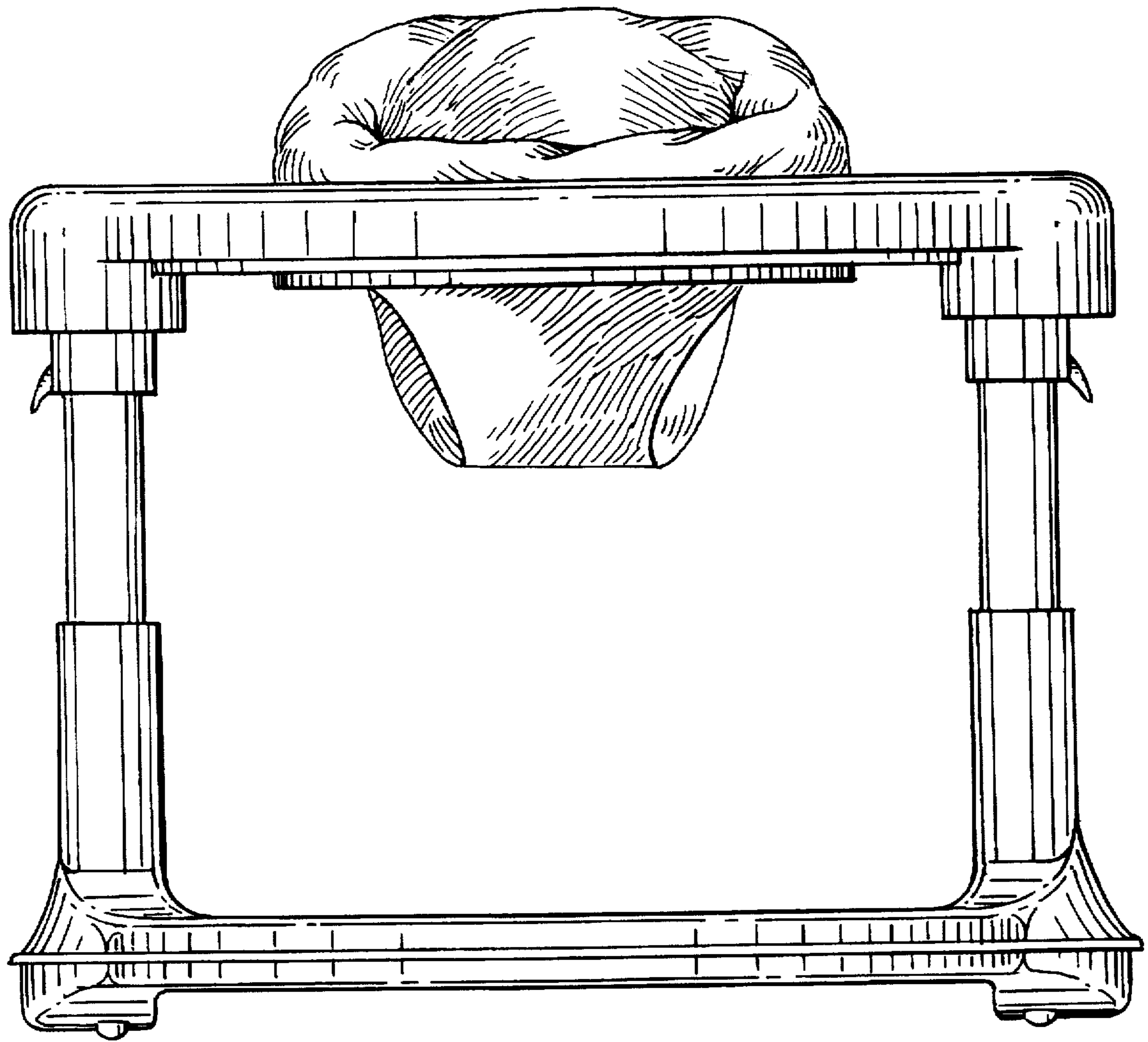


FIG. 4




FIG. 5




FIG. 6

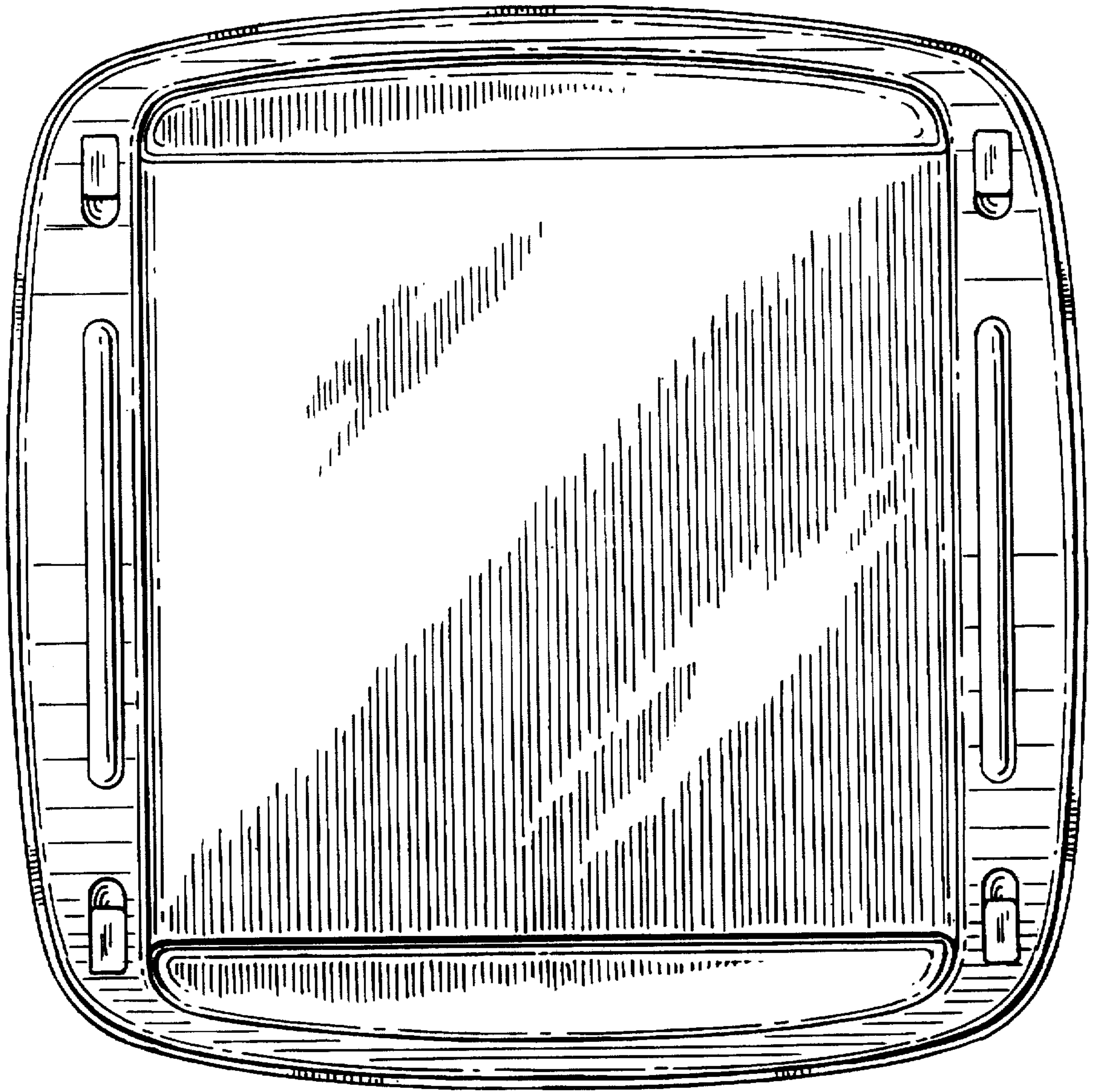


FIG. 7

UNITED STATES PATENT AND TRADEMARK OFFICE
CERTIFICATE OF CORRECTION

PATENT NO. : Des. 391,407
DATED : Mar. 3, 1998
INVENTOR(S) : Rossman et al.

Page 1 of 3

It is certified that error appears in the above-identified patent and that said Letters Patent is hereby corrected as shown below:

The title page should be deleted to appear as per attached title page.

Please delete drawing sheet 1 of 7 and substitute drawing sheet 1 of 7 as per attached.

Signed and Sealed this

Twenty-second Day of June, 1999

Attest:



Q. TODD DICKINSON

Attesting Officer

Acting Commissioner of Patents and Trademarks



US00D391407S

United States Patent [19]

Rossman et al.

[11] Patent Number: **Des. 391,407**

[45] Date of Patent: ****Mar. 3, 1998**

[54] CHILDREN'S FURNITURE

[75] Inventors: **Jon R. Rossman**, Chelmsford; **Bryan R. Hotaling**, Arlington, both of Mass.

[73] Assignee: **The First Years Inc.**, Avon, Mass.

[**] Term: **14 Years**

[21] Appl. No.: **61,508**

[22] Filed: **Oct. 25, 1996**

[51] LOC (6) Cl. **06-01**

[52] U.S. Cl. **D6/333; D6/344**

[58] Field of Search D6/333, 334, 335, D6/339, 344, 500, 501, 502; 297/136, 137, 271.6, 344.18, 467, DIG. 11

[56] **References Cited**

U.S. PATENT DOCUMENTS

D. 163,619 6/1951 McKean D6/339

D. 185,771 7/1959 Mills D6/333 X

D. 376,052 12/1996 Cone et al. D6/333 X
D. 376,264 12/1996 Cone et al. D6/333
5,407,246 4/1995 Meeker et al. 297/137

Primary Examiner—Gary D. Watson
Attorney, Agent, or Firm—Fish & Richardson P.C.

[57] **CLAIM**

The ornamental design for children's furniture, as shown and described.

DESCRIPTION

FIG. 1 is a perspective view of children's furniture showing the new design;

FIG. 2 is a side elevational view thereof;

FIG. 3 is a side elevational view thereof, opposite that shown in FIG. 2;

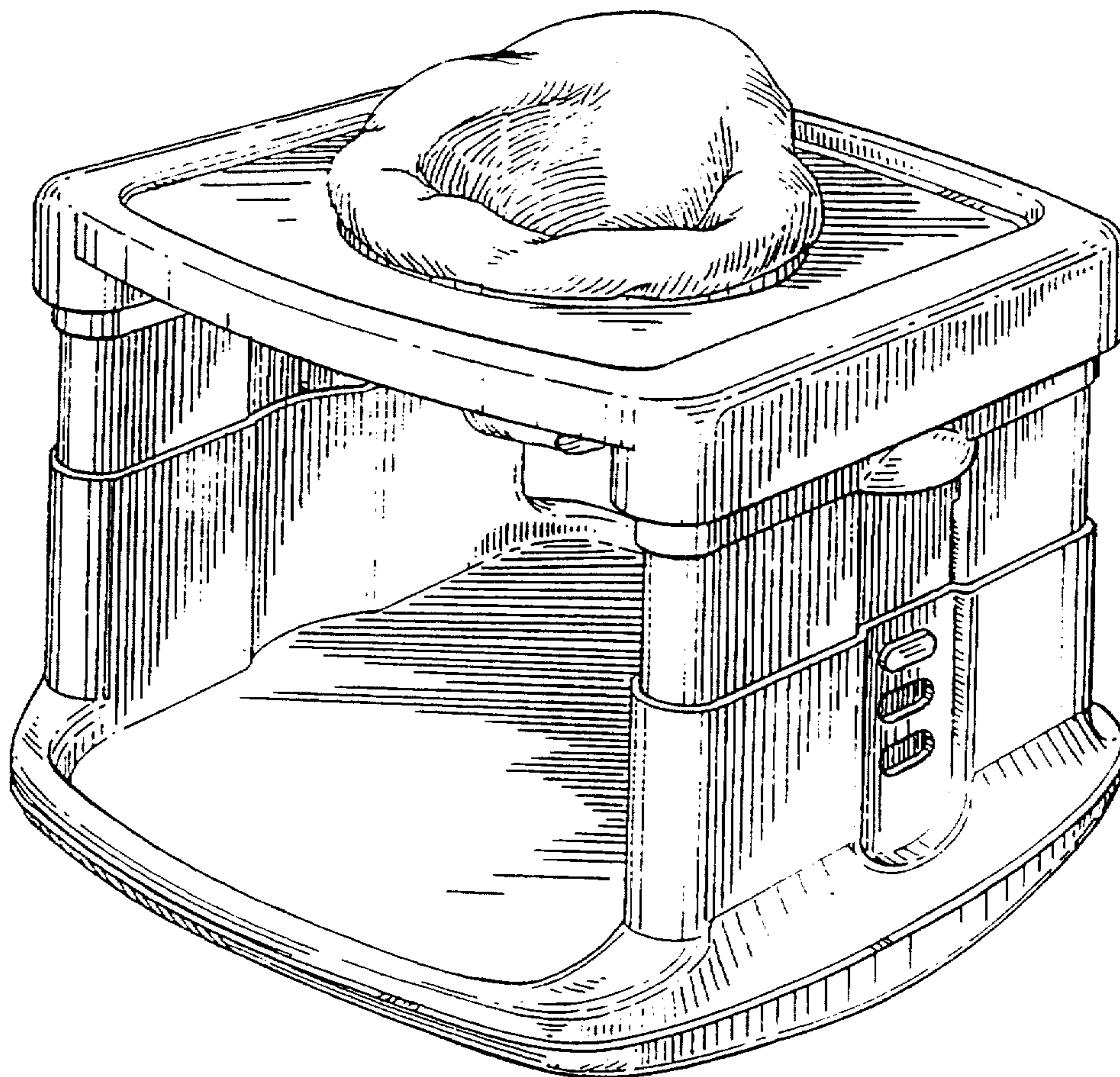
FIG. 4 is a front elevational view thereof;

FIG. 5 is a rear elevational view thereof;

FIG. 6 is a top plan view thereof; and,

FIG. 7 is a bottom plan view thereof.

1 Claim, 7 Drawing Sheets



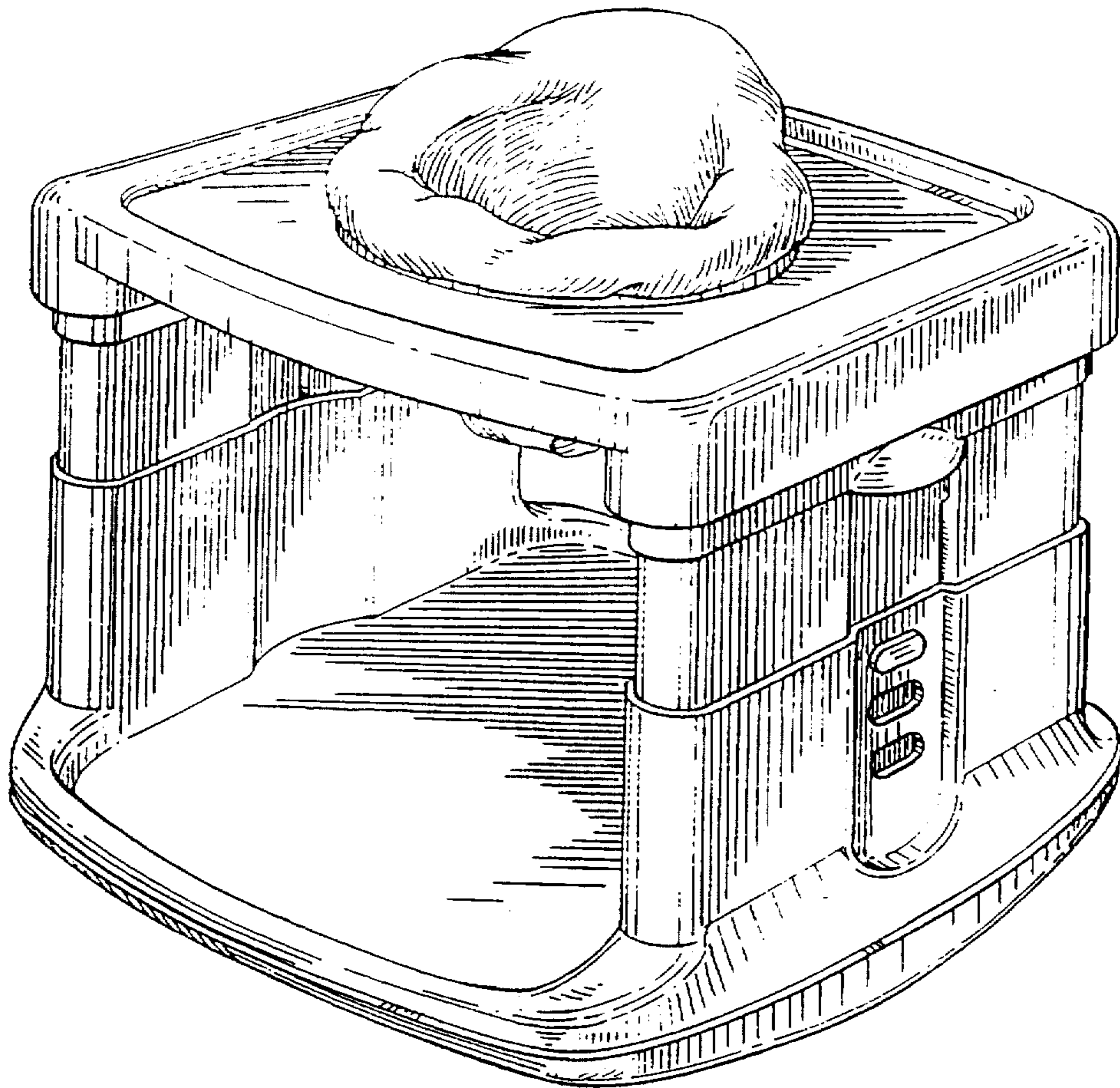


FIG. 1