

US00D391406S

# United States Patent [19]

[11] Patent Number: **Des. 391,406**

Field

[45] Date of Patent: **\*\*Mar. 3, 1998**

[54] **SHADOW BOX**

5,265,360 11/1993 Reiss et al. .... 40/427  
5,347,738 9/1994 Zweig et al. .... 40/721

[76] Inventor: **Peter Field**, 4295 S. Arville St., Las Vegas, Nev. 89103

### OTHER PUBLICATIONS

Exposures, Holiday 1994, p. 34, #D at bottom right.

[\*\*] Term: **14 Years**

*Primary Examiner*—Janice E. Seeger

[21] Appl. No.: **58,548**

*Attorney, Agent, or Firm*—John Edward Roethel

[22] Filed: **Aug. 19, 1996**

### [57] CLAIM

[51] LOC (6) Cl. .... **06-07**

The ornamental design for shadow box, as shown and described.

[52] U.S. Cl. .... **D6/302; D6/470**

### DESCRIPTION

[58] Field of Search ..... D6/300-302, 308-314, D6/470; 40/700, 714-716, 720, 721-724, 765

FIG. 1 is a front elevational view of the shadow box showing my new design, with the hinges and door closure clasp shown in broken lines. The broken line showing of the hinges and door closure clasp is for illustrative purposes only and forms no part of the claimed design;

### [56] References Cited

#### U.S. PATENT DOCUMENTS

D. 238,335	1/1976	Ocko et al. ....	D6/470
D. 272,791	2/1984	Brobakken ....	D6/301
1,605,429	9/1926	Fisher .	
2,221,889	11/1940	White ....	40/140
2,689,060	9/1954	Katzman ....	40/724 X
3,298,124	1/1967	Jahn ....	40/711
5,251,392	10/1993	McManigal ....	40/427

FIG. 2 is a rear elevational view thereof;


FIG. 3 is a left elevational thereof;

FIG. 4 is a right elevational view thereof;

FIG. 5 is a top plan view thereof; and,

FIG. 6 is a bottom plan view thereof.

**1 Claim, 5 Drawing Sheets**



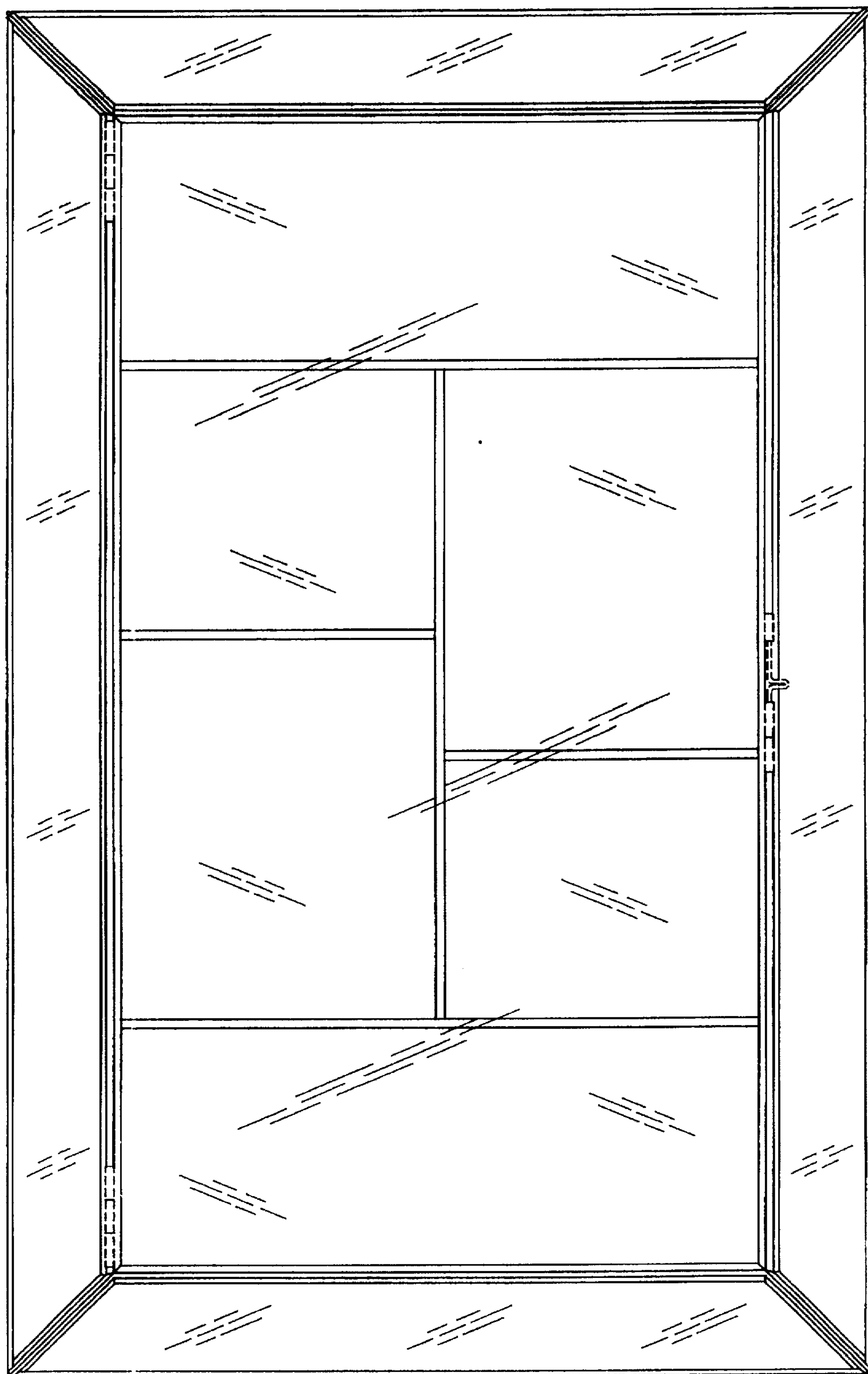


FIG-1

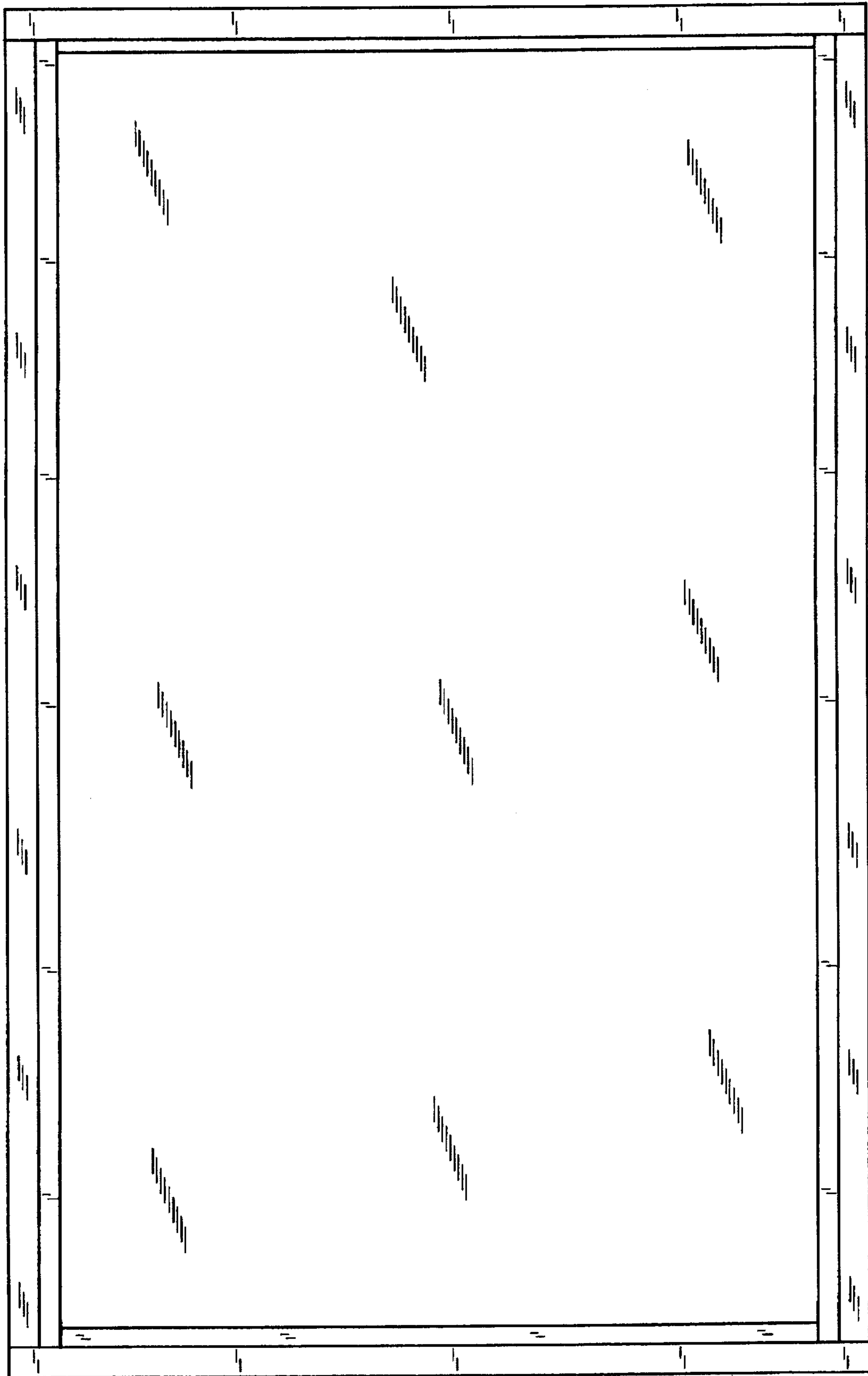


FIG-2

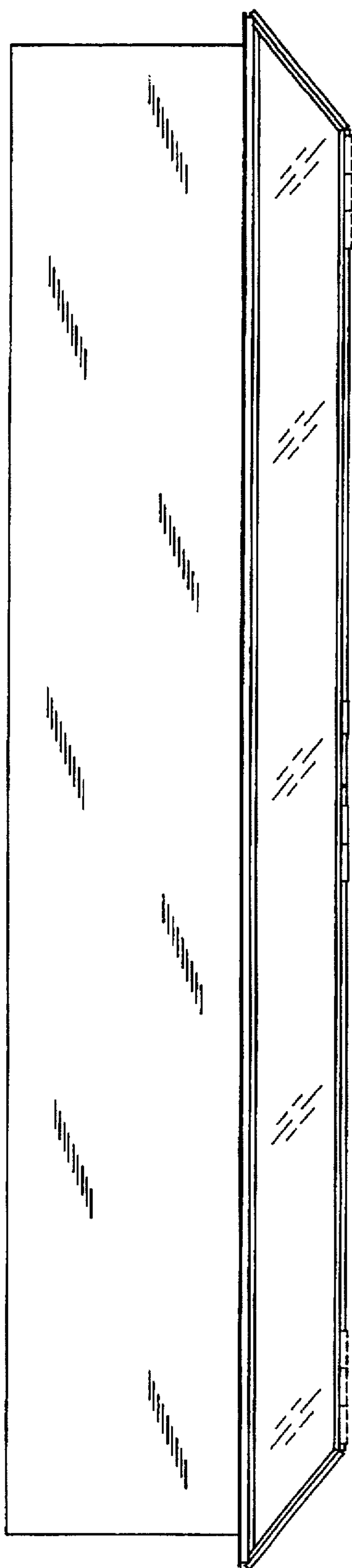


FIG-3

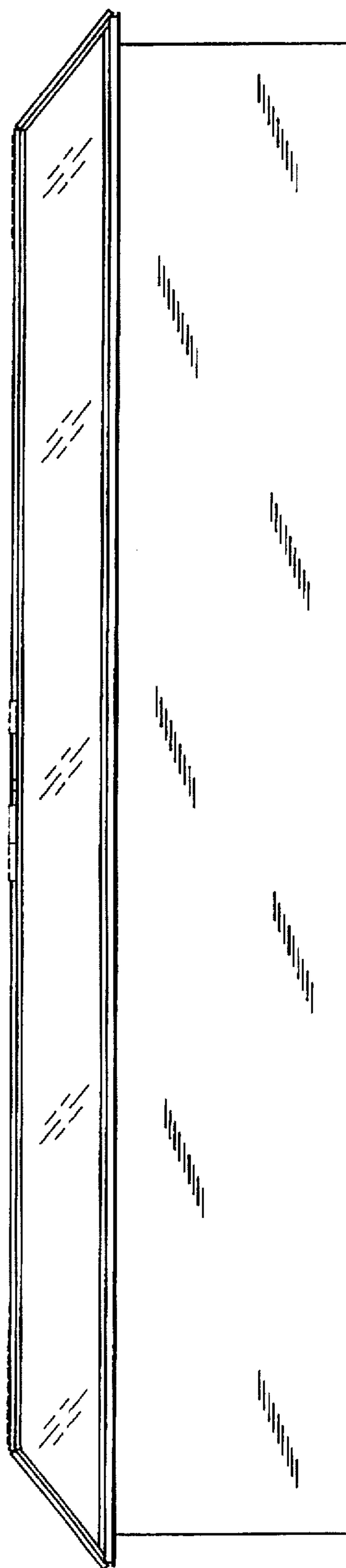


FIG-4

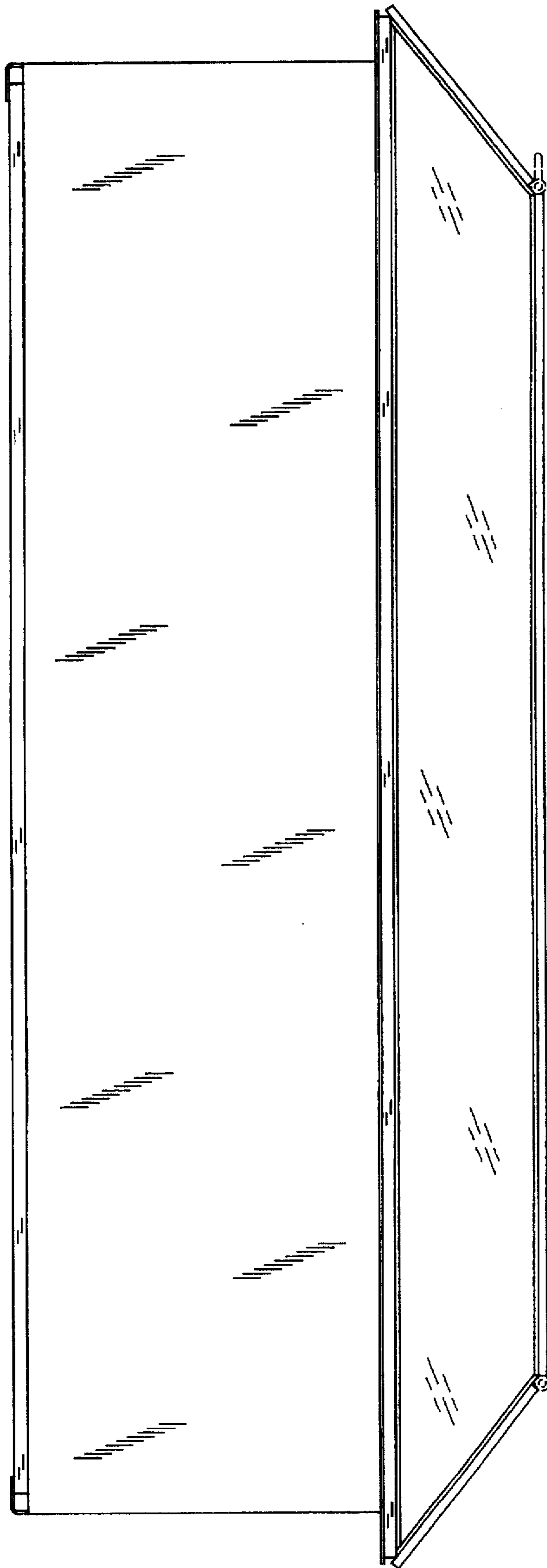


FIG-5

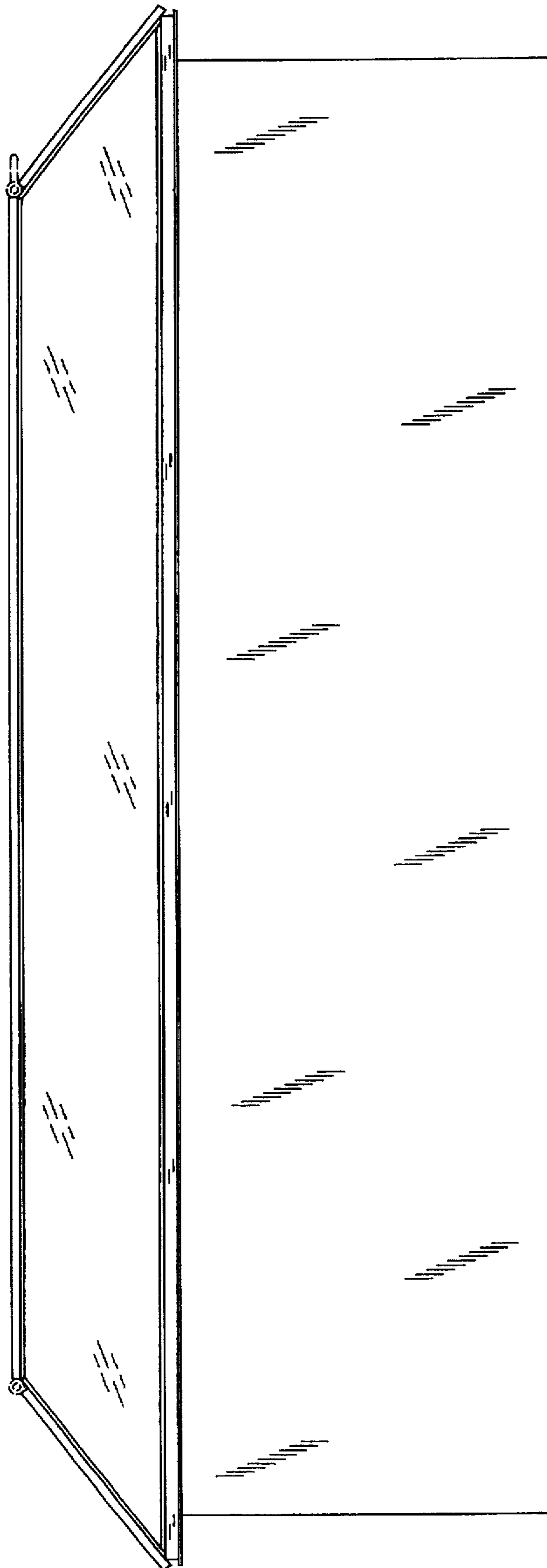


FIG-6