

US00D391387S

United States Patent [19]
Pogrebitsky et al.

[11] **Patent Number:** **Des. 391,387**
[45] **Date of Patent:** ****Mar. 3, 1998**

[54] **SUN PROTECTION DISPOSABLE CAP**

1,247,415 11/1917 Lattimore D2/865 X
5,428,842 7/1995 Wise 2/195.1

[76] **Inventors:** **Eduard Pogrebitsky**, 2111 Washington Ave., Santa Monica, Calif. 90403;
Michael Guz, 1441 Veteran Ave., #319, Los Angeles, Calif. 90024

FOREIGN PATENT DOCUMENTS

2666727 3/1992 France 2/195.1
952694 11/1956 Germany 2/195.2

[**] **Term:** **14 Years**

Primary Examiner—Paula A. Mortimer

[21] **Appl. No.:** **57,298**

[57] **CLAIM**

[22] **Filed:** **Jul. 22, 1996**

The ornamental design for a sun protection disposable cap, as shown and described.

Related U.S. Application Data

DESCRIPTION

[63] Continuation-in-part of Ser. No. 51,000, Mar. 4, 1996.

[51] **LOC (6) Cl.** **02-03**

[52] **U.S. Cl.** **D2/876; D2/893**

[58] **Field of Search** D2/865, 869, 871, D2/875, 876, 880, 882, 893; 2/195.1, 195.2, 195.7, 171, 181, 12

FIG. 1 is a top plan view of a sun protection disposable cap showing our new design in a flat position;
FIG. 2 is an end elevational view thereof;
FIG. 3 is a side elevational view thereof in an assembled position, the opposite side is a mirror image;
FIG. 4 is a rear perspective view thereof; and,
FIG. 5 is a side perspective view thereof.

[56] **References Cited**

U.S. PATENT DOCUMENTS

D. 352,378 11/1994 Wise D2/869 X

1 Claim, 2 Drawing Sheets

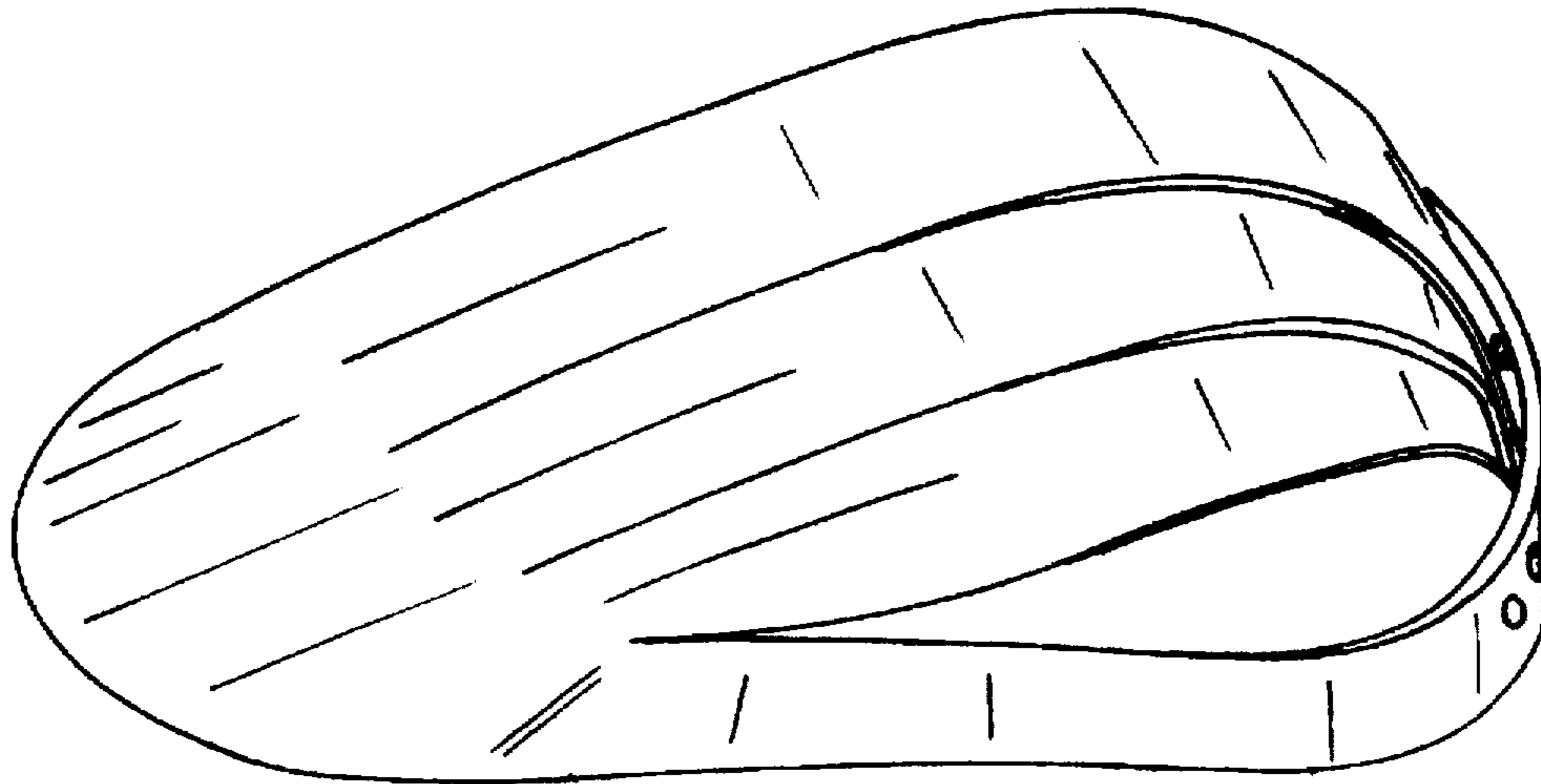


FIG 1

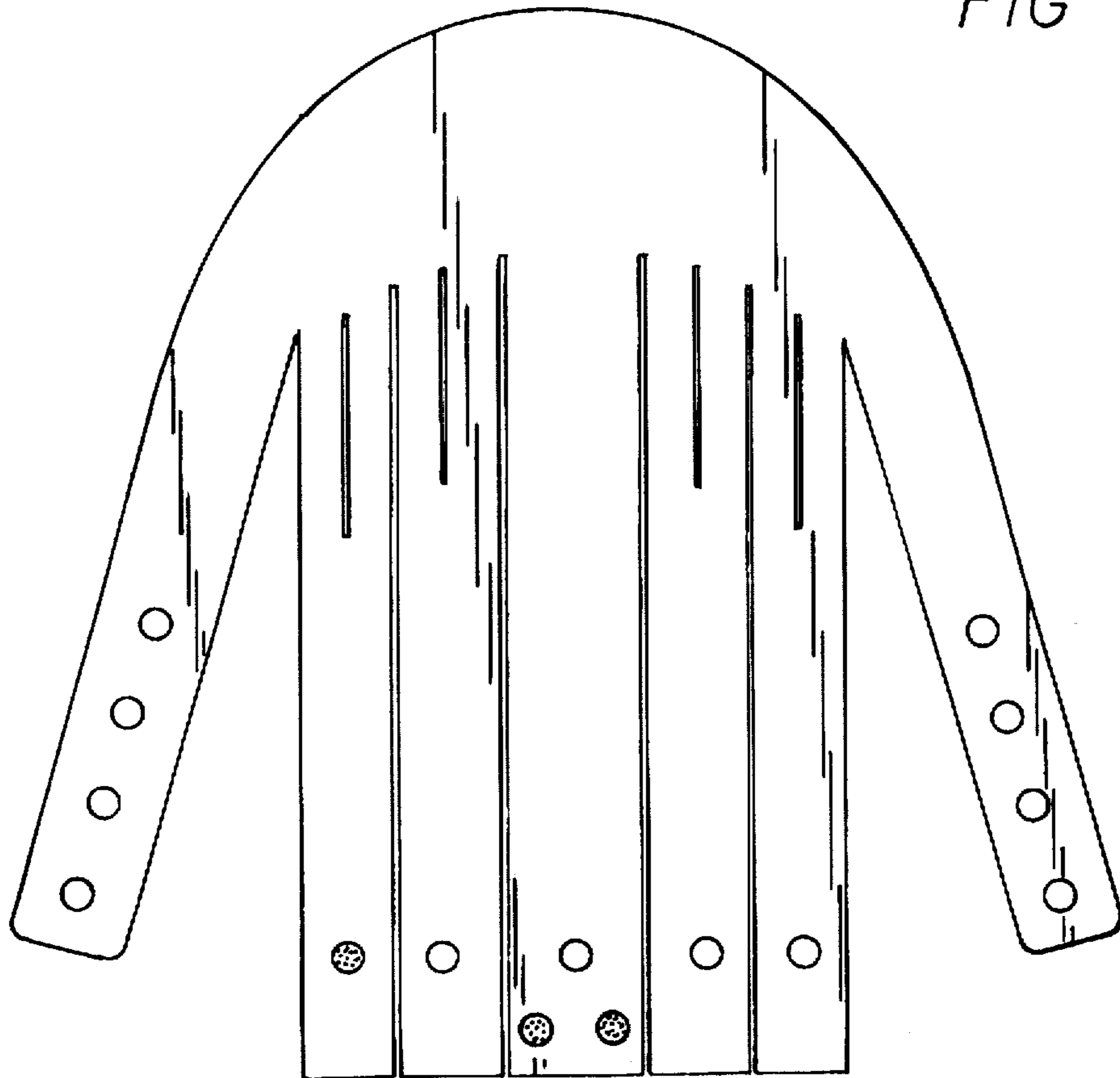


FIG 2




FIG 3




FIG 4

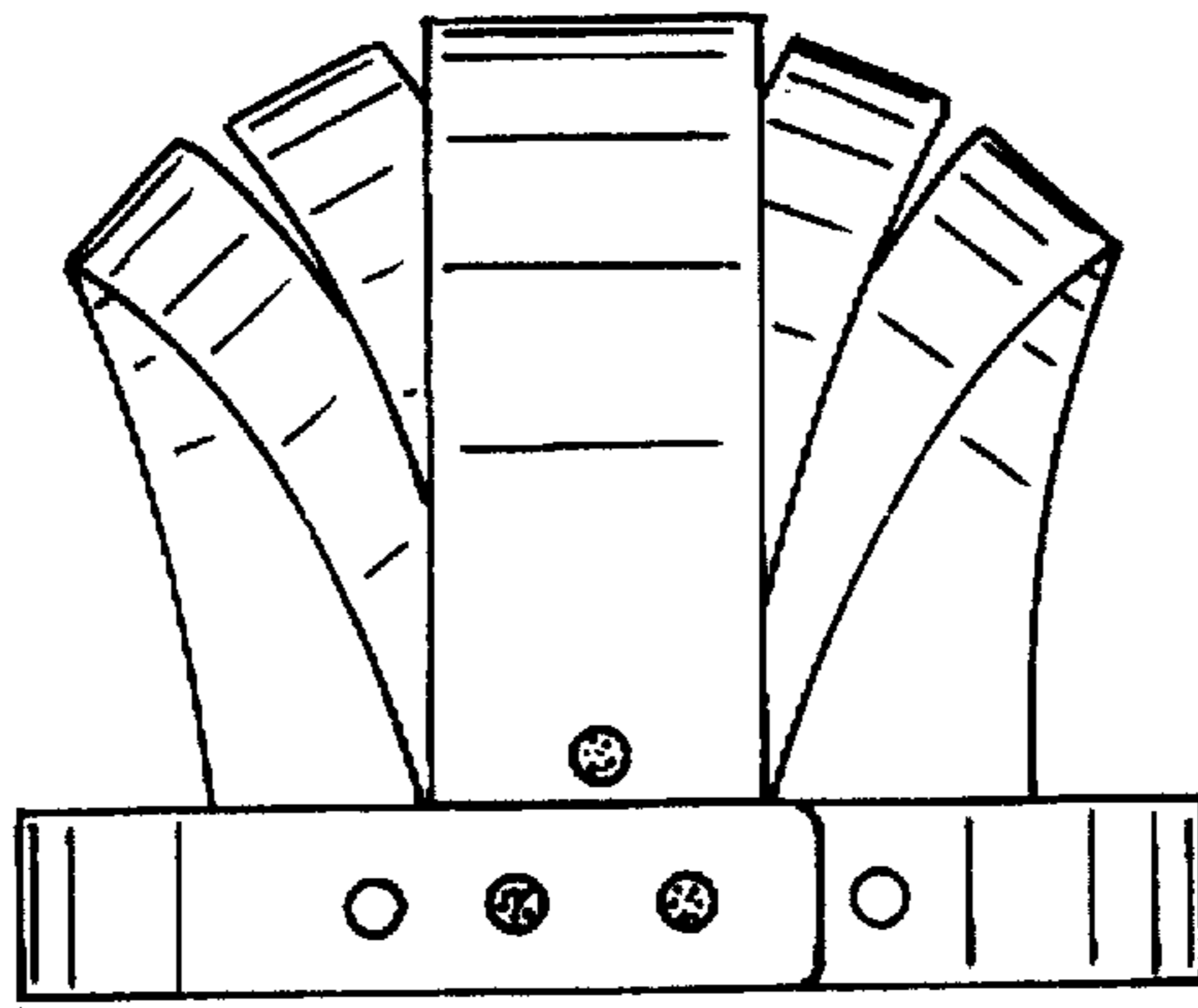


FIG 5

