



US00D391366S

United States Patent [19]

Prehodka et al.

[11] Patent Number: **Des. 391,366**

[45] Date of Patent: ****Feb. 24, 1998**

[54] **FOOT MASSAGER**

[75] Inventors: **Barry V. Prehodka**, Ridgefield;
Richard N. Tobin, Stamford, both of
Conn.

[73] Assignee: **Conair Corporation**, Stamford, Conn.

[**] Term: **14 Years**

[21] Appl. No.: **64,738**

[22] Filed: **Jan. 9, 1997**

[51] LOC (6) Cl. **24-04**

[52] U.S. Cl. **D24/212**

[58] Field of Search **D24/212, 213,**
D24/200; 601/27, 28, 29, 30

[56] **References Cited**

U.S. PATENT DOCUMENTS

D. 269,636	7/1983	MacGregor et al.	D24/212
D. 280,934	10/1985	MacGregor	D24/212
D. 330,256	10/1992	Wollman	D24/213
D. 339,638	9/1993	Bucher	D24/212
D. 358,656	5/1995	Chang	D24/213
5,573,500	11/1996	Katsunuma	601/104

Primary Examiner—Stella Reid
Attorney, Agent, or Firm—Ohlandt, Greeley, Ruggiero & Perle

[57] **CLAIM**

The ornamental design for a foot massager, as shown and described.

DESCRIPTION

FIG. 1 is a top perspective view of a foot massager showing our new design;

FIG. 2 is a top plan view of the foot massager of FIG. 1;

FIG. 3 is a front elevational view of the foot massager of FIG. 1;

FIG. 4 is a rear elevational view of the foot massager of FIG. 1;

FIG. 5 is a left side elevational view of the foot massager of FIG. 1, the right side elevational view being a mirror image thereof; and,

FIG. 6 is a bottom plan view of the foot massager of FIG. 1.

1 Claim, 6 Drawing Sheets

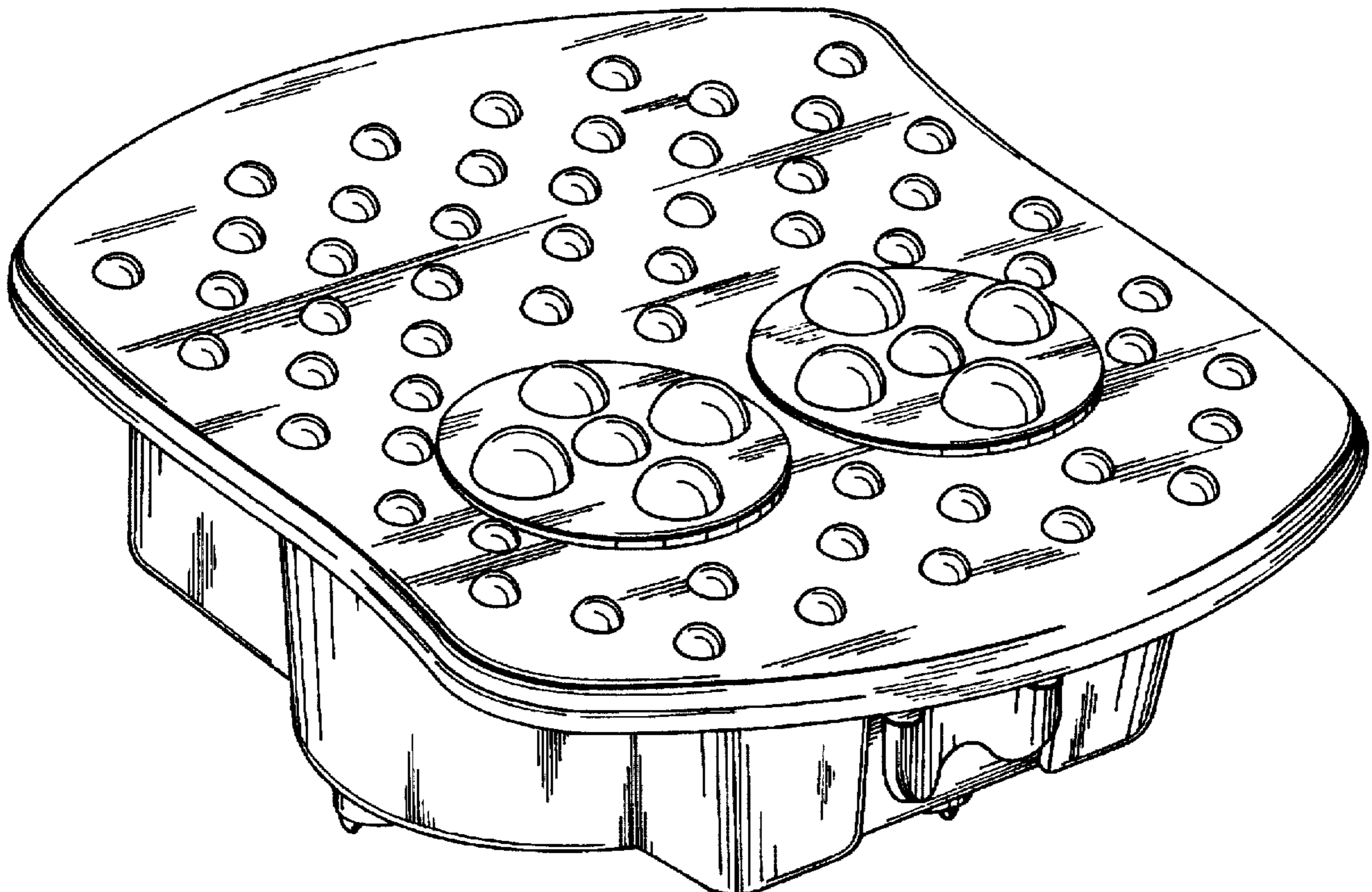


FIG. 1.

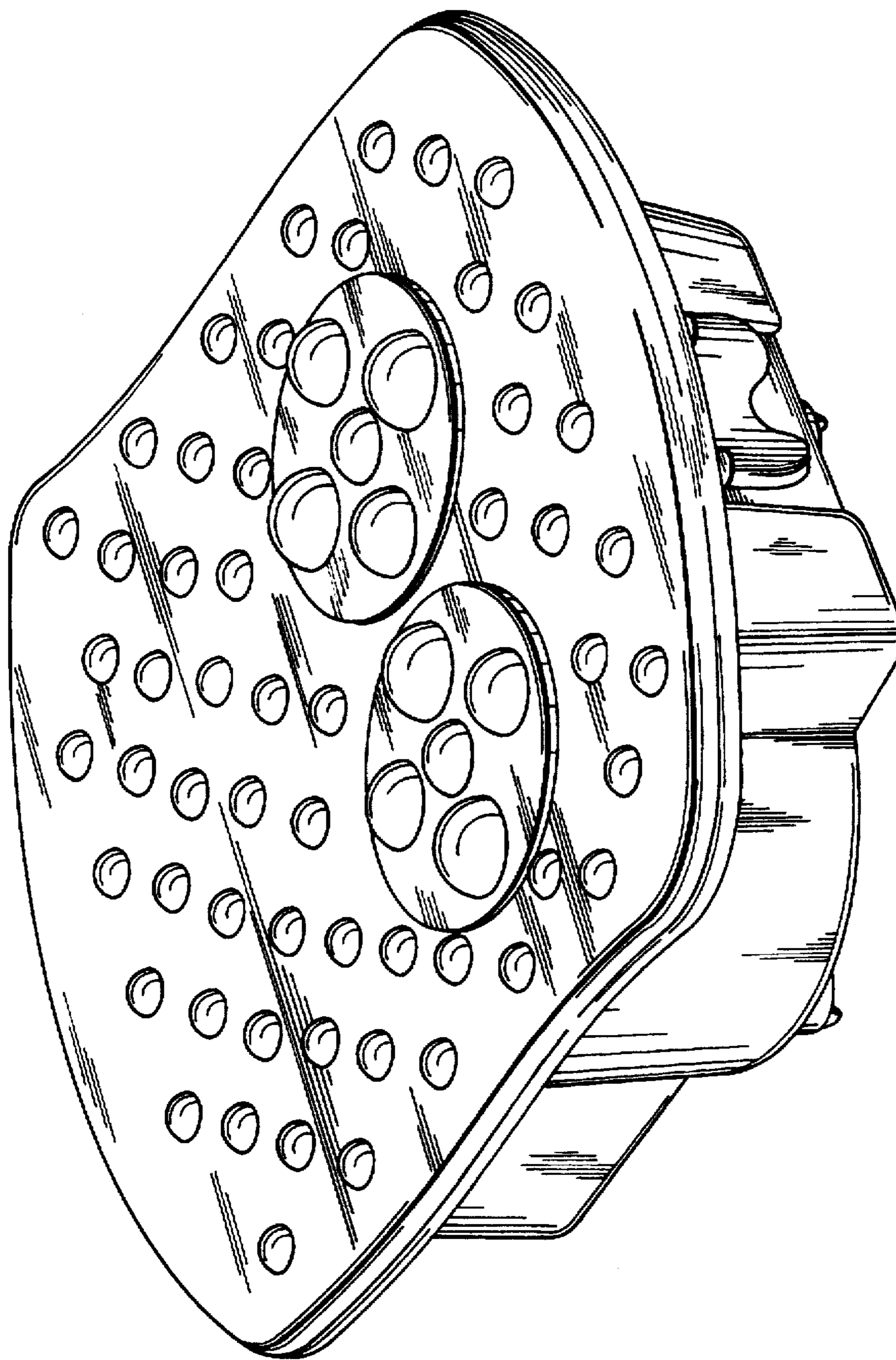


FIG. 2.

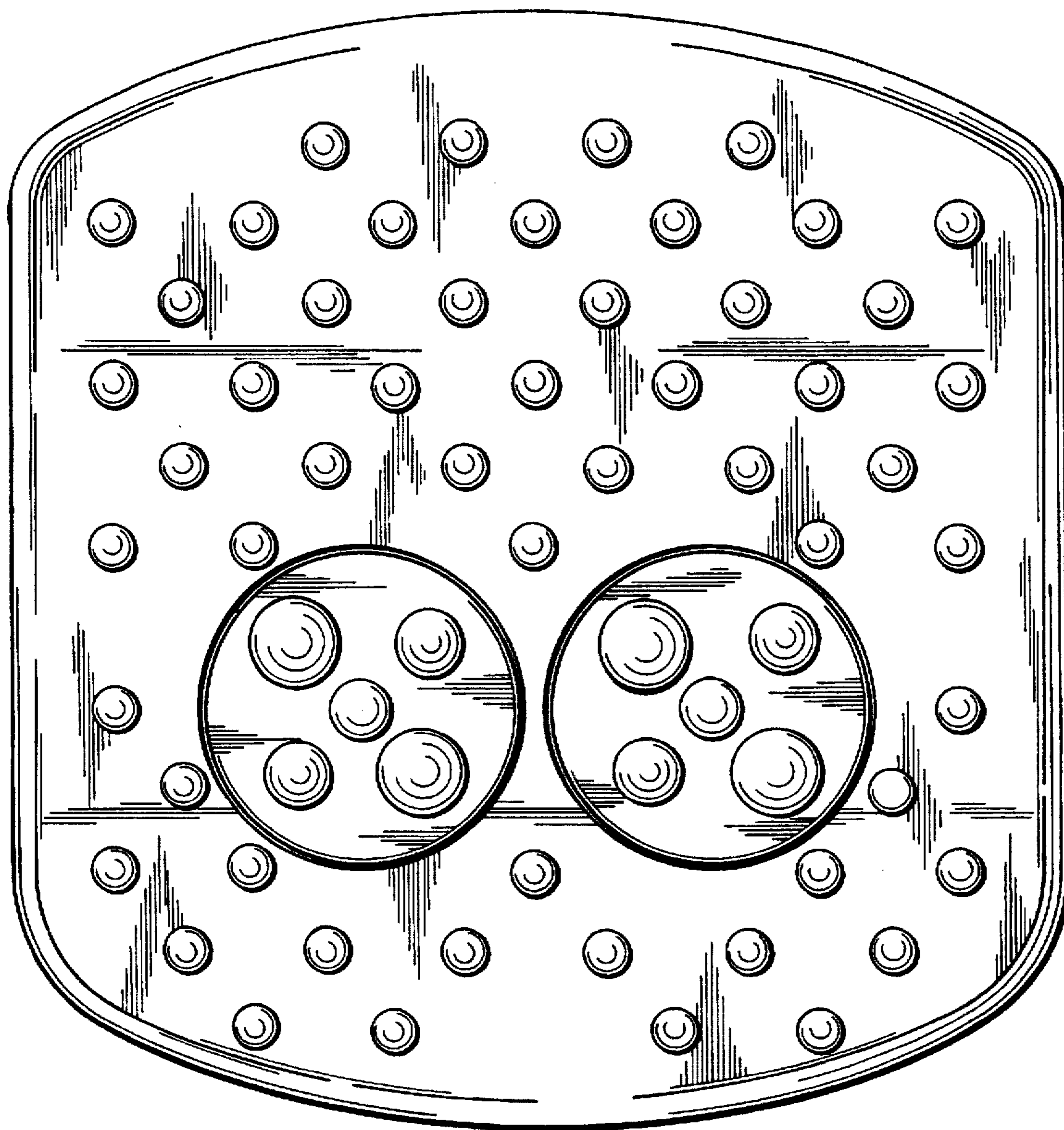


FIG. 3.




FIG. 4.

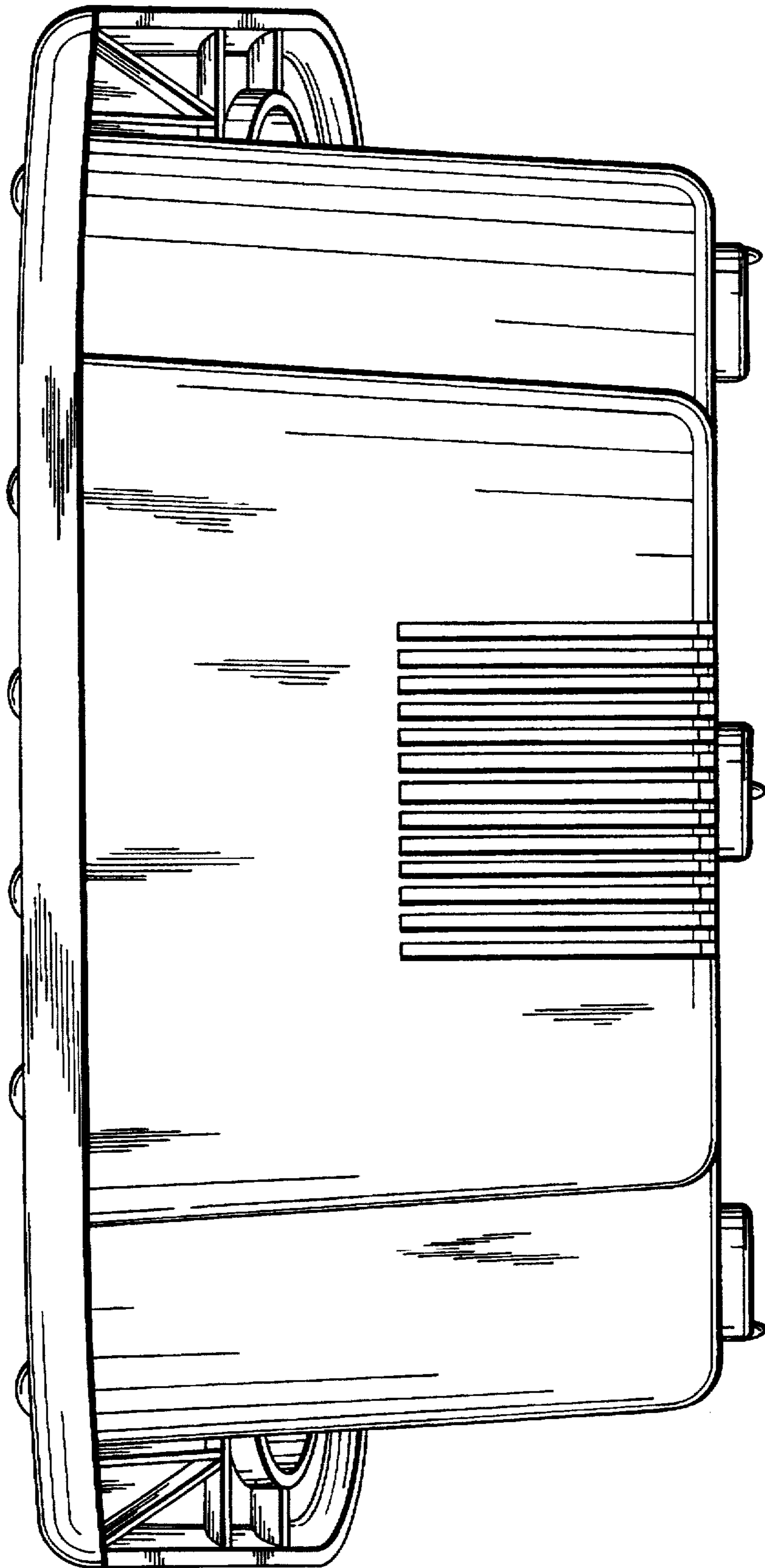


FIG. 5.




FIG. 6.

