



US00D391355S

United States Patent [19] Hedrington

[11] Patent Number: Des. 391,355
[45] Date of Patent: **Feb. 24, 1998

[54] **PARABOLIC ELECTRIC HEATER**
[75] Inventor: **James Alan Hedrington**, Chippewa Falls, Wis.
[73] Assignee: **National Presto Industries, Inc.**, Eau Claire, Wis.
[**] Term: **14 Years**
[21] Appl. No.: **48,078**
[22] Filed: **Dec. 19, 1995**
[51] LOC (6) Cl. **23-03**
[52] U.S. Cl. **D23/337; D23/332; D23/335**
[58] Field of Search **D23/335, 337, D23/332, 370, 381, 382, 336, 328; 392/426, 427, 428, 429; 416/247 R; 126/92 B, 92 A; 248/125.1**

1,526,352 2/1925 Lightfoot et al. .
1,540,007 6/1925 Homeyer .
1,614,308 1/1927 Lamb .
1,665,941 4/1928 Van Der Meersch .
1,671,378 5/1928 Pitt .
1,673,296 6/1928 McManus .
1,677,281 7/1928 Gilbert .
1,697,606 1/1929 Maxson .
1,697,607 1/1929 Maxson .
1,709,052 4/1929 Anderson .
1,712,001 5/1929 Gilbert .
1,727,983 9/1929 Jermon .
1,743,566 1/1930 Packeritz .
1,829,303 10/1931 Schaber .
1,919,558 7/1933 Johnson .
2,231,070 2/1941 Harrison .
2,256,049 9/1941 Gallup .
2,512,061 6/1950 Huck .
2,528,774 11/1950 Oberholtz et al. .
2,631,217 3/1953 Aufiero .
3,446,429 5/1969 Suzuki et al. .
3,540,429 11/1970 Varberg et al. .
3,963,382 6/1976 Patton .

[56] References Cited

U.S. PATENT DOCUMENTS

D. 45,317 2/1914 Warner .
D. 51,043 7/1917 Brown .
D. 51,253 9/1917 Brown .
D. 51,525 11/1917 Falkenberg .
D. 53,916 10/1919 Kahn .
D. 54,520 2/1920 Ledig .
D. 54,635 3/1920 Lamb .
D. 54,889 4/1920 Brown .
D. 60,152 1/1922 Ledig .
D. 60,968 5/1922 Smith et al. .
D. 64,815 6/1924 Rutenberg .
D. 65,046 7/1924 Barnes .
D. 65,471 8/1924 Graff .
D. 66,523 1/1925 Wolter .
D. 68,418 10/1925 Barnes .
D. 84,389 6/1931 Ajax .
D. 145,544 9/1946 Swartzbaugh .
D. 147,417 9/1947 Palma, Jr. .
D. 152,841 2/1949 Thompson et al. .
D. 157,659 3/1950 Chapman .
D. 159,008 6/1950 Seil et al. .
D. 191,384 9/1961 Hauser .
D. 276,364 11/1984 Sibert .
D. 288,473 2/1987 Schmidt et al. .
D. 300,353 3/1989 Yurkovic .
D. 312,684 12/1990 Geissler et al. D23/336
1,462,380 7/1923 Richardson .

OTHER PUBLICATIONS

Hong Kong Enterprise Jun. 1994, p. 461, remote control stand box fan (A), left middle side of page.

Primary Examiner—Lisa Lichtenstein
Attorney, Agent, or Firm—Merchant, Gould, Smith, Edell, Welter & Schmidt, P.A.


[57] CLAIM

The ornamental design for a parabolic electric heater, as shown.

DESCRIPTION

FIG. 1 is a perspective view of a parabolic electric heater showing my new design;
FIG. 2 is a front perspective view thereof;
FIG. 3 is a rear perspective view thereof;
FIG. 4 is a right side perspective view thereof;
FIG. 5 is a left side perspective view thereof;
FIG. 6 is an enlarged top perspective view thereof; and,
FIG. 7 is an enlarged bottom perspective view thereof.

1 Claim, 7 Drawing Sheets






FIG. 1




FIG. 2




FIG. 3

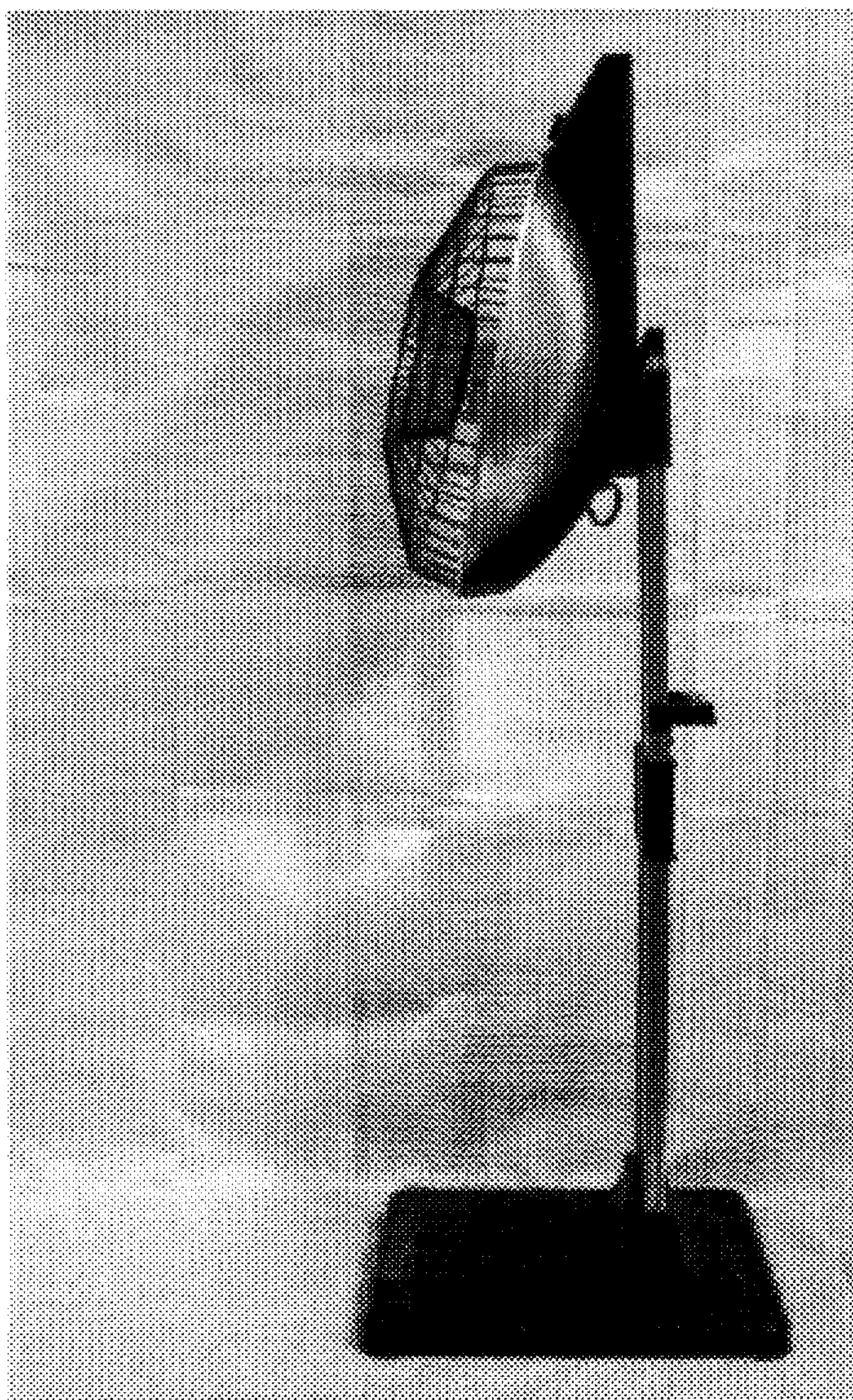


FIG. 4

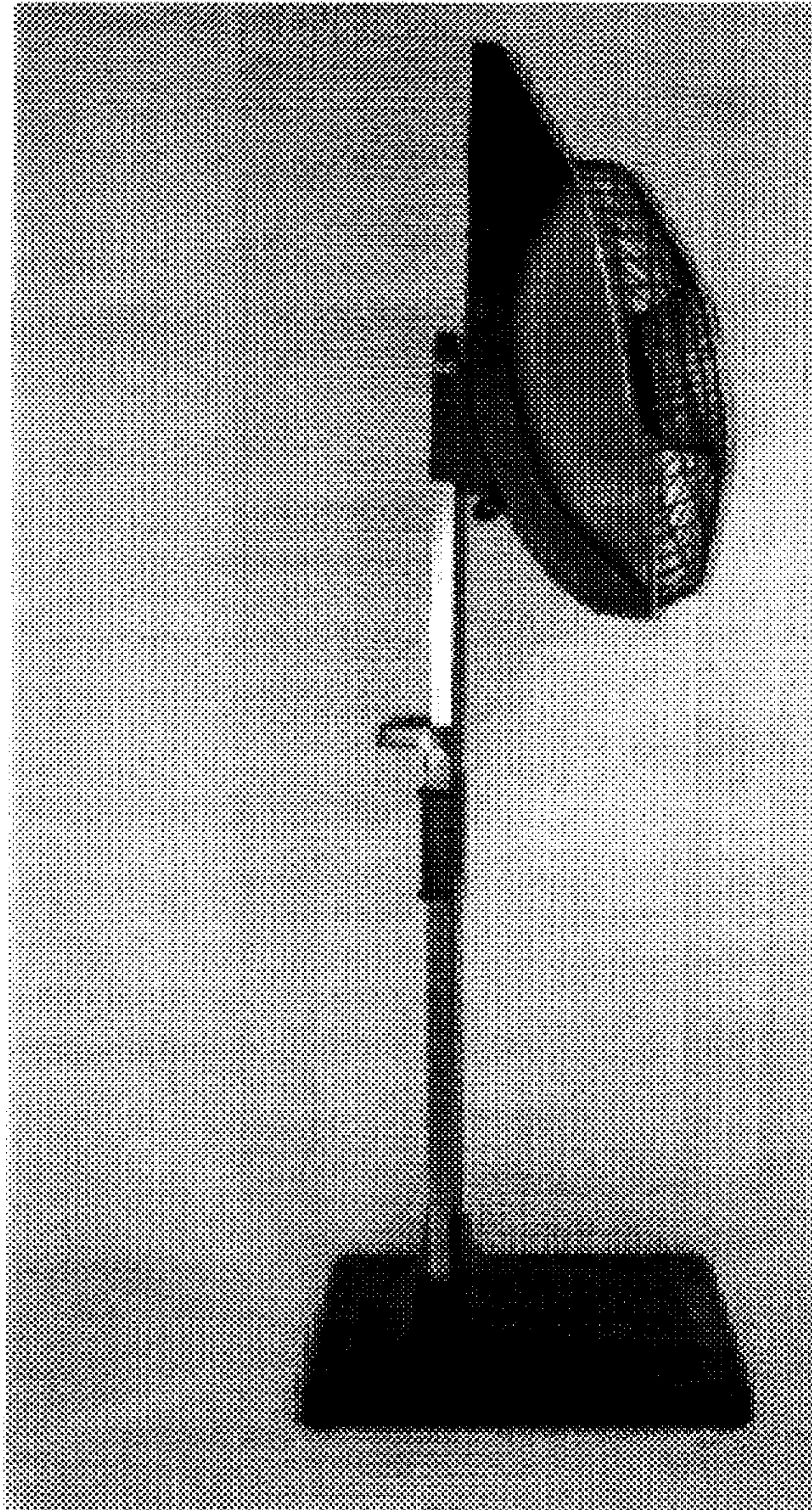


FIG. 5




FIG. 6




FIG. 7