



US00D391351S

**United States Patent** [19]  
**Ko**

[11] **Patent Number:** **Des. 391,351**  
[45] **Date of Patent:** **\*\*Feb. 24, 1998**

[54] **FAUCET HANDLE**  
[75] **Inventor:** **Hsi-Chia Ko**, Changhua Hsien, Taiwan  
[73] **Assignee:** **Chung Cheng Faucet Co., Ltd.**,  
Changhua Hsien, Taiwan  
[\*\*] **Term:** **14 Years**

D. 365,384 12/1995 Robbins ..... D23/252  
D. 371,826 7/1996 Robbins ..... D23/252  
D. 372,300 7/1996 Fabian ..... D23/252

*Primary Examiner*—Stella Reid  
*Assistant Examiner*—Eric Watterson  
*Attorney, Agent, or Firm*—Browdy and Neimark

[21] **Appl. No.:** **69,780**  
[22] **Filed:** **Apr. 23, 1997**

[57] **CLAIM**  
The ornamental design for a "faucet handle", as shown and described.


[51] **LOC (6) Cl.** ..... **23-01**  
[52] **U.S. Cl.** ..... **D23/250**  
[58] **Field of Search** ..... D23/238-243,  
D23/250-257; D8/300, 308; 4/675-678;  
137/801

**DESCRIPTION**

FIG. 1 is a perspective view of a faucet handle showing my new design;  
FIG. 2 is a front view thereof;  
FIG. 3 is a rear view thereof;  
FIG. 4 is a right side view thereof, the left side view is identical;  
FIG. 5 is a top view thereof; and,  
FIG. 6 is a bottom view thereof.

[56] **References Cited**  
**U.S. PATENT DOCUMENTS**  
D. 318,717 7/1991 Spangler ..... D23/252  
D. 357,305 4/1995 Fabian ..... D23/252

**1 Claim, 1 Drawing Sheet**






FIG. 1

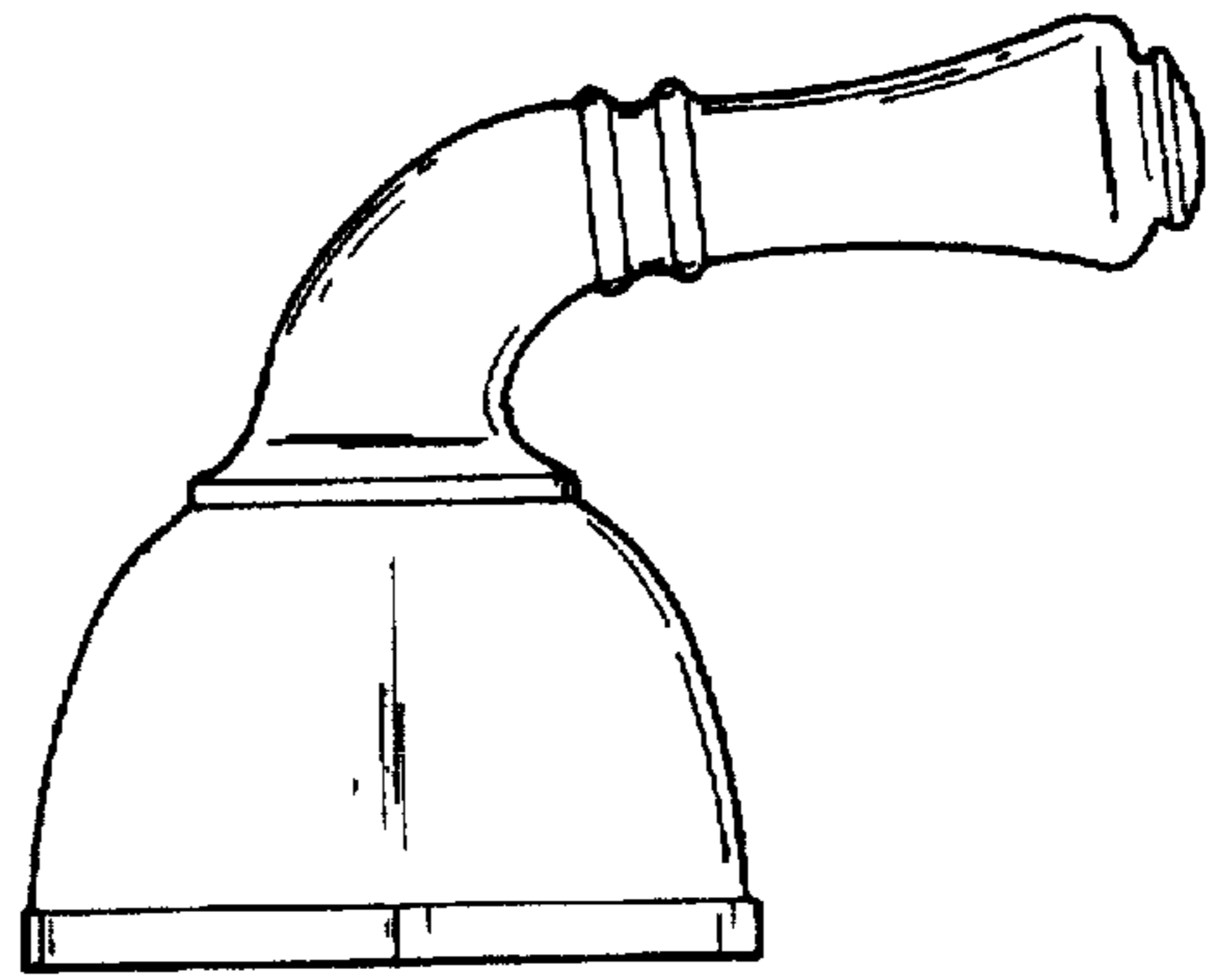


FIG 4

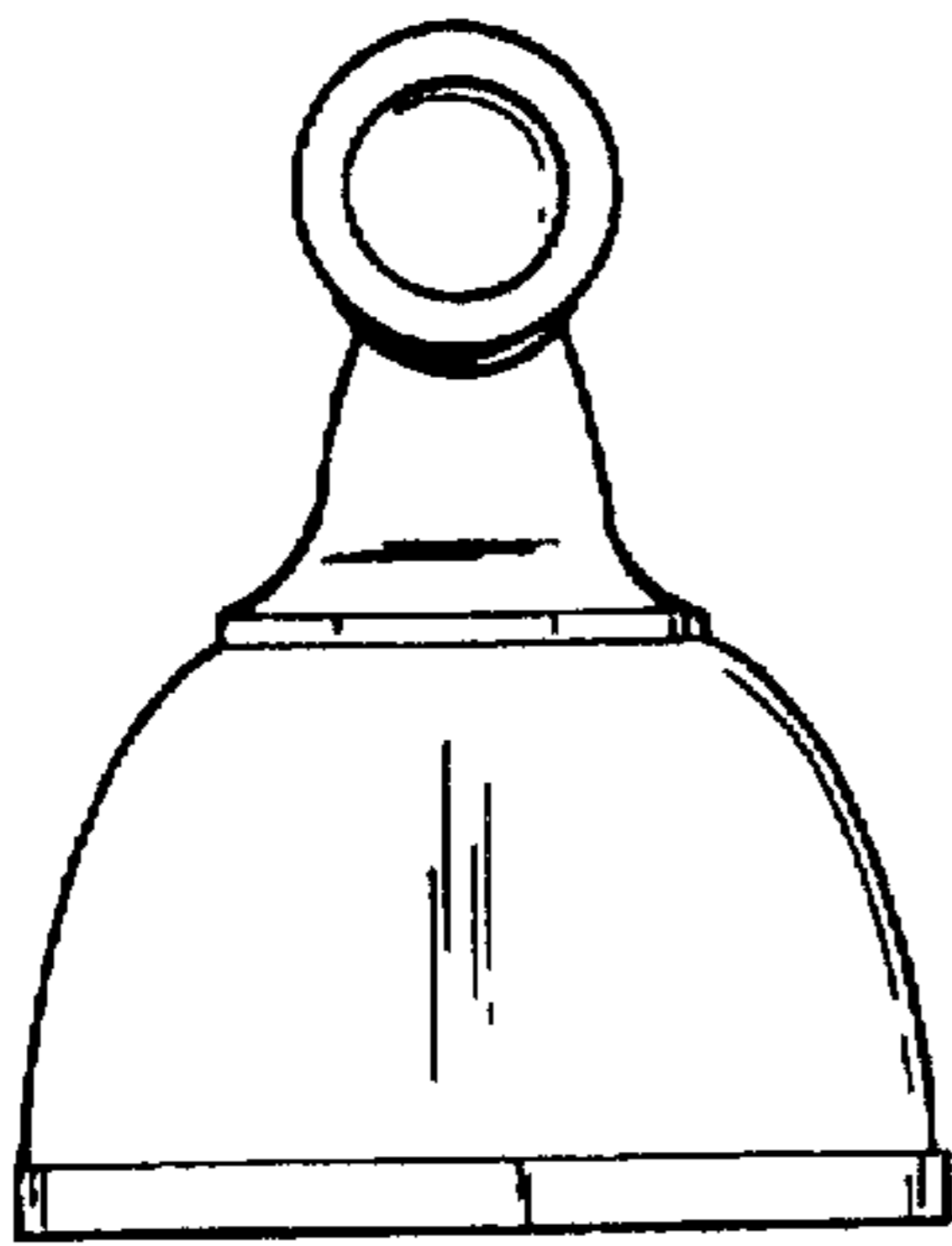


FIG. 2




FIG. 5

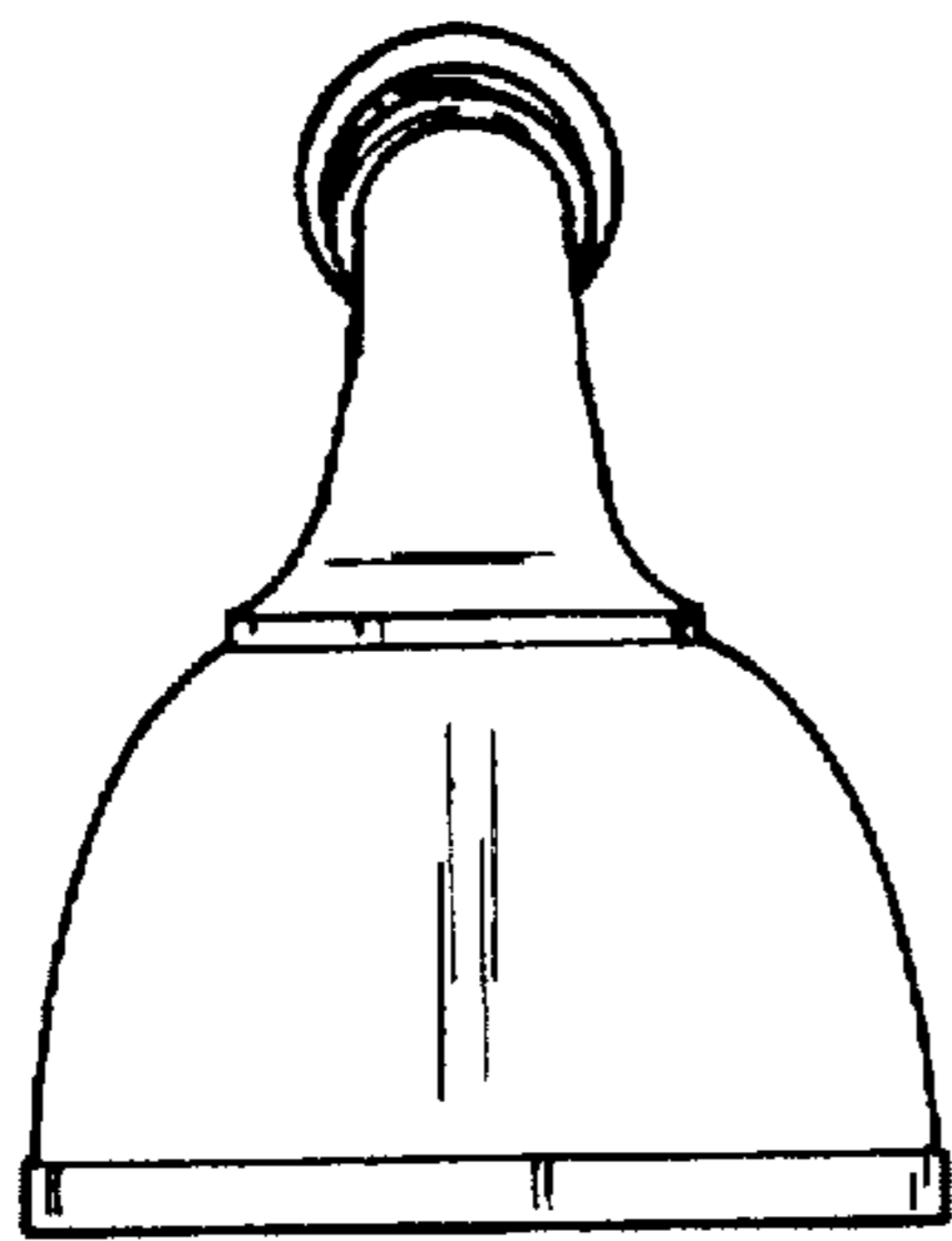


FIG. 3

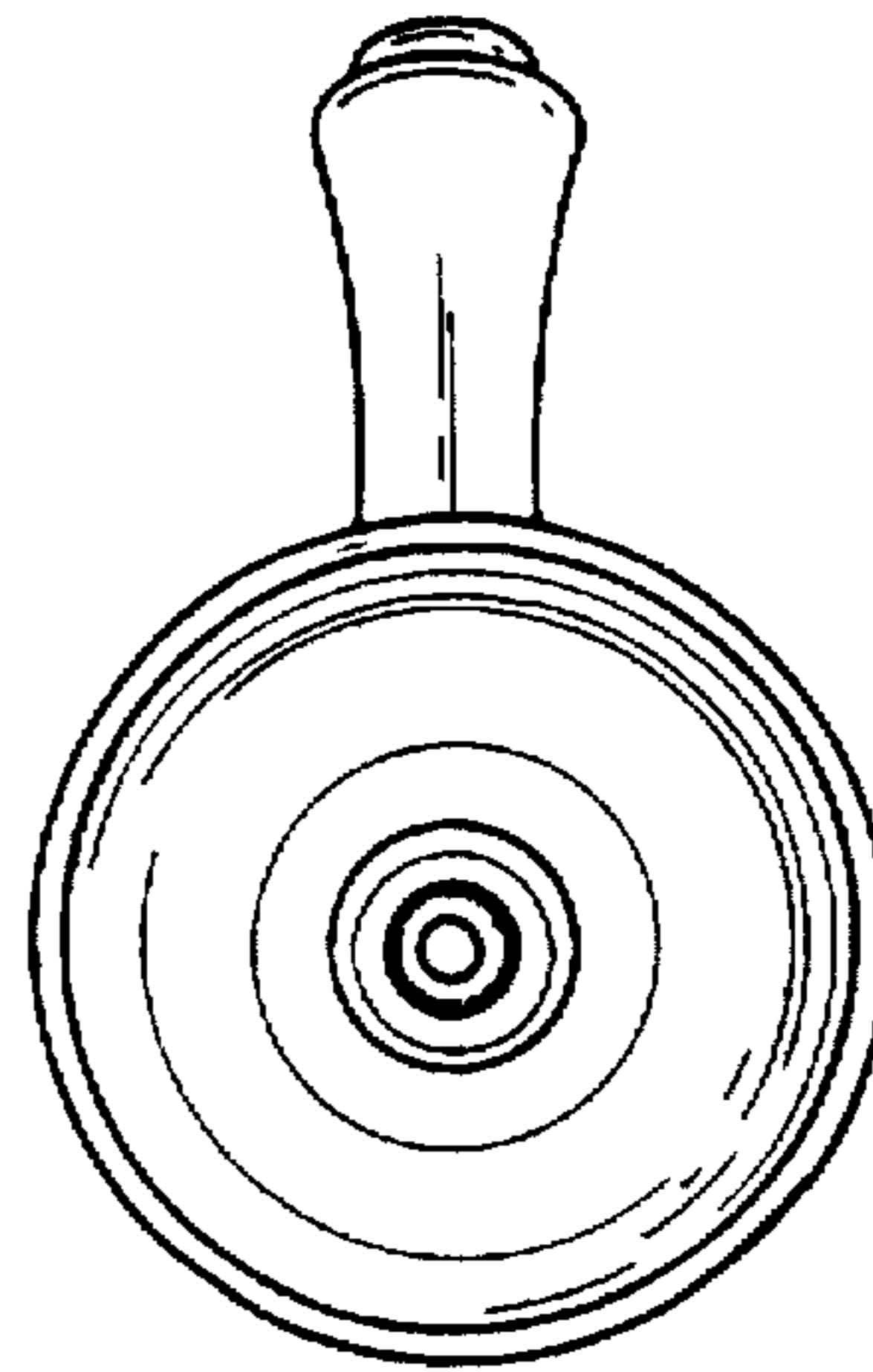


FIG. 6