



US00D391344S

**United States Patent** [19]  
**Valentin**

[11] **Patent Number: Des. 391,344**  
[45] **Date of Patent: \*\*Feb. 24, 1998**

[54] **SHOWER UNIT**

[75] **Inventor: Jean-Bernard Valentin, Bourseville, France**

[73] **Assignee: Valentin S.A., Bourseville, France**

[\*\*] **Term: 14 Years**

[21] **Appl. No.: 62,475**

[22] **Filed: Nov. 15, 1996**

[51] **LOC (6) Cl. .... 23-02**

[52] **U.S. Cl. .... D23/304**

[58] **Field of Search .... D23/283, 354;  
D6/525, 574; 4/580, 584, 596, 612, DIG. 9;  
264/46.4; 604/150**

[56] **References Cited**

**U.S. PATENT DOCUMENTS**

D. 309,225	7/1990	Scarbo	.....	D6/525
D. 368,128	3/1996	McCartny	.....	D23/213
D. 373,497	9/1996	Gilmore	.....	D6/525
4,043,337	8/1977	Baughner	.....	604/150
4,541,131	9/1985	Sussman	.....	4/596

*Primary Examiner*—Louis S. Zarfes  
*Assistant Examiner*—Eric Watterson  
*Attorney, Agent, or Firm*—Young & Thompson


[57] **CLAIM**

The ornamental design for a shower unit, as shown and described.

**DESCRIPTION**

FIG. 1 is a front and side perspective view of a shower unit showing my new design;  
FIG. 2 is a front perspective view thereof;  
FIG. 3 is a side perspective view thereof from the left of FIG. 2;  
FIG. 4 is a side perspective view thereof from the right of FIG. 2;  
FIG. 5 is a rear perspective view thereof;  
FIG. 6 is a top perspective view thereof;  
FIG. 7 is a bottom perspective view thereof with the hand held shower removed; and,  
FIG. 8 is a rear and side perspective view thereof.  
The shower hose in FIGS. 1-5 and 8 is not shown completely to indicate indeterminate length.

**1 Claim, 4 Drawing Sheets**






FIG. 1




FIG. 2




FIG. 3




FIG. 4




FIG. 5




FIG. 8




FIG. 6




FIG. 7