



US00D391341S

United States Patent [19]
Sutherland

[11] **Patent Number: Des. 391,341**
[45] **Date of Patent: **Feb. 24, 1998**

[54] **SHOWER COLUMN**
[75] **Inventor: Graham John Sutherland, Cheshire, United Kingdom**

D. 284,688 7/1986 Baus D23/223
D. 375,787 11/1996 Bonnell et al. D23/213
5,073,996 12/1991 Schenle 4/605
5,329,650 7/1994 Zaccai et al. 4/596

[73] **Assignee: Daryl Industries Limited, United Kingdom**

Primary Examiner—Alan P. Douglas
Assistant Examiner—Robin V. Taylor
Attorney, Agent, or Firm—Zarley, McKee, Thomte, Voorhees & Sease

[**] **Term: 14 Years**

[21] **Appl. No.: 64,978**

[57] **CLAIM**

[22] **Filed: Jan. 16, 1997**

The ornamental design for a shower column, as shown and described.

[30] **Foreign Application Priority Data**

DESCRIPTION

Jul. 16, 1996 [GB] United Kingdom 2057699

[51] **LOC (6) Cl. 23-01**

[52] **U.S. Cl. D23/228; D23/304**

[58] **Field of Search D23/213, 223-230, D23/283, 304; 4/596, 597, 570, 600, 605; 239/459, 460, 394**

FIG. 1 is a perspective view from the front right side of a shower column, showing my new design;

FIG. 2 is a perspective view from the front left side of a shower column, showing my new design;

FIG. 3 is a rear elevational view;

FIG. 4 is a top plan view; and,

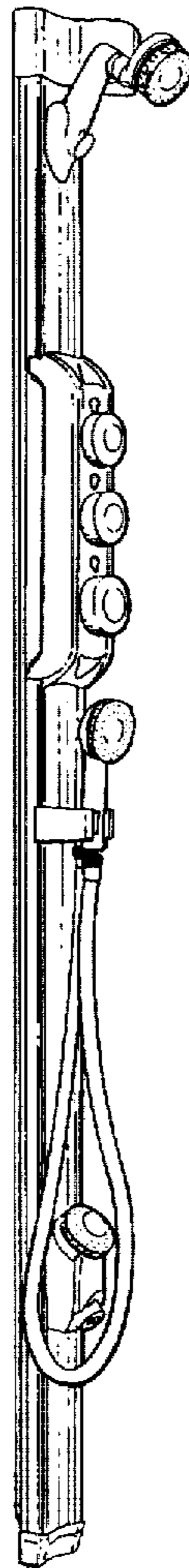
FIG. 5 is a bottom plan view thereof.

[56] **References Cited**

U.S. PATENT DOCUMENTS

D. 217,548 5/1970 Niemann D23/228

1 Claim, 3 Drawing Sheets



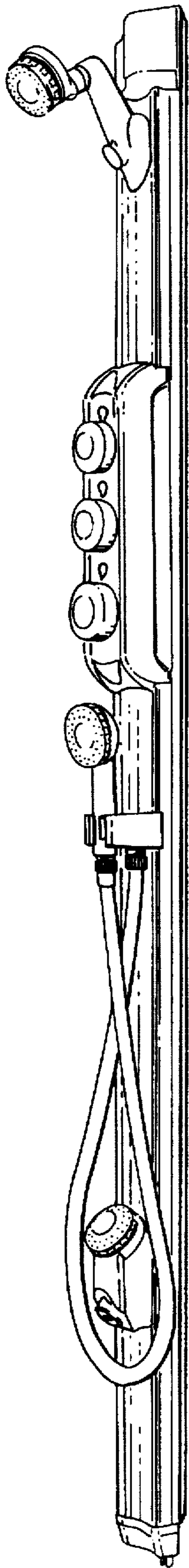


FIG. 1

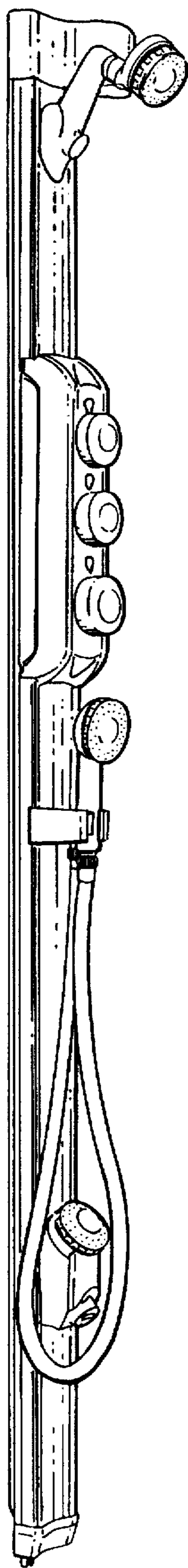


FIG. 2




FIG. 3

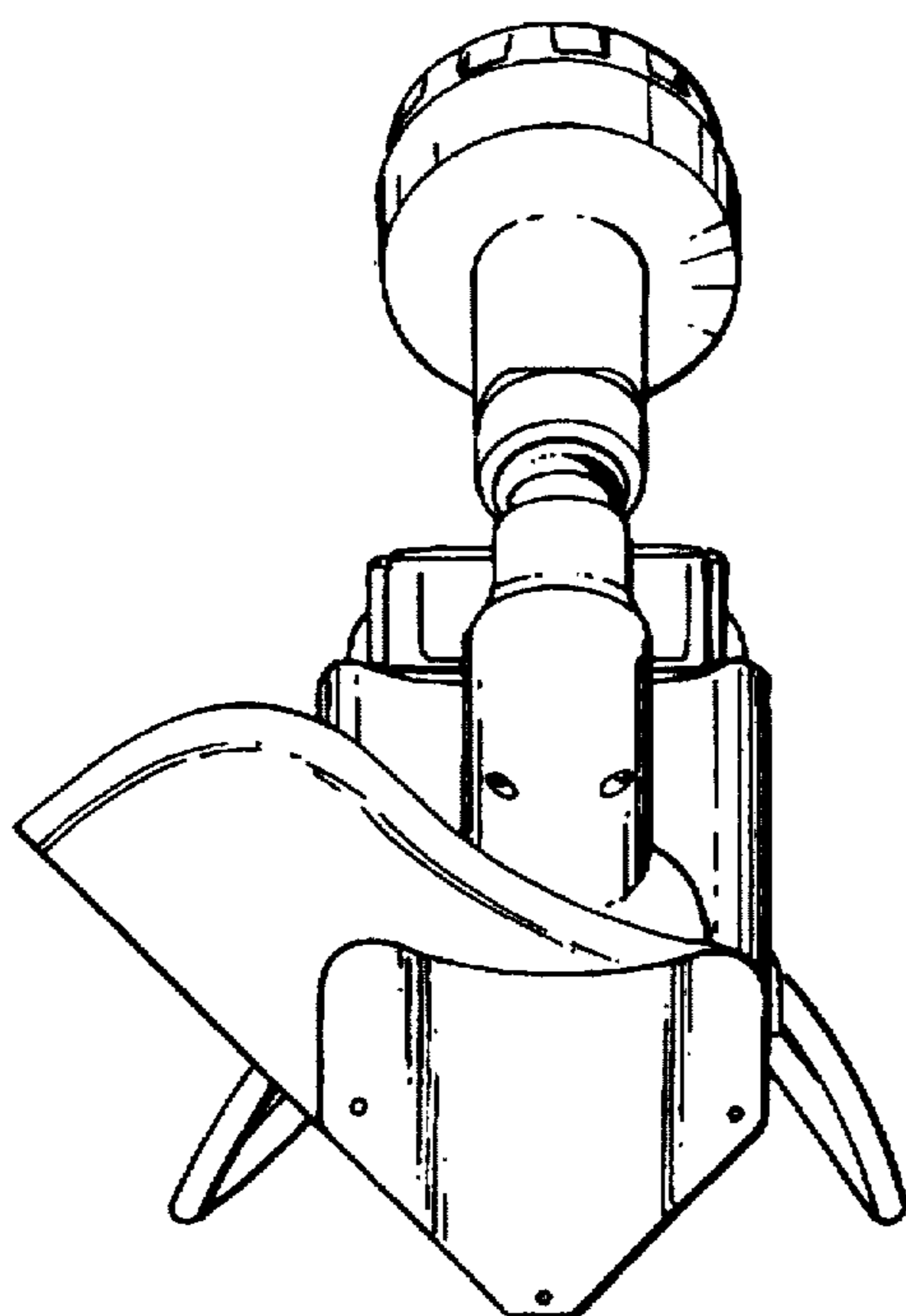


FIG. 4

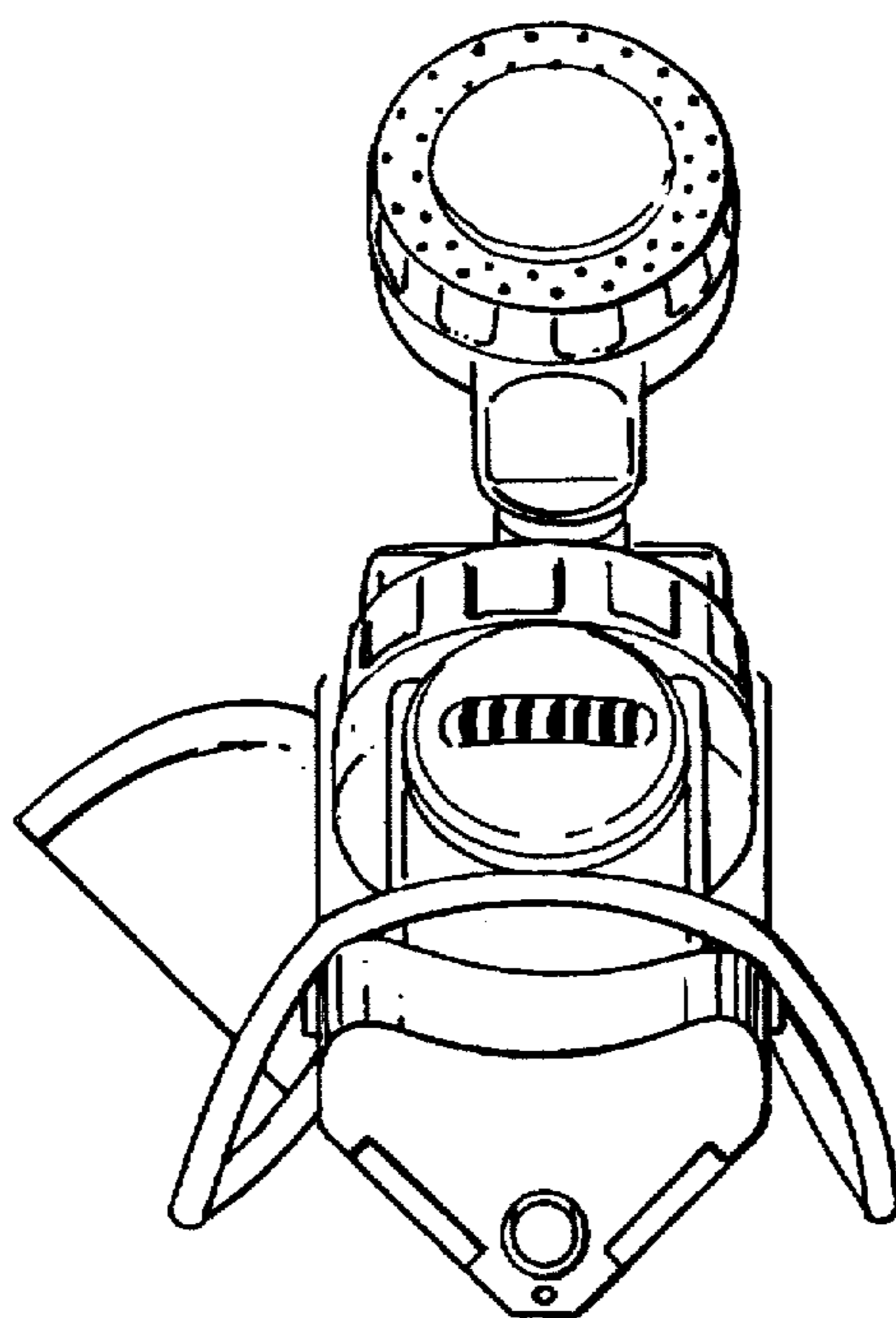


FIG. 5