



US00D391325S

United States Patent [19]
Golz

[11] **Patent Number: Des. 391,325**
[45] **Date of Patent: **Feb. 24, 1998**

[54] **SECTIONED POOL CUE**
[76] **Inventor: Galen H. Golz, 4773 Manitou Rd.,
Tonka Bay, Minn. 55331**
[**] **Term: 14 Years**
[21] **Appl. No.: 67,650**
[22] **Filed: Mar. 4, 1997**
[51] **LOC (6) Cl. 21-02**
[52] **U.S. Cl. D21/210**
[58] **Field of Search D21/210; 273/129;
473/44-49, 51**

1,523,651 1/1925 Krstich 473/49
1,543,811 6/1925 Wright 473/49
1,560,456 11/1925 Wolpert 473/44
1,565,612 12/1925 Ajello 473/49
1,605,240 11/1926 Johnson 473/49
2,212,780 8/1940 Koch 473/49
5,290,030 3/1994 Medbury 473/47
5,628,691 5/1997 Shaner 473/48

Primary Examiner—Raphael Barkai
Assistant Examiner—Mitchell I. Siegel
Attorney, Agent, or Firm—Westman, Champlin & Kelly,
P.A.

[57] **CLAIM**

The ornamental design for a sectioned pool cue, as shown and described.

[56] **References Cited**

U.S. PATENT DOCUMENTS

D. 22,972 12/1893 Rieper D21/210
D. 22,973 12/1893 Rieper D21/210
D. 22,974 12/1893 Rieper D21/210
D. 22,975 12/1893 Rieper D21/210
D. 24,795 10/1895 Van doran D21/210
D. 52,945 2/1919 Carlson et al. D21/210
D. 226,205 1/1973 Carreiro D21/210
D. 226,207 1/1973 Carreiro D21/210
1,340,395 5/1920 Leger 473/49
1,450,605 4/1923 Nemecek 473/49

DESCRIPTION

FIG. 1 is a side elevational view of a sectioned pool cue, embodying my new design, all other side being identical; FIG. 2 is a left end elevational view thereof; FIG. 3 is a right end elevational view thereof; and, FIG. 4 is an enlarged fragmented side elevational view of the tip portion of the sectioned pool cue for clarity of illustration.

1 Claim, 1 Drawing Sheet

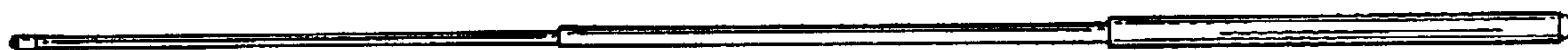




Fig. 1

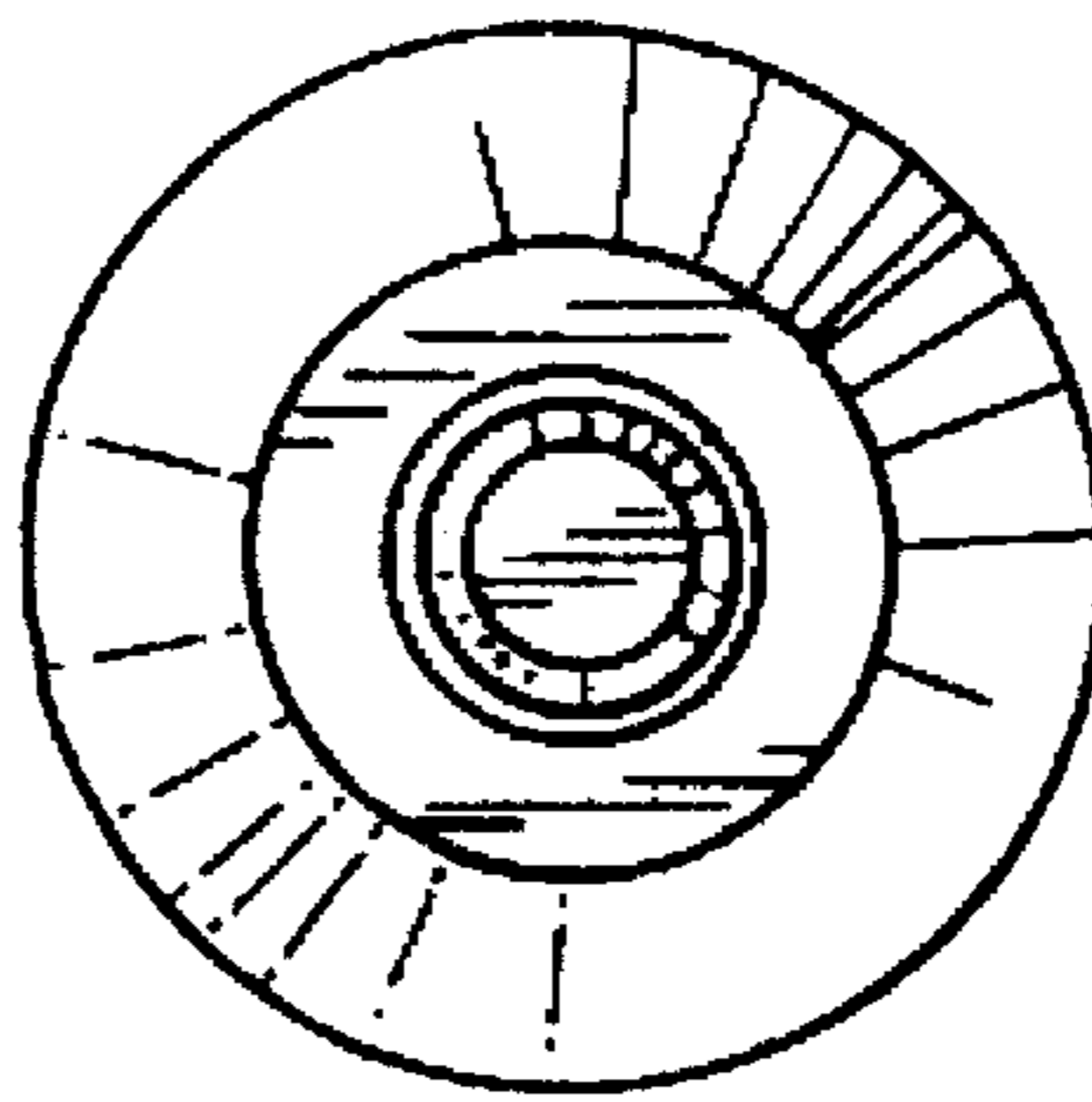


Fig. 2




Fig. 3

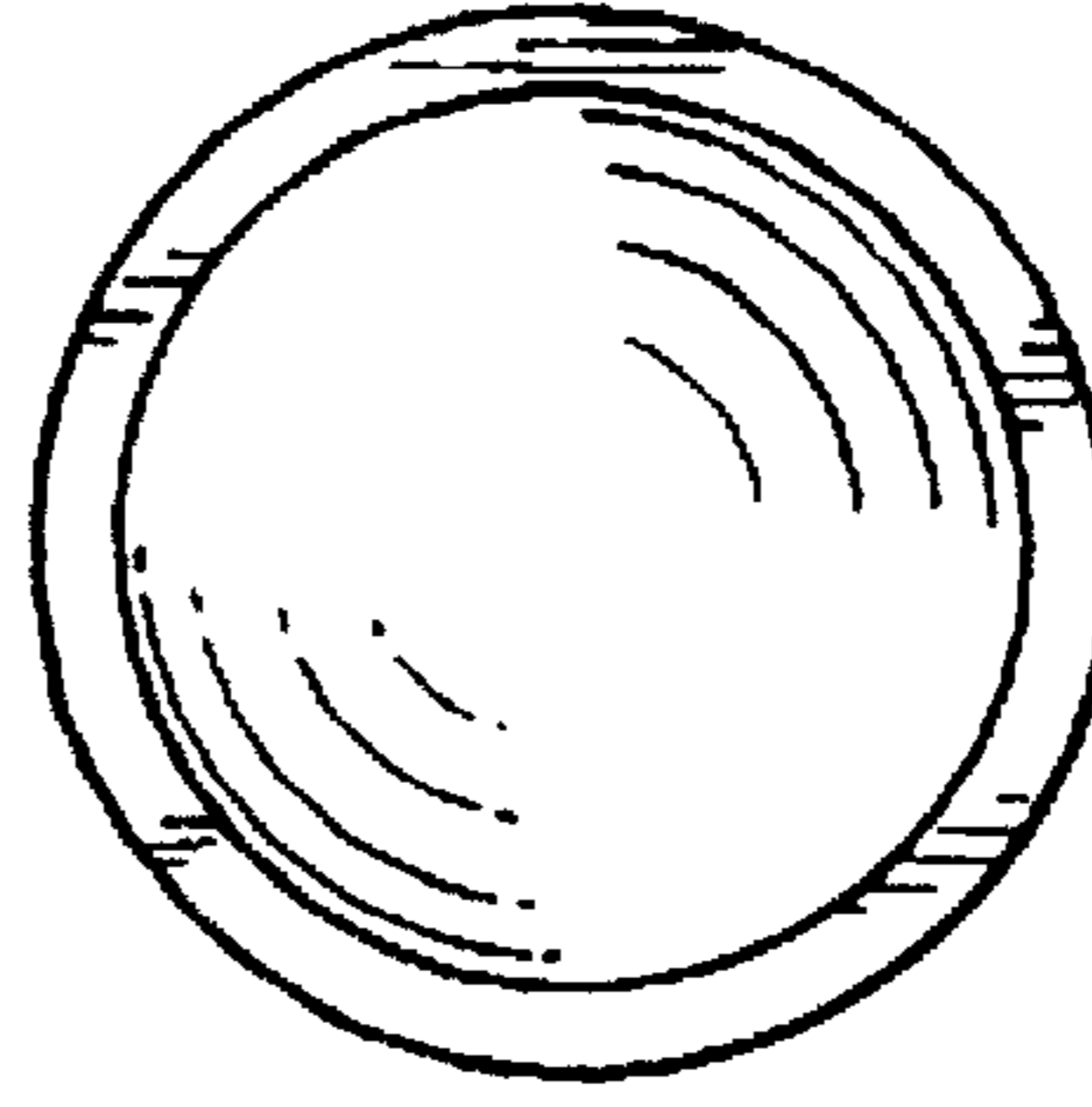


Fig. 4