



US00D391322S

# United States Patent [19]

Conley et al.

[11] Patent Number: **Des. 391,322**

[45] Date of Patent: **\*\*Feb. 24, 1998**

[54] FOOTBALL DOLL

[76] Inventors: **Paul G. Conley**, 3059 St. Daphne, St. Charles, Mo. 63301; **Doug C. Conger**, 8830 Litzsinger Rd., St. Louis, Mo. 63144

[\*\*] Term: **14 Years**

[21] Appl. No.: **58,554**

[22] Filed: **Aug. 19, 1996**

[51] LOC (6) Cl. .... **21-01**

[52] U.S. Cl. .... **D21/155; D21/166; D21/171**

[58] Field of Search ..... **D21/155, 166, D21/171; 446/369, 370, 268; D11/160**

[56] **References Cited**

**U.S. PATENT DOCUMENTS**

D. 51,490	11/1917	Allison	.....	D21/166 X
D. 62,294	5/1923	Townsend	.....	D21/155
D. 117,668	11/1939	Huestis	.....	D21/171
D. 167,217	7/1952	Mathews	.....	D21/155

D. 187,703	4/1960	Kimberly	.....	D21/155
D. 325,759	4/1992	Hoglund	.....	D21/155
D. 330,396	10/1992	Barnes	.....	D21/149
D. 335,906	5/1993	Hellerman	.....	D21/205
D. 349,531	8/1994	McGregor	.....	D21/155
3,012,367	12/1961	Neumann	.....	D21/166 X

*Primary Examiner*—Lucy Lieberman  
*Attorney, Agent, or Firm*—Senniger, Powers, Leavitt & Roedel

[57] **CLAIM**

The ornamental design for a football doll, as shown and described.

**DESCRIPTION**

FIG. 1 is a front elevational view of a football doll showing our new design;  
FIG. 2 is a rear elevational view of FIG.1;  
FIG. 3 is a right side elevational view of FIG. 1;  
FIG. 4 is a left side elevational view of FIG. 1;  
FIG. 5 is a top plan view of FIG. 1; and,  
FIG. 6 is a bottom plan view of FIG. 1.

**1 Claim, 6 Drawing Sheets**




FIG. 1




FIG. 2

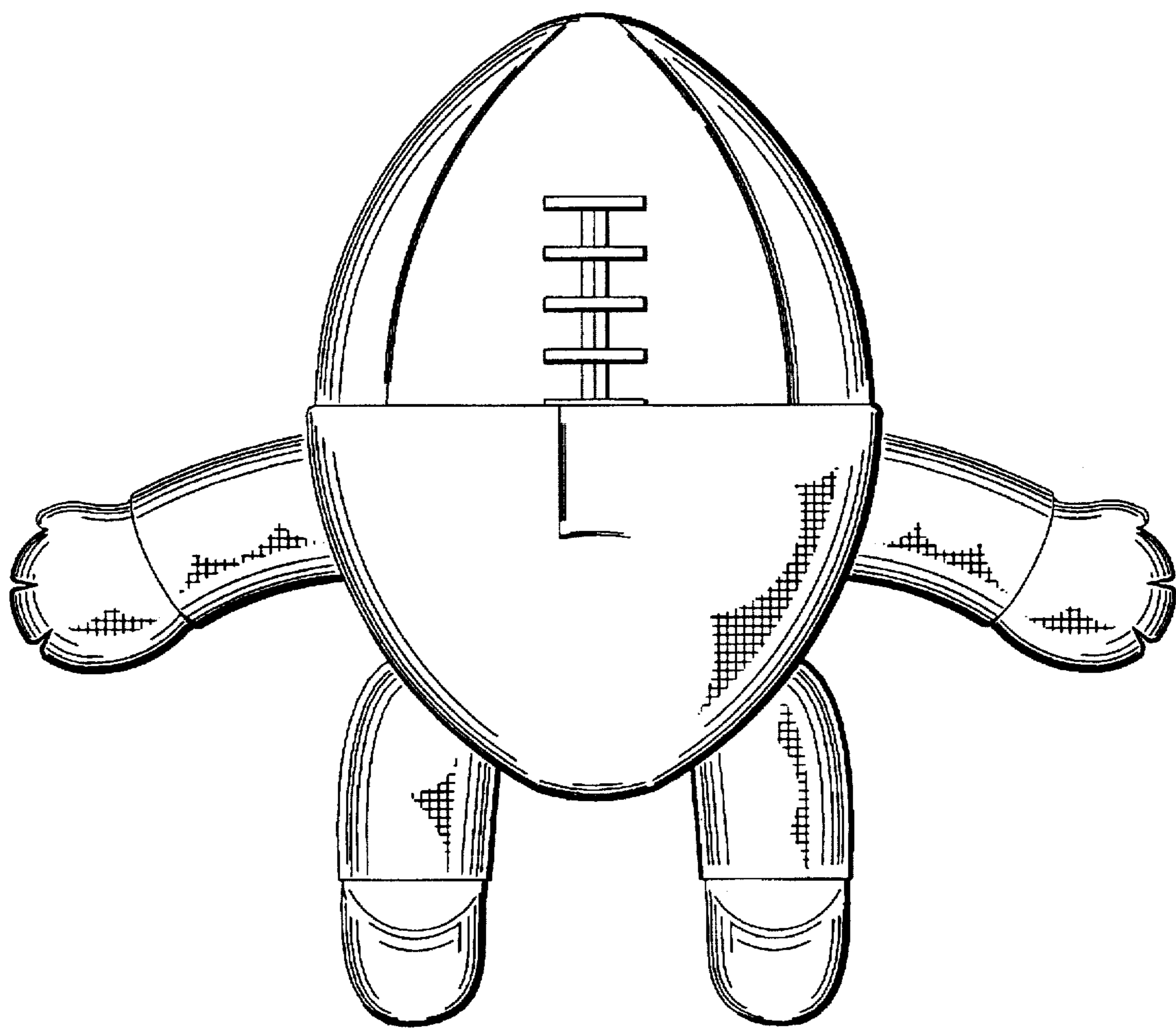


FIG. 3

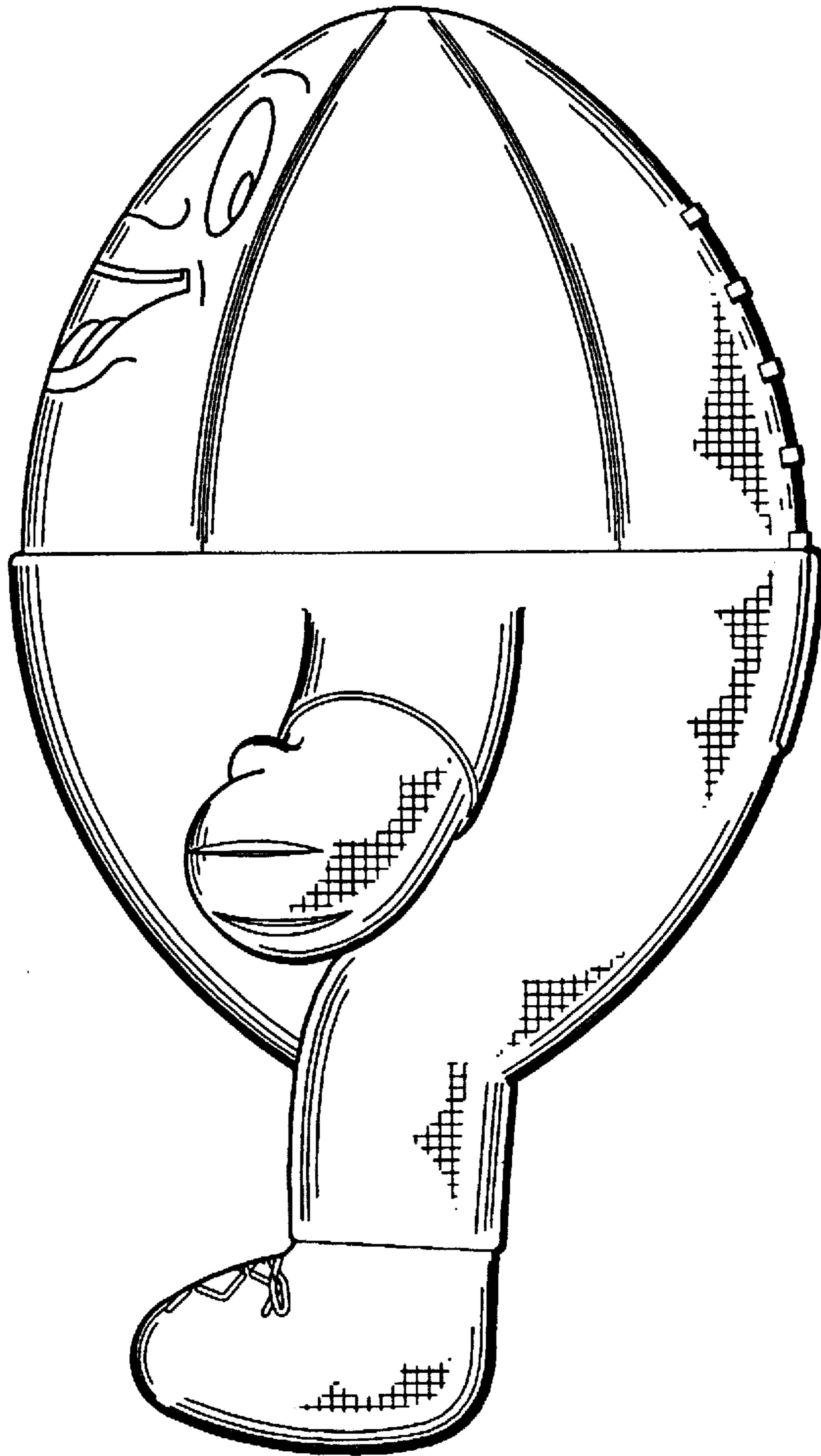




FIG. 4

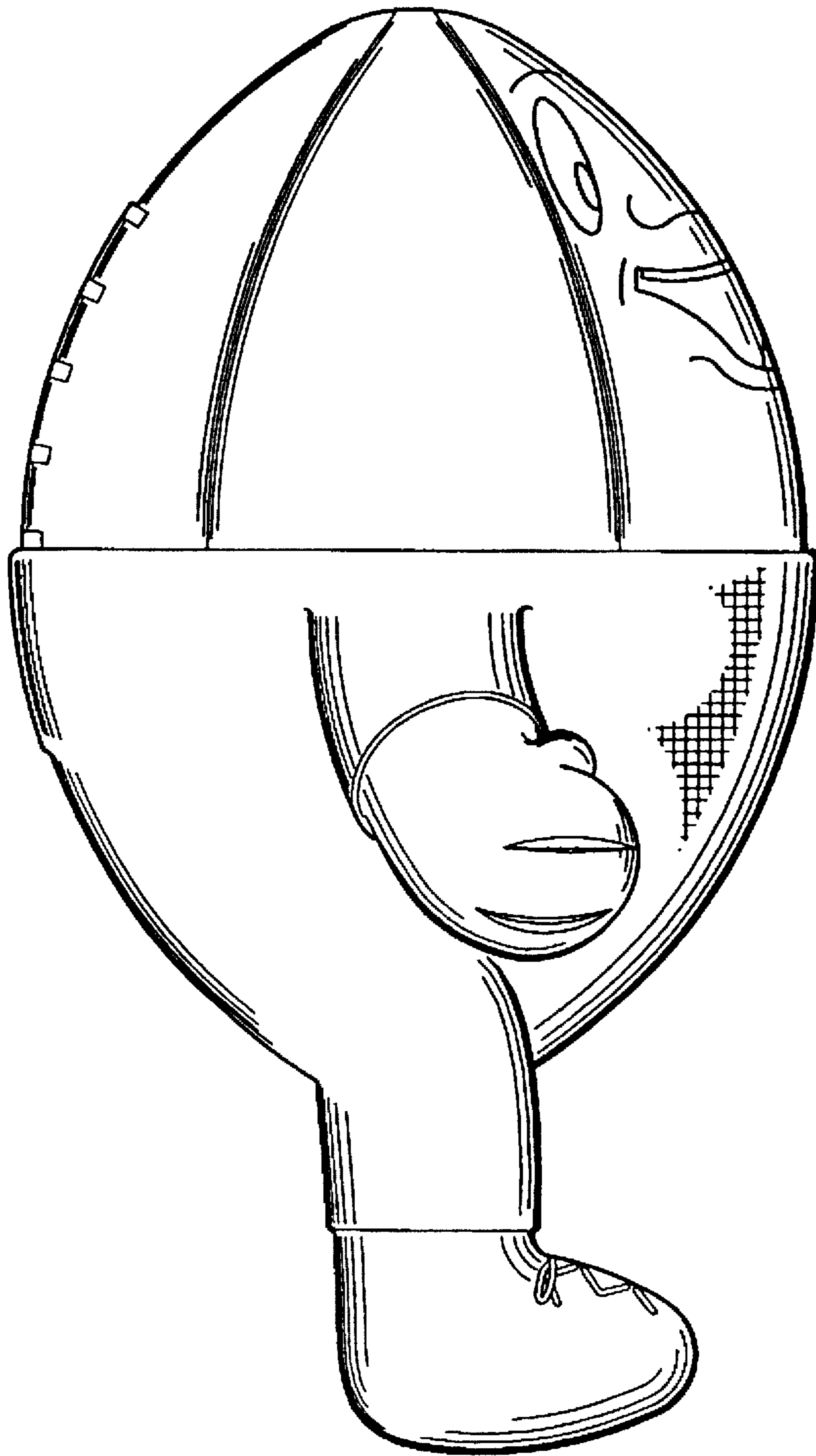


FIG. 5




FIG. 6

