



US00D391320S

**United States Patent** [19]  
**Daigle**

[11] **Patent Number:** **Des. 391,320**  
[45] **Date of Patent:** **\*\*Feb. 24, 1998**

[54] **PLAYING CARD**

[76] **Inventor:** **Michael John Daigle**, 11720 SW.  
Hazelwood Loop, Tigard, Oreg.  
97223-3311

[\*\*] **Term:** **14 Years**

[21] **Appl. No.:** **69,925**

[22] **Filed:** **Apr. 25, 1997**

[51] **LOC (6) Cl.** ..... **21-01**

[52] **U.S. Cl.** ..... **D21/42**

[58] **Field of Search** ..... D21/14-36, 51,  
D21/54-57; 273/236-307; D19/10; D20/22,  
26, 27

[56] **References Cited**

**U.S. PATENT DOCUMENTS**

D. 57,896 5/1921 Frederick ..... D21/42  
D. 309,162 7/1990 Swalwell ..... D21/37

**OTHER PUBLICATIONS**

Parker Brothers Toy Fair 1995 Catalog, p. 26, Rook card,  
top.

*Primary Examiner*—Sandra L. Morris

[57] **CLAIM**

The ornamental design for a playing card, as shown and described.

**DESCRIPTION**

FIG. 1 is a front elevational view of the playing card showing my new design;

FIG. 2 is a rear elevational view thereof, the dotted line showing of indicia being for illustrative purposes only and forming no part of the claimed design;

FIG. 3 is a right side view thereof;

FIG. 4 is a left side view thereof;

FIG. 5 is a top plan view thereof illustrating a deck of multiple playing cards;

FIG. 6 is a bottom side view thereof; and,

FIG. 7 is an isometric view thereof.

The broken line showing of the deck of cards in FIG. 5 is for illustrative purposes only, and forms no part of the claimed design.

**1 Claim, 3 Drawing Sheets**




FIG. 1


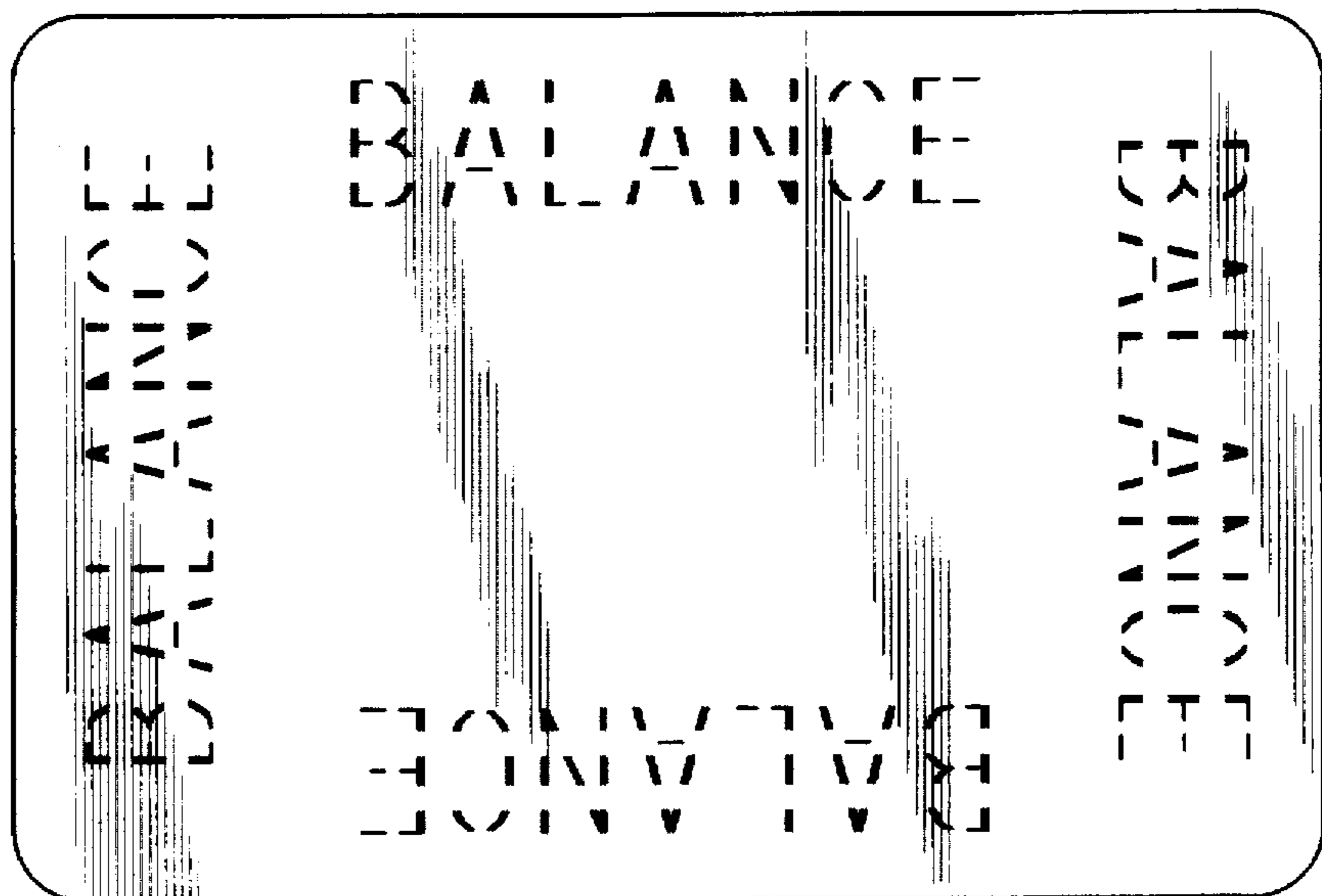


FIG. 2




*FIG. 3*



*FIG. 4*



*FIG. 5*



*FIG. 6*



FIG. 7

