



US00D391311S

United States Patent [19]

[11] Patent Number: **Des. 391,311**

Allen et al.

[45] Date of Patent: ****Feb. 24, 1998**

[54] ALIEN FIGURE

[76] Inventors: **Tracey J. Allen**, 10784 Moore St.;
Jacque L. Dulco, 10668 Kipling Way,
both of Westminister, Colo. 80021

[**] Term: **14 Years**

[21] Appl. No.: **53,437**

[22] Filed: **Apr. 22, 1996**

[51] LOC (6) Cl. **21-01**

[52] U.S. Cl. **D21/148; D21/166**

[58] Field of Search **D21/148-153,**
D21/166, 172, 174; 446/97, 226, 268, 269,
368, 369

[56] References Cited

U.S. PATENT DOCUMENTS

D. 184,674	3/1959	Freberg	D21/153
D. 266,175	9/1982	Zachar	D21/166
D. 277,217	1/1985	Ogawa	D21/174
D. 298,960	12/1988	Vela	D21/166
D. 340,959	11/1993	Warble	D21/166

Primary Examiner—Sandra L. Morris


[57] CLAIM

The ornamental design for an alien figure, as shown and described.

DESCRIPTION

FIG. 1 is a front elevational view of an alien figure, showing our new design;
 FIG. 2 is a front elevational view of a second embodiment of the design;
 FIG. 3 is a front elevational view of a third embodiment of the design;
 FIG. 4 is a front elevational view of a fourth embodiment of the design;
 FIG. 5 is a front elevational view of a fifth embodiment of the design;
 FIG. 6 is a front elevational view of a sixth embodiment of the design;
 FIG. 7 is a front elevational view of a seventh embodiment of the design;
 FIG. 8 is a front elevational view of an eighth embodiment of the design; and,
 FIG. 9 is a rear elevational view of FIGS. 1-3 and 7.

1 Claim, 9 Drawing Sheets






Fig. 1




Fig. 2




Fig. 3




Fig. 4




Fig. 5




Fig. 6




Fig. 7




Fig. 8




Fig. 9