



US00D391291S

United States Patent [19]
Chang

[11] **Patent Number: Des. 391,291**
[45] **Date of Patent: **Feb. 24, 1998**

[54] **ORNAMENTAL PEN**

[76] **Inventor: Ben Chang, 818 LaBellorita, S.
Pasadena, Calif. 91030**

[**] **Term: 14 Years**

[21] **Appl. No.: 70,615**

[22] **Filed: May 12, 1997**

[51] **LOC (6) Cl. 19-06**

[52] **U.S. Cl. D19/42; D19/46; D19/51;
D19/56; D19/57; D2/865**

[58] **Field of Search D19/35, 36, 41-51,
D19/53-58, 81-85, 97; D2/865; 401/52,
195, 88, 6, 92, 93, 94**

[56] **References Cited**

U.S. PATENT DOCUMENTS

D. 32,729	5/1900	Pinnell	D19/42
D. 140,026	1/1945	Schladermundt et al.	D19/51
D. 151,989	12/1948	Hirsch	D19/51
D. 172,025	4/1954	Hopstein	D19/42 X
D. 177,223	3/1956	Evans	D19/97
D. 182,311	3/1958	Steinberg	D19/51
D. 222,597	11/1971	Feuer	D19/42
D. 276,537	11/1984	Tabachnik	D19/82
D. 277,331	1/1985	Clement	D29/15
D. 279,114	6/1985	Adell	D19/42

D. 329,661	9/1992	Kimura	D19/51 X
D. 352,736	11/1994	Covington et al.	D19/42
D. 365,364	12/1995	Tseng	D19/50
D. 376,619	12/1996	Chang	D19/42
2,289,370	7/1942	Krag	D2/865 X
4,468,146	8/1984	Tabachink	401/88

Primary Examiner—Martie Thompson
Attorney, Agent, or Firm—Hovey, Williams, Timmons & Collins

[57] **CLAIM**

The ornamental design for an ornamental pen, as shown and described.

DESCRIPTION

FIG. 1 is a front perspective view of an ornamental pen; FIG. 2 is a front elevational view of the ornamental pen of FIG. 1; FIG. 3 is a rear elevational view of the ornamental pen FIG. 1; FIG. 4 is a side elevational view of the ornamental pen of FIG. 1; FIG. 5 is a side elevational view of the ornamental pen of FIG. 1, showing the side opposite that depicted in FIG. 4; FIG. 6 is a bottom view of the ornamental pen of FIG. 1; and, FIG. 7 is a plan view of the ornamental pen of FIG. 1.

1 Claim, 2 Drawing Sheets

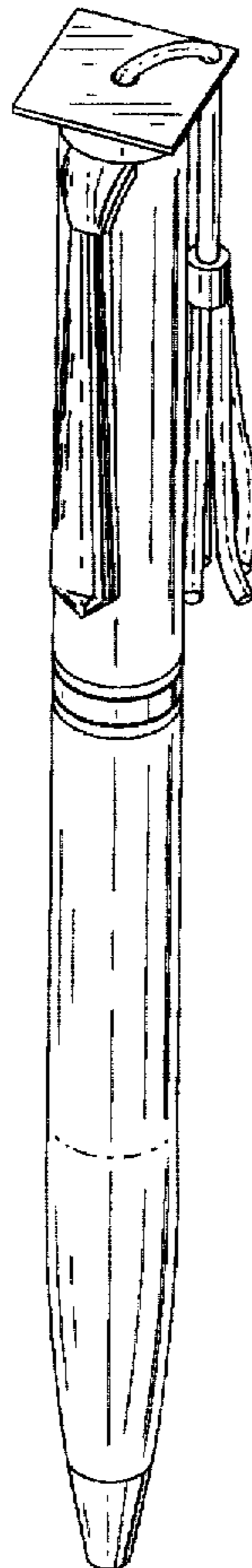


Fig. 1.

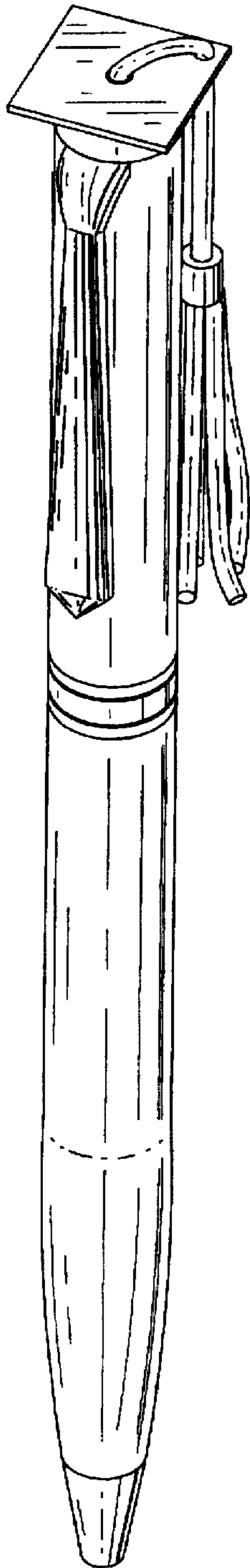


Fig. 2.

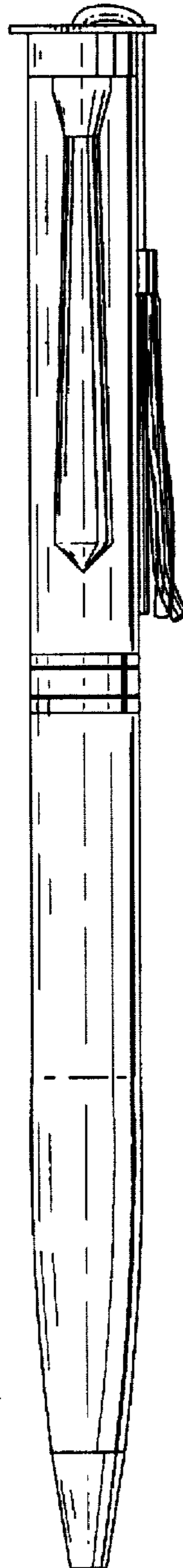
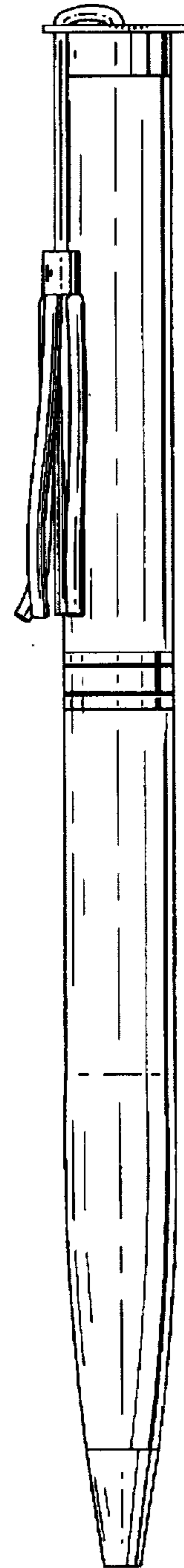


Fig. 3.



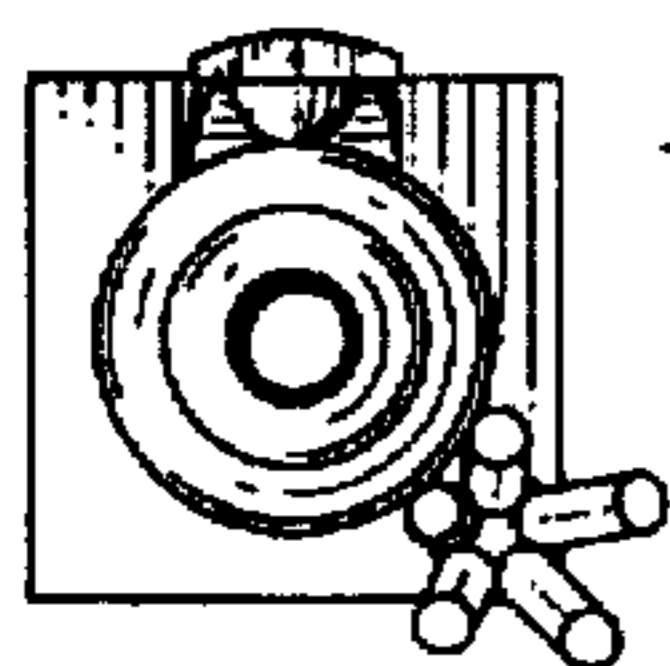


Fig. 6.

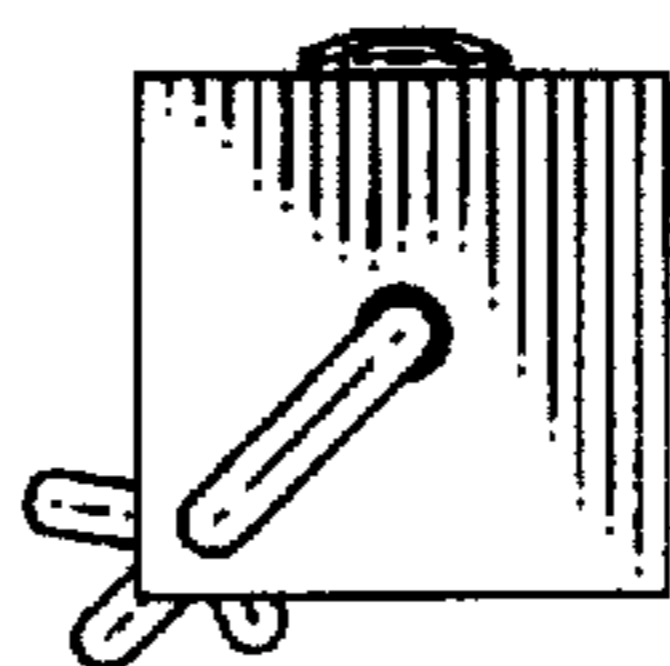


Fig. 7.

Fig. 4.

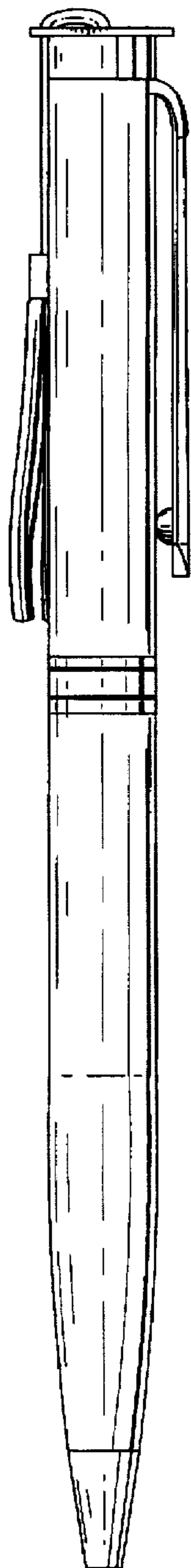


Fig. 5.

