



US00D391252S

United States Patent [19]
Lepack

[11] **Patent Number: Des. 391,252**
[45] **Date of Patent: **Feb. 24, 1998**

[54] **TELEPHONE HANDSET**
[75] **Inventor: Robert Lepack, Calgary, Canada**
[73] **Assignee: Northern Telecom Limited, Montreal, Canada**
[**] **Term: 14 Years**
[21] **Appl. No.: 65,182**
[22] **Filed: Jan. 23, 1997**
[51] **LOC (6) Cl. 14-03**
[52] **U.S. Cl. D14/138; D14/248**
[58] **Field of Search D14/137, 138, D14/140, 142, 147, 148, 240, 248; 379/58-61, 419, 420, 428, 440, 433, 454, 455; 455/89, 90**

D. 370,222 5/1996 Kajita et al. D14/138 X
D. 371,360 7/1996 Mahan et al. D14/138 X
D. 375,739 11/1996 Boykiw D14/147

Primary Examiner—Jeffrey Asch
Attorney, Agent, or Firm—R. J. Austin

[57] **CLAIM**

The ornamental design for a telephone handset, as shown and described.

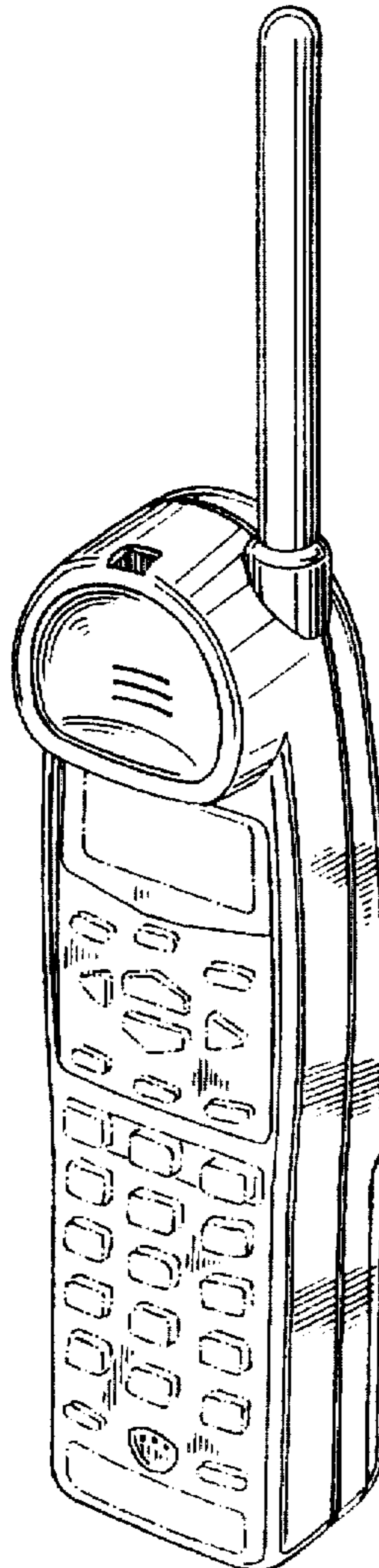
DESCRIPTION

FIG. 1 is a front isometric view of the telephone handset showing my new design;
FIG. 2 is a front elevational view thereof;
FIG. 3 is a rear elevational view thereof;
FIG. 4 is a left-hand side view thereof;
FIG. 5 is a right-hand side view thereof;
FIG. 6 is a top plan view thereof; and,
FIG. 7 is a bottom plan view thereof.
The broken line showings in FIGS. 1, 2, 3, 4 and 6 are for illustrative purposes only and form no part of the claimed design.

[56] **References Cited**
U.S. PATENT DOCUMENTS

D. 352,029 11/1994 Cowan D14/148 X
D. 353,373 12/1994 Delhaas D14/148 X
D. 355,912 2/1995 Wicks et al. D14/148

1 Claim, 3 Drawing Sheets



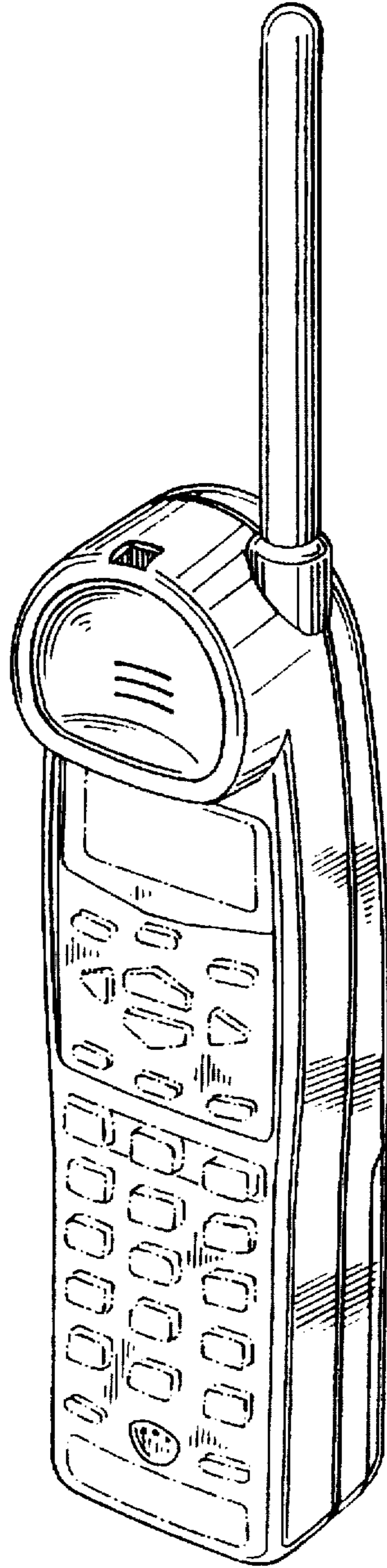


FIG. 1

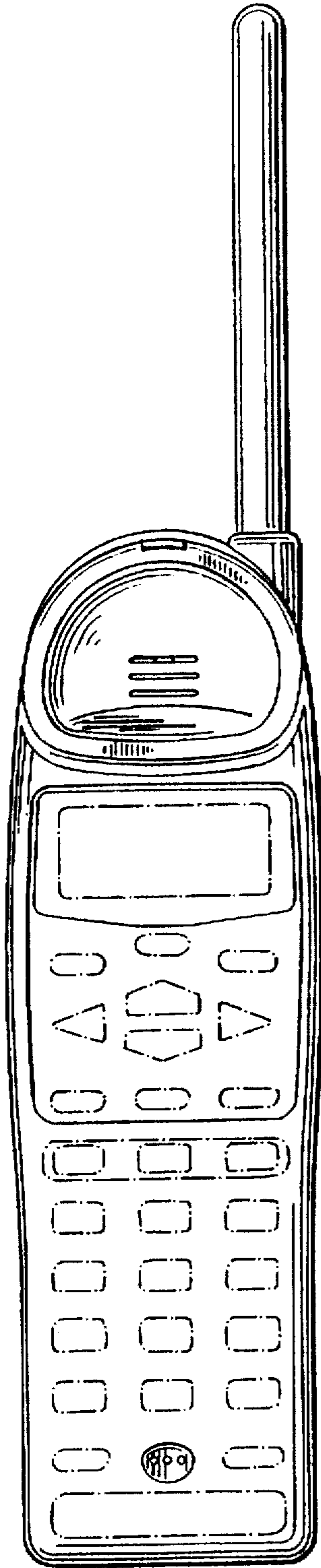


FIG. 2

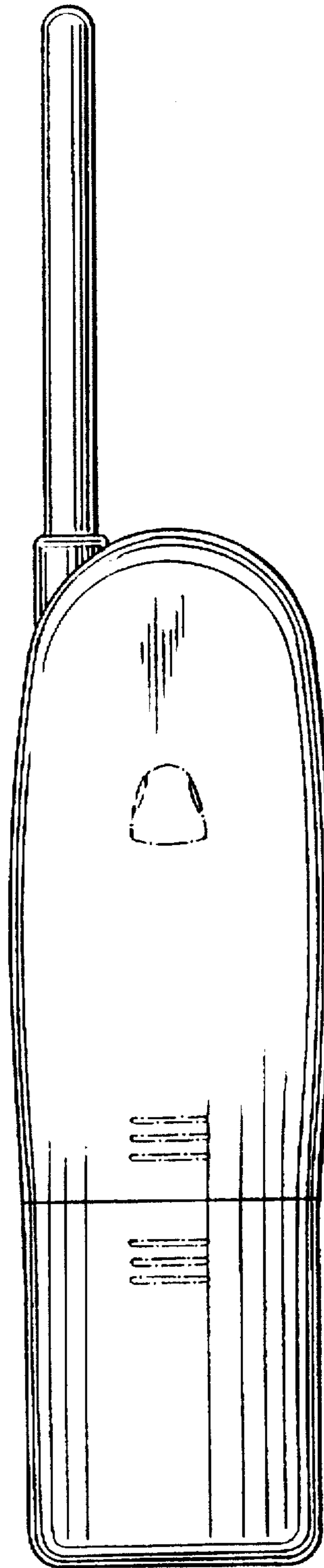


FIG. 3

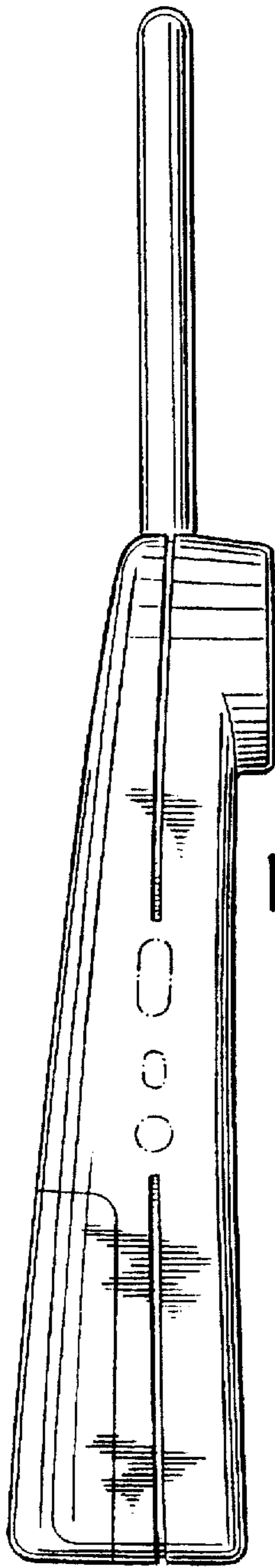


FIG. 4

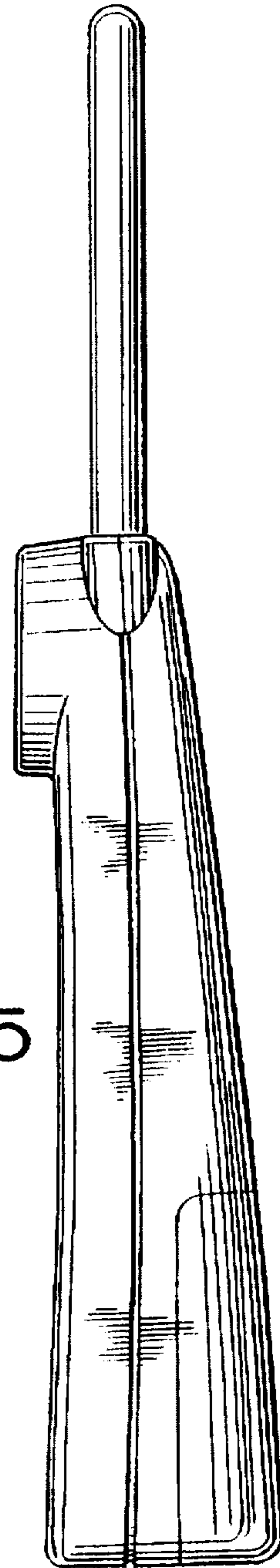


FIG. 5




FIG. 6

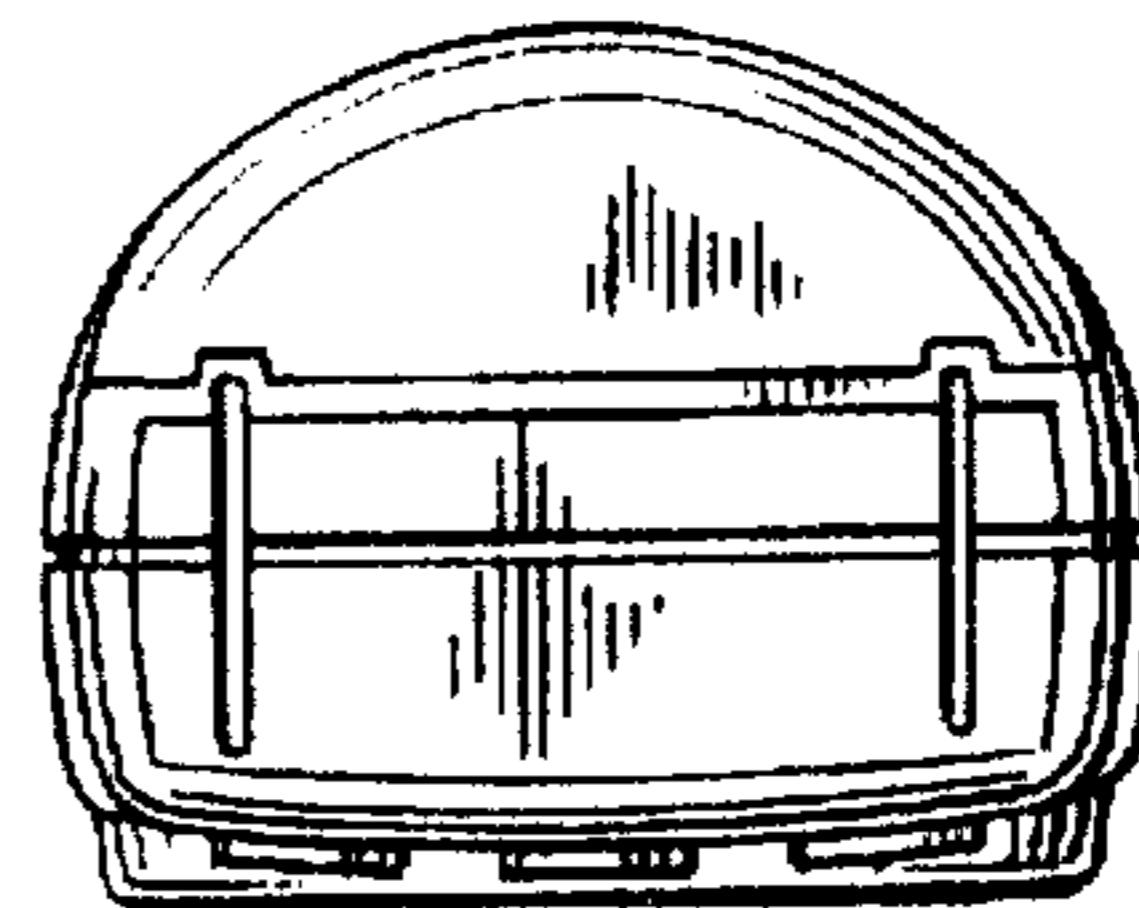


FIG. 7