



US00D391231S

**United States Patent** [19]  
**Cervený**

[11] **Patent Number:** **Des. 391,231**  
[45] **Date of Patent:** **\*\*Feb. 24, 1998**

[54] **MAGNETIZED BINGO CHIP RETRIEVER**

D. 273,206 3/1984 Dahlar ..... D13/183  
1,521,173 12/1924 Catching ..... D13/183  
3,169,791 2/1965 Jwachtman ..... D13/183

[76] **Inventor:** **Robert C. Cervený**, P.O. Box 117, East Norwich, N.Y. 11732

*Primary Examiner*—Marcus A. Jackson

[\*\*] **Term:** **14 Years**

[57] **CLAIM**

[21] **Appl. No.:** **68,041**

The ornamental design for a magnetized bingo chip retriever, as shown and described.

[22] **Filed:** **Mar. 19, 1997**

**DESCRIPTION**

[51] **LOC (6) Cl.** ..... **13-99**

[52] **U.S. Cl.** ..... **D13/183; D10/114**

[58] **Field of Search** ..... **D10/104, 114;**  
**D8/388; 335/285, 288, 289, 291, 294, 295,**  
**293, 296, 209**

FIG. 1 is a front elevational view of the magnetized bingo chip retriever showing my new design; FIG. 2 is a rear elevational view thereof; FIG. 3 is a right side view thereof; FIG. 4 is a left side view thereof; FIG. 5 is a top plan view thereof; and, FIG. 6 is a bottom plan view thereof.

[56] **References Cited**

**U.S. PATENT DOCUMENTS**

D. 261,973 11/1981 Grover ..... D13/183

**1 Claim, 3 Drawing Sheets**




FIG. 1




FIG. 2

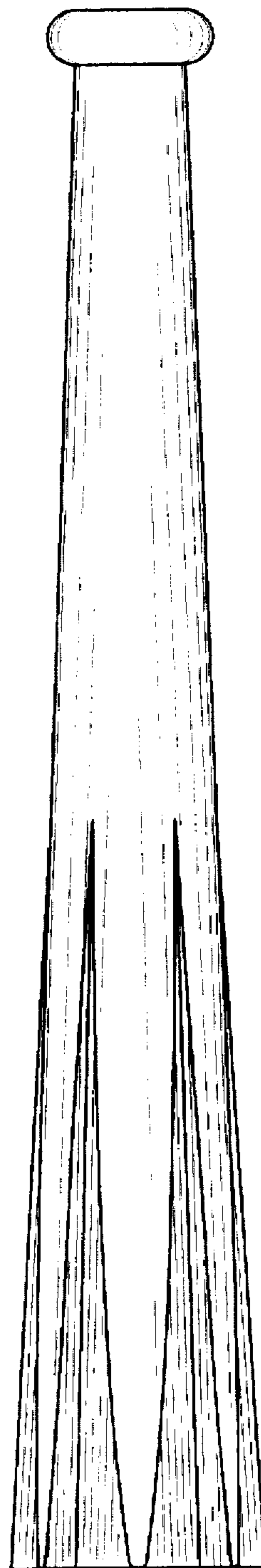


FIG. 3






FIG. 4



*FIG. 5*



*FIG. 6*

