



US00D391226S

United States Patent [19]

Coombs et al.

[11] Patent Number: **Des. 391,226**

[45] Date of Patent: ****Feb. 24, 1998**

[54] SPARK PLUG BOOT

[75] Inventors: **Allen K. Coombs**, Overland Park;
Michael Pearse, Lenexa, both of Kans.

[73] Assignee: **Standard Motor Products**,
Edwardsville, Kans.

[**] Term: **14 Years**

[21] Appl. No.: **66,379**

[22] Filed: **Feb. 7, 1997**

[51] LOC (6) Cl. **13-03**

[52] U.S. Cl. **D13/127**

[58] Field of Search **D13/127; 123/169 PA,**
123/633, 635; 174/355 M; 439/125-128

[56] References Cited

U.S. PATENT DOCUMENTS

D. 209,399	11/1967	Weiner	D13/127
D. 340,440	10/1993	Fuller et al.	D13/127
D. 349,683	8/1994	Arens	D13/127
4,713,015	12/1987	Takiguchi	439/125
4,884,977	12/1989	Sturdevan	439/125
5,599,195	2/1997	Mitani et al.	439/125

Primary Examiner—James Gandy

Assistant Examiner—Cathron B. Matta

Attorney, Agent, or Firm—Spencer Fane Britt & Browne
LLP

[57] CLAIM

The ornamental design for a spark plug boot, as shown and described.

DESCRIPTION

FIG. 1 is a top and front perspective view of a first embodiment of the spark plug boot showing our new design. the broken line showing a sealing cap is for illustrative purposes only and forms no part of the claimed design;

FIG. 2 is a front elevational view thereof;

FIG. 3 is a rear elevational view thereof;

FIG. 4 is a right side elevational view thereof, the left side elevational view being a mirror image thereof;

FIG. 5 is a top view thereof;

FIG. 6 is a bottom view thereof;

FIG. 7 is a top and front perspective view of a second embodiment of the spark plug boot showing our new design. the broken line showing a sealing cap is for illustrative purposes only and forms no part of the claimed design;

FIG. 8 is a front elevational view thereof;

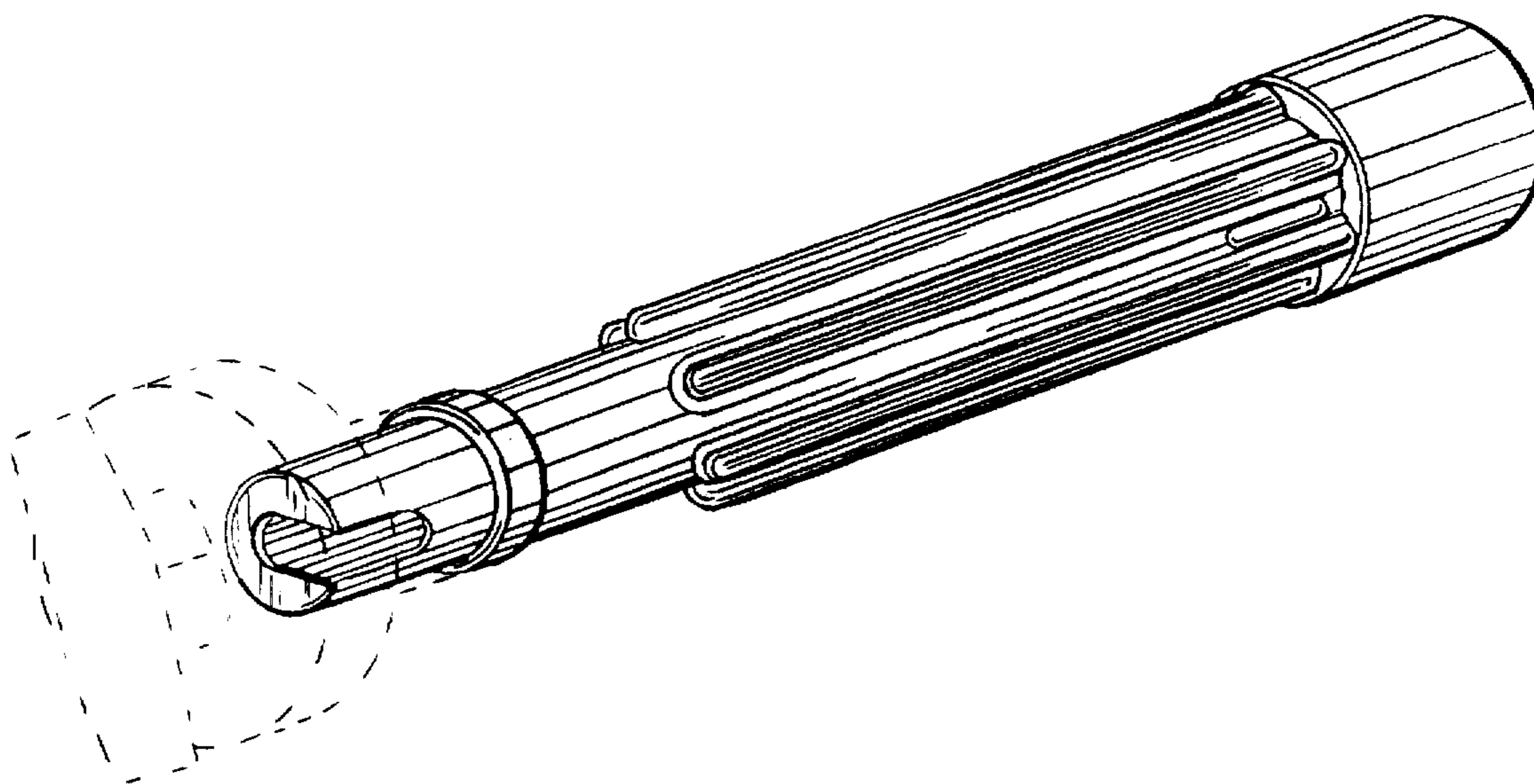
FIG. 9 is a rear elevational view thereof;

FIG. 10 is a right side elevational view thereof, the left side elevational view being a mirror image thereof;

FIG. 11 is top view thereof; and,

FIG. 12 is a bottom view thereof.

1 Claim, 4 Drawing Sheets



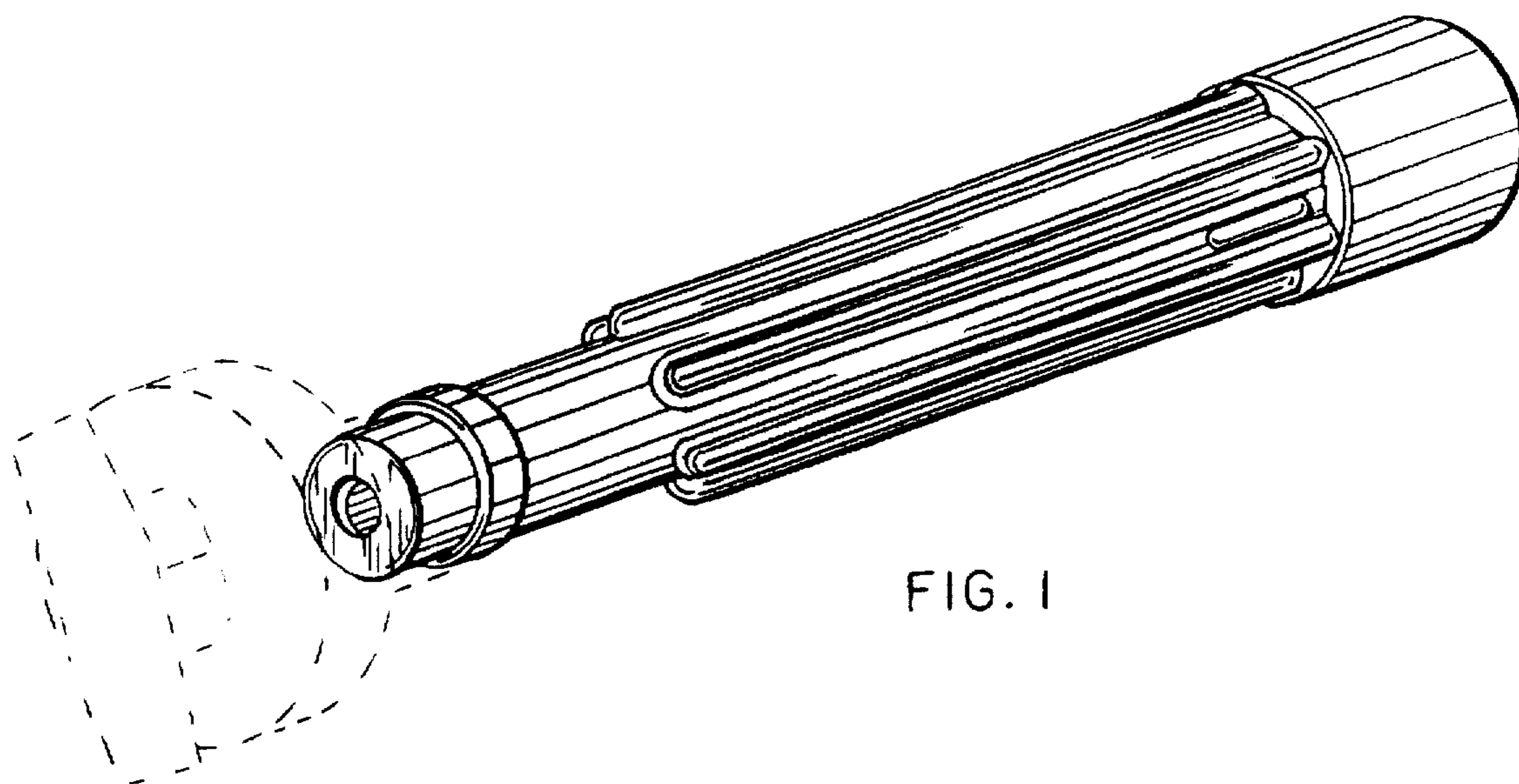


FIG. 1




FIG. 2




FIG. 3




FIG. 4

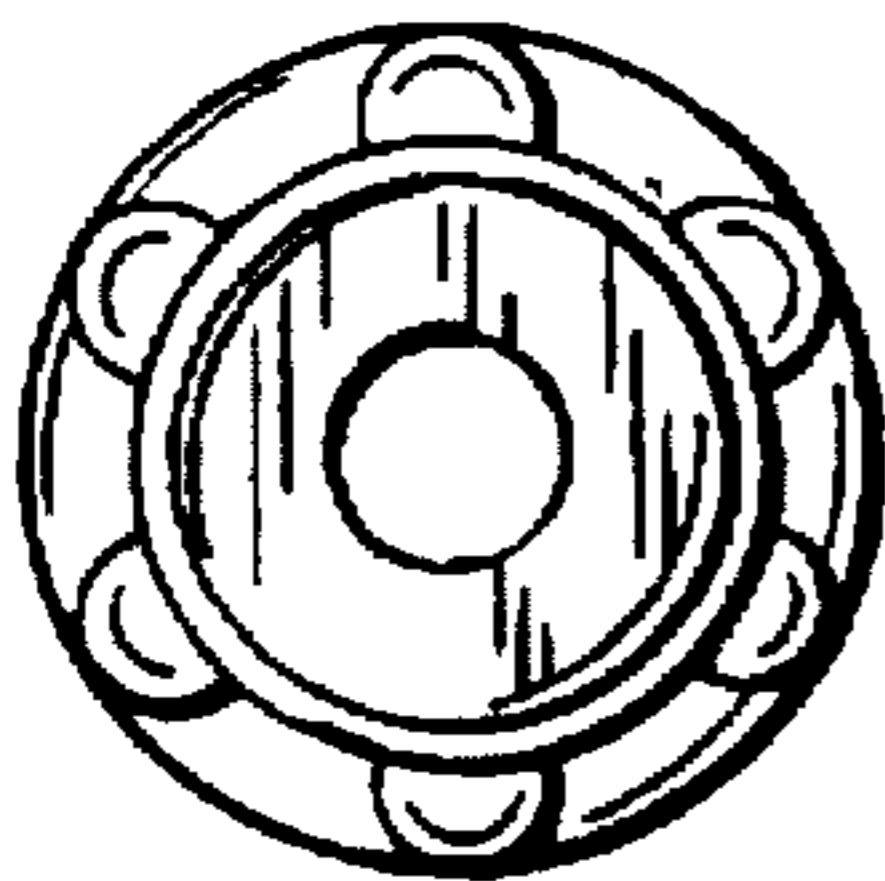


FIG. 5

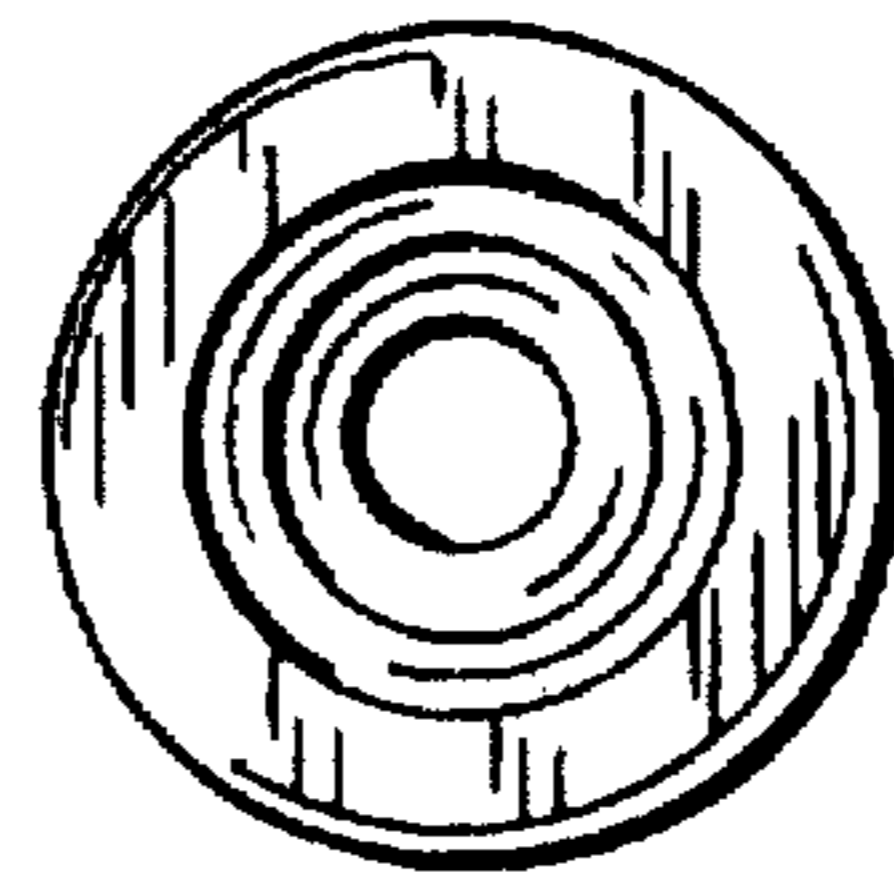


FIG. 6

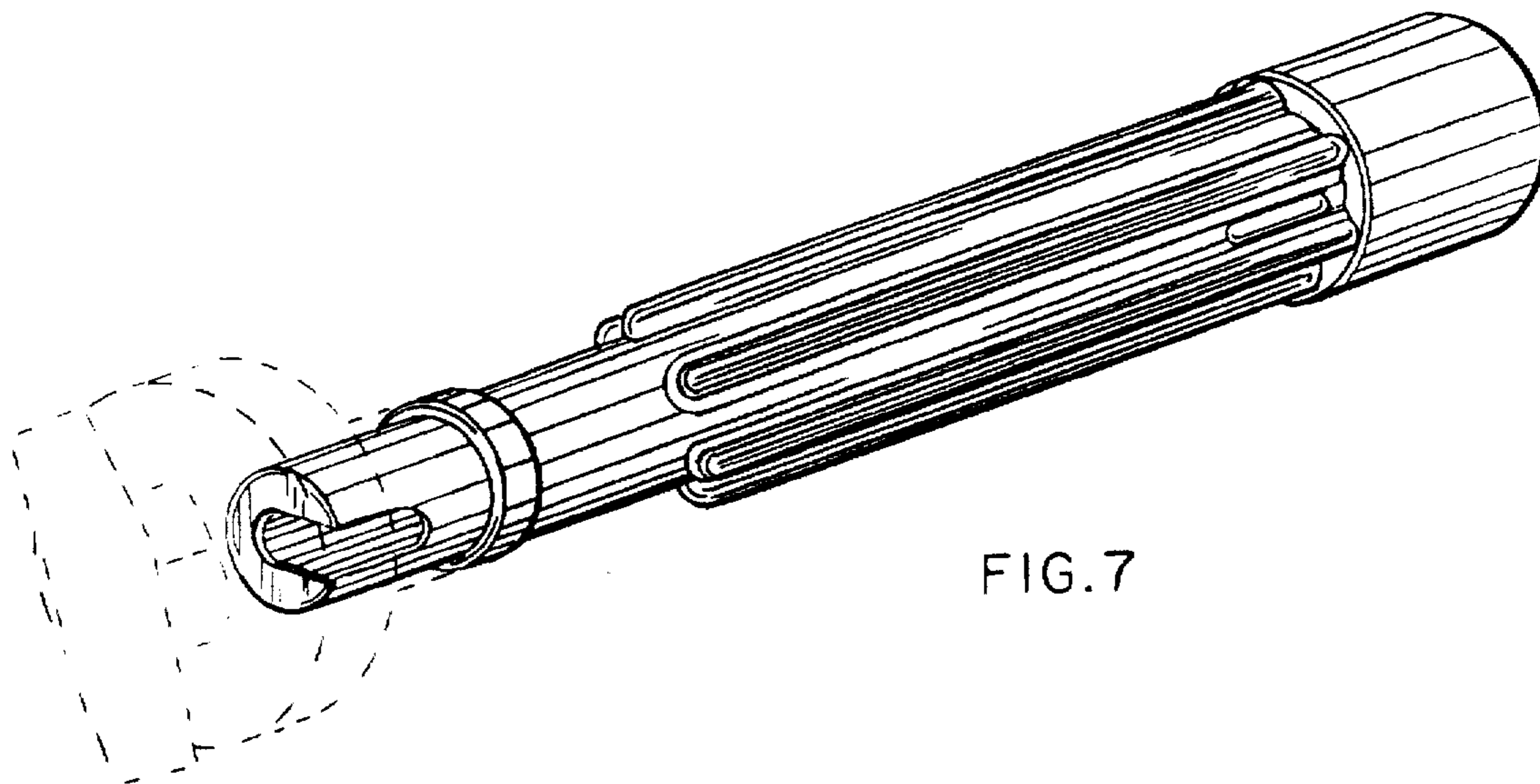


FIG. 7




FIG. 8




FIG. 9




FIG. 10



FIG. 11

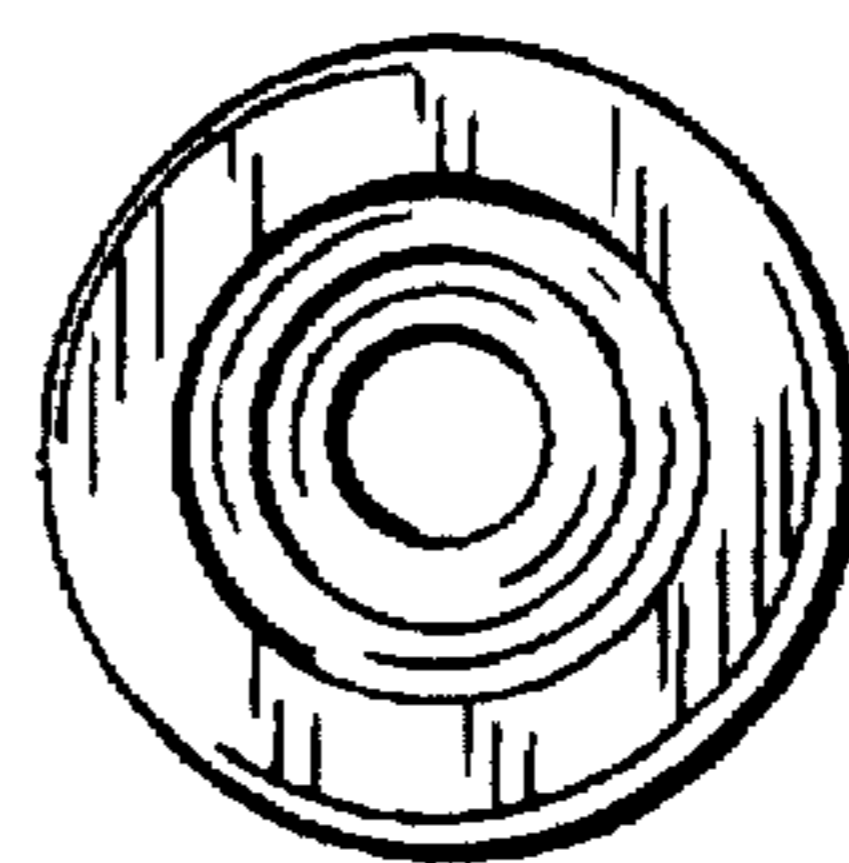


FIG. 12