



US00D391212S

United States Patent [19]
Meryman et al.

[11] **Patent Number: Des. 391,212**
[45] **Date of Patent: **Feb. 24, 1998**

[54] **TRUCK BUMPER**

[75] **Inventors: Roy L. Meryman, Renton; Wayne K. Simons, Kent, both of Wash.**

[73] **Assignee: PACCAR Inc. Bellevue, Wash.**

[**] **Term: 14 Years**

[21] **Appl. No.: 53,899**

[22] **Filed: May 1, 1996**

[51] **LOC (6) Cl. 12-16**

[52] **U.S. Cl. D12/169**

[58] **Field of Search D12/169, 69; 293/102, 293/120, 117; 296/180.1, 180.2**

[56] **References Cited**

U.S. PATENT DOCUMENTS

D. 299,634	1/1989	Ghezzi et al.	D12/169
D. 307,125	4/1990	Guelfi et al.	D12/169
D. 307,567	5/1990	Fingerle	D12/169
D. 343,605	1/1994	Meryman	D12/169
D. 349,479	8/1994	Kigoshi et al.	D12/169
D. 364,371	11/1995	Ray et al.	D12/169

OTHER PUBLICATIONS

"Kenworth's T600: Ten Years of Innovation", Kenworth Truck Company brochure, Kirkland, WA (Jun. 1995).

Primary Examiner—Melody N. Brown

Attorney, Agent, or Firm—Wells, St. John, Roberts, Gregory & Matkin, P.S.

[57] **CLAIM**

The ornamental design for a truck bumper, as shown and described.

DESCRIPTION

FIG. 1 is a front elevational view of a truck bumper according to the invention;

FIG. 2 is a front elevational view of the truck bumper of FIG. 1 shown in isolation from the environment truck shown in broken lines in FIG. 1;

FIG. 3 is a side elevational view of the truck bumper of FIG. 1. The opposite side elevational view is a mirror image of the view shown in FIG. 3;

FIG. 4 is a top view of the truck bumper of FIG. 1;

FIG. 5 is a bottom view of the truck bumper of FIG. 1;

FIG. 6 is a front elevational view of a second embodiment of truck bumper according to the invention;

FIG. 7 is a front elevational view of the truck bumper of FIG. 6 shown in isolation from the environment truck shown in broken lines in FIG. 6;

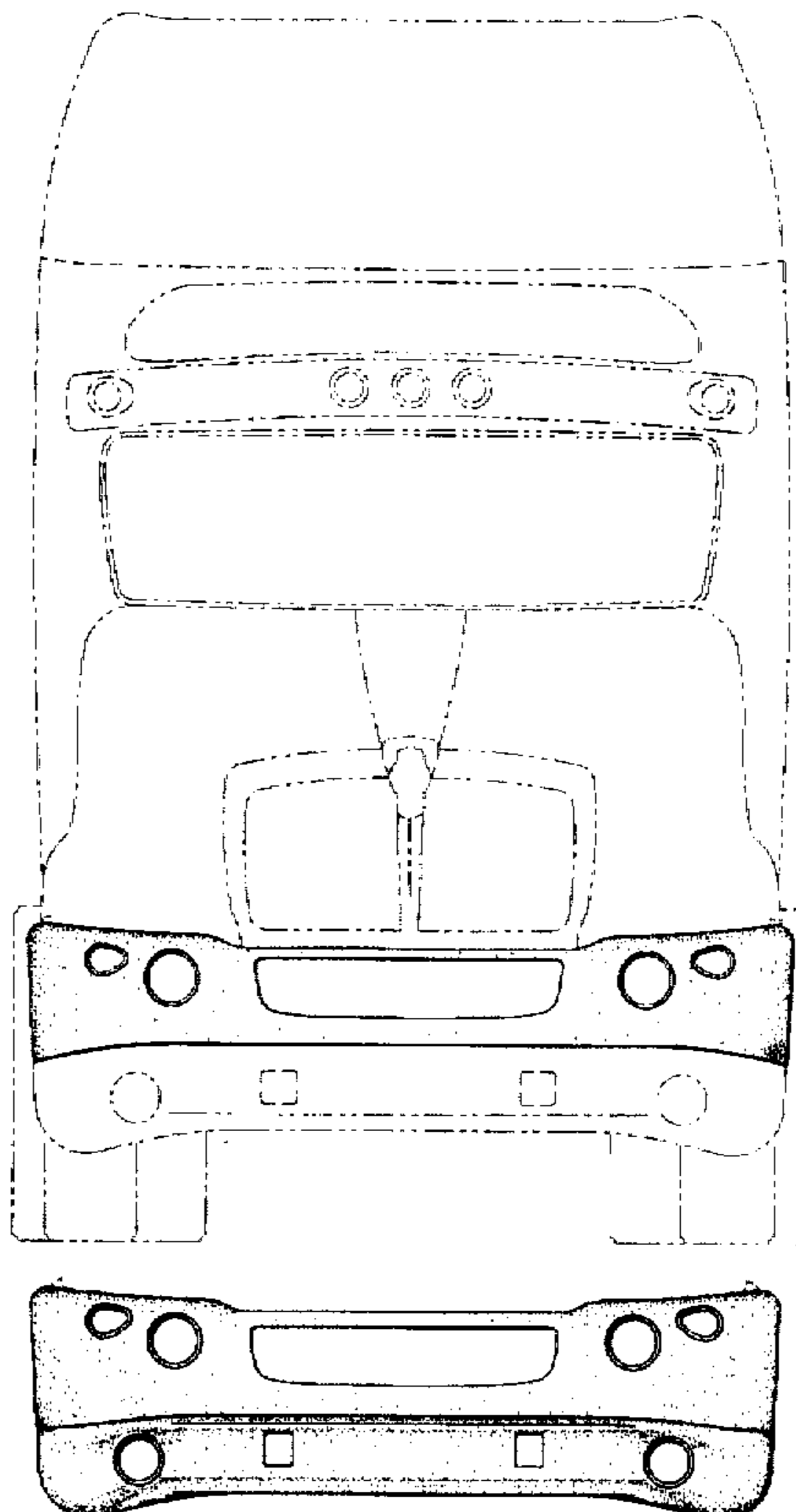
FIG. 8 is a side elevational view of the truck bumper of FIG. 6. The opposite side elevational view is a mirror image of the view shown in FIG. 8;

FIG. 9 top view of the truck bumper of FIG. 6; and,

FIG. 10 bottom view of the truck bumper of FIG. 6.

The portions of the truck shown in broken lines are for illustrative purposes only and form no part of the claimed design. The rear views of both embodiments of the truck bumpers are plain and unornamented.

1 Claim, 6 Drawing Sheets






Fig. 1

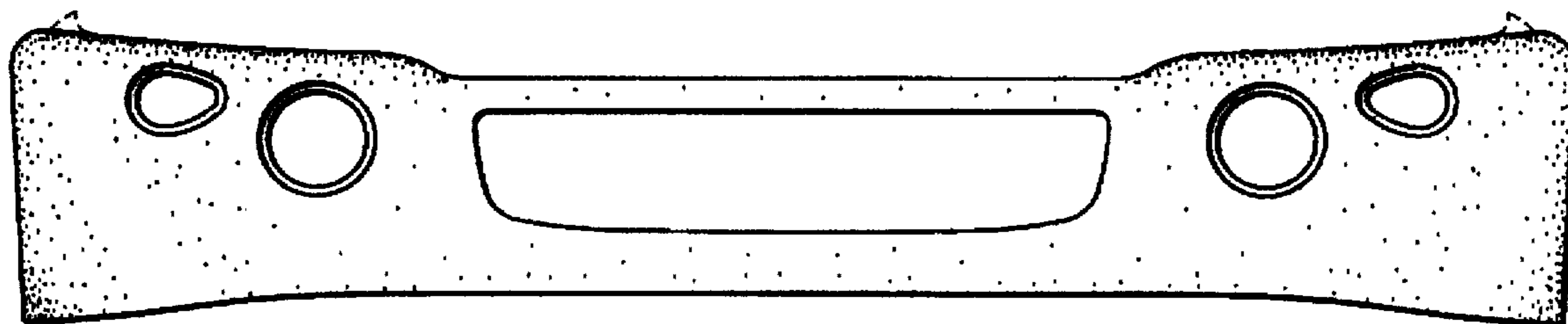


FIG. 2

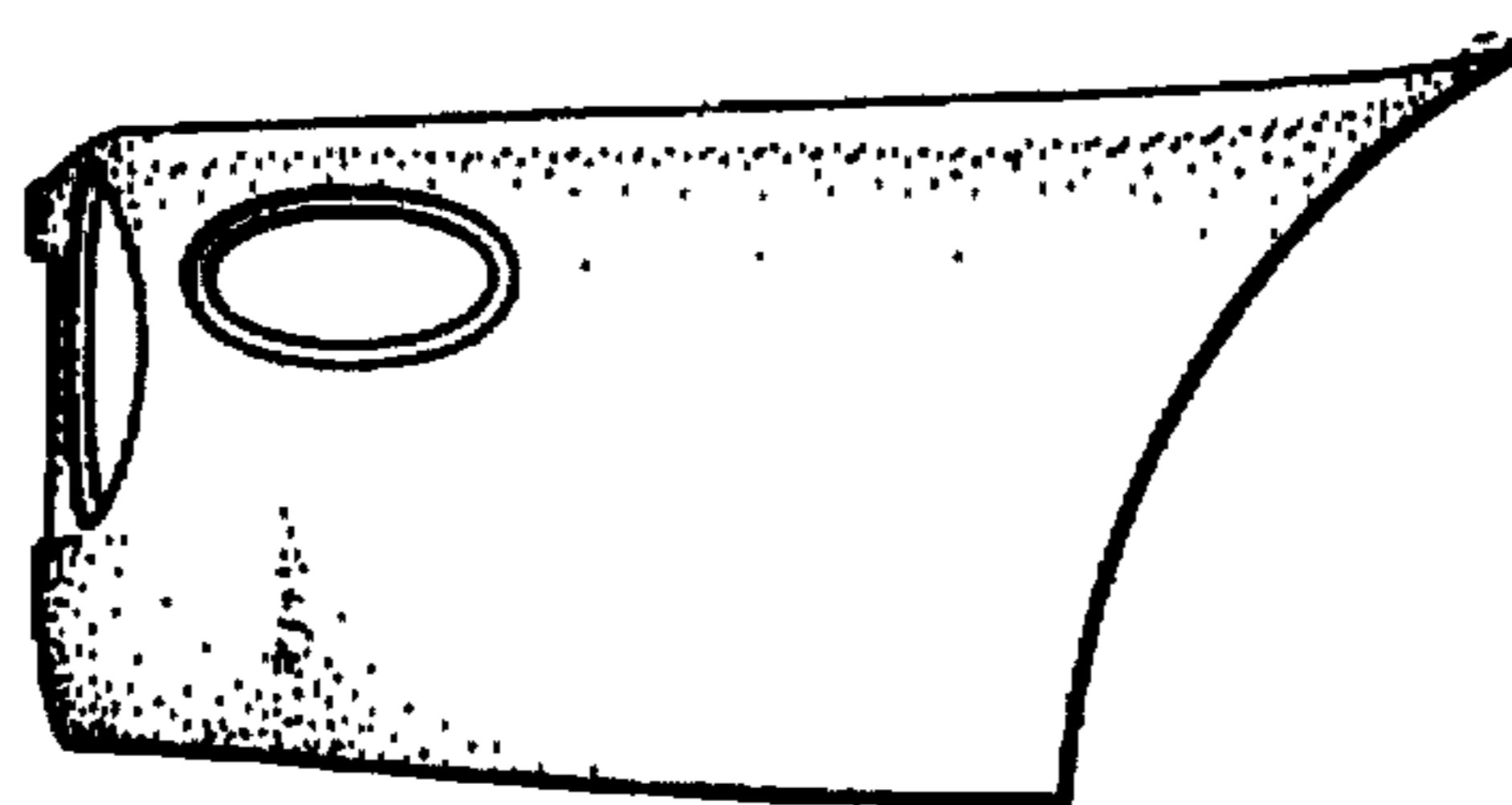


FIG. 3

Fig. 4


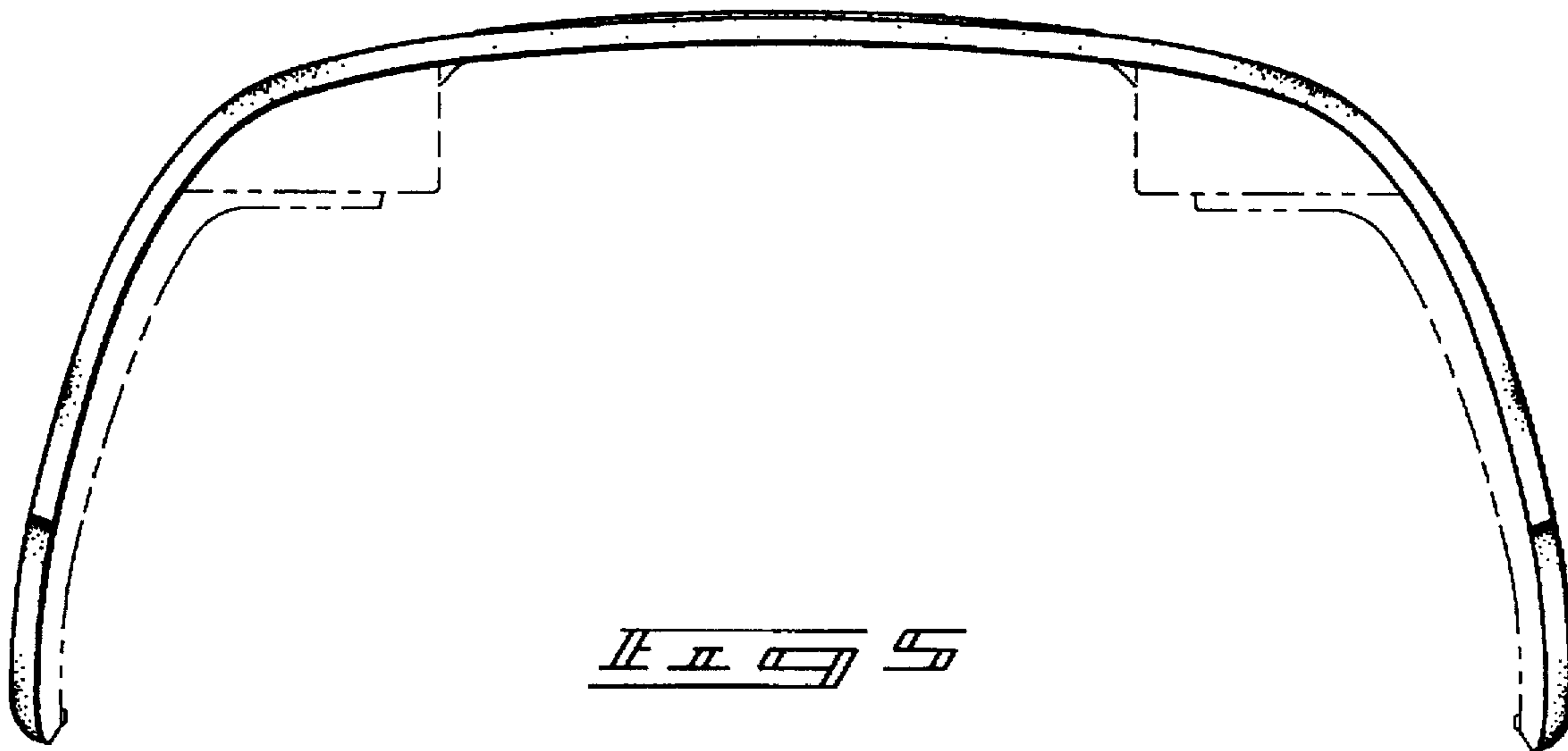


Fig. 5



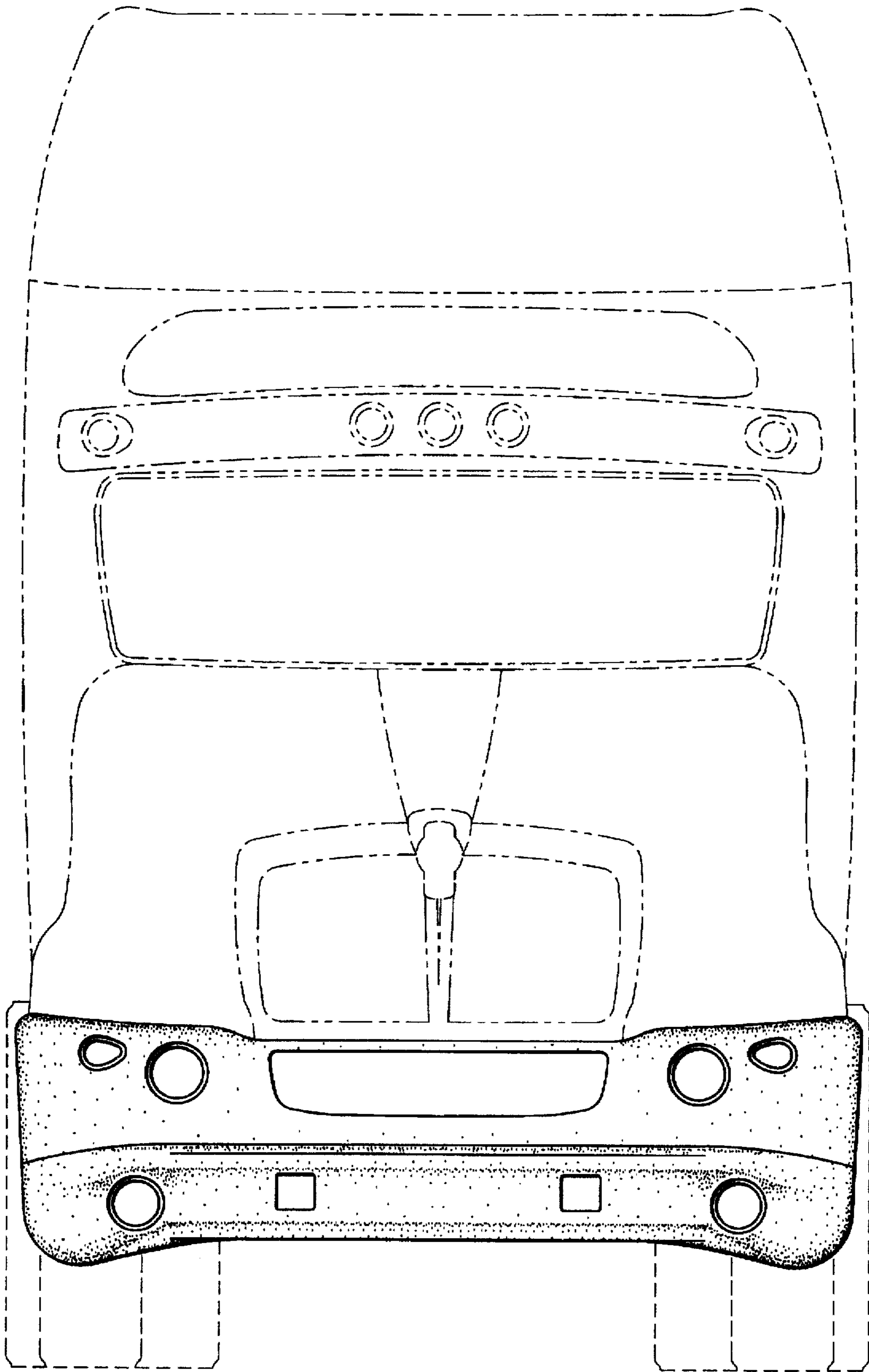


Fig. 4

