



US00D391205S

United States Patent [19]
Schad et al.

[11] **Patent Number: Des. 391,205**
[45] **Date of Patent: **Feb. 24, 1998**

[54] **TIRE TREAD**

[75] **Inventors: Herbert Hedges Schad, deceased**, late of Hyndman, Pa., by Deloris Jeane Schad, executrix; **Efimia Ellen Rohweder**, Uniontown, Ohio; **Michael Alois Kolowski**, Mogadore, Ohio; **Stephanie Carol Brown**, Akron, Ohio; **Frederick William Miller**, Akron, Ohio

[73] **Assignee: The Goodyear Tire & Rubber Company**, Akron, Ohio

[**] **Term: 14 Years**

[21] **Appl. No.: 64,920**

[22] **Filed: Jan. 14, 1997**

[51] **LOC (6) Cl. 12-15**

[52] **U.S. Cl. D12/147**

[58] **Field of Search D12/134, 136, D12/138, 140-151; 152/209 D, 209 R**

[56] **References Cited**

U.S. PATENT DOCUMENTS

D. 265,303	7/1982	Yokoyama	D12/147
D. 341,113	11/1993	Binsfeld et al.	D12/147
D. 350,095	8/1994	Anderson et al.	D12/147
D. 350,508	9/1994	Evraert	D12/146
D. 367,450	2/1996	Kolowski et al.	D12/147

OTHER PUBLICATIONS

Hoosier Radial HT Tire, *Tire Review Magazine*, p. 24, Jan. 1995.
Falken Tire Illustration, *Tire Review Magazine*, p. 1, Sep. 1995.

Avon CR22 Tire, 1995, *Tread Design Guide*, p. 9, Jan. 1995.

Federal High Traction 171 Tire, 1995 *Tread Design Guide*, p. 91, Jan. 1995.

Primary Examiner—Jeffrey Asch
Assistant Examiner—Robert M. Spear
Attorney, Agent, or Firm—T. P. Lewandowski

[57] **CLAIM**

The ornamental design for a tire tread, as shown and described.

DESCRIPTION

FIG. 1 is a perspective view of a tire tread, it being understood that the pattern repeats uniformly throughout the circumference of the tread;

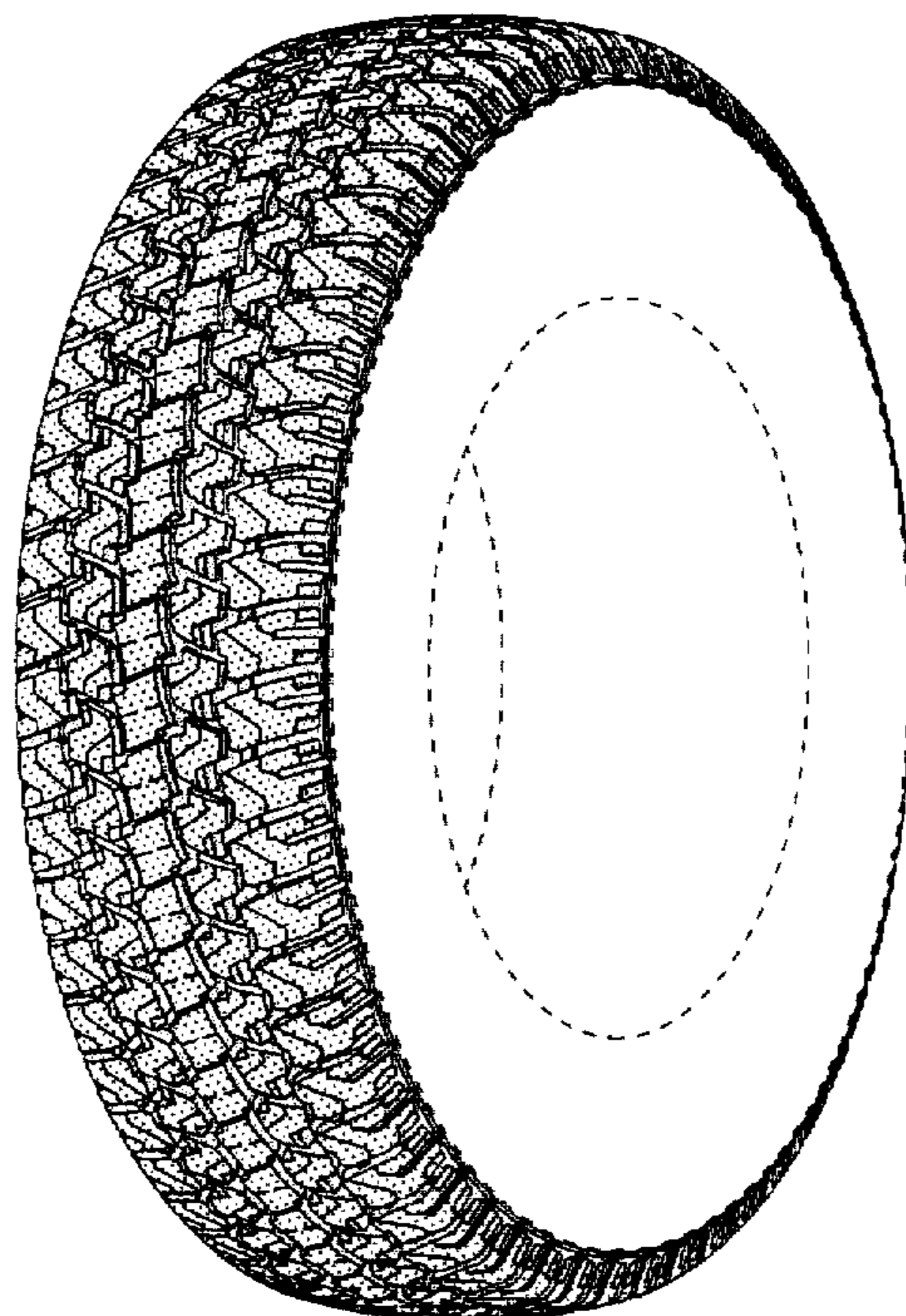
FIG. 2 is a front elevational view thereof;

FIG. 3 is a side elevational view being identical thereof, the opposite side elevational view being identical thereto; and,

FIG. 4 is an enlarged fragmentary front perspective view thereof.

In the drawings, the broken lines defining the inner bead of the sidewall and the peripheral boundary between the tire tread and the sidewall are for illustrative purposes only and form no part of the claimed design.

1 Claim, 4 Drawing Sheets



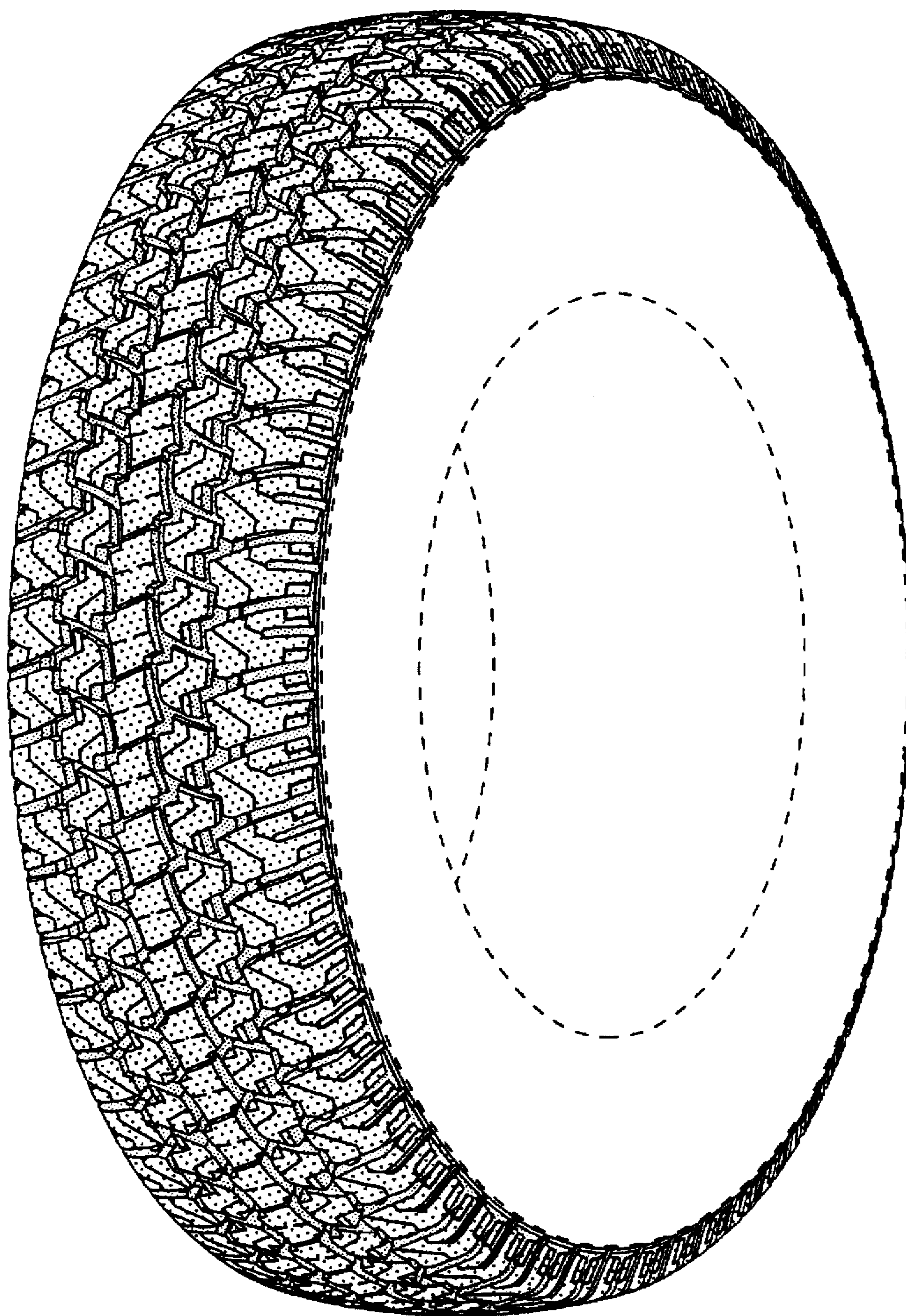


FIG-1

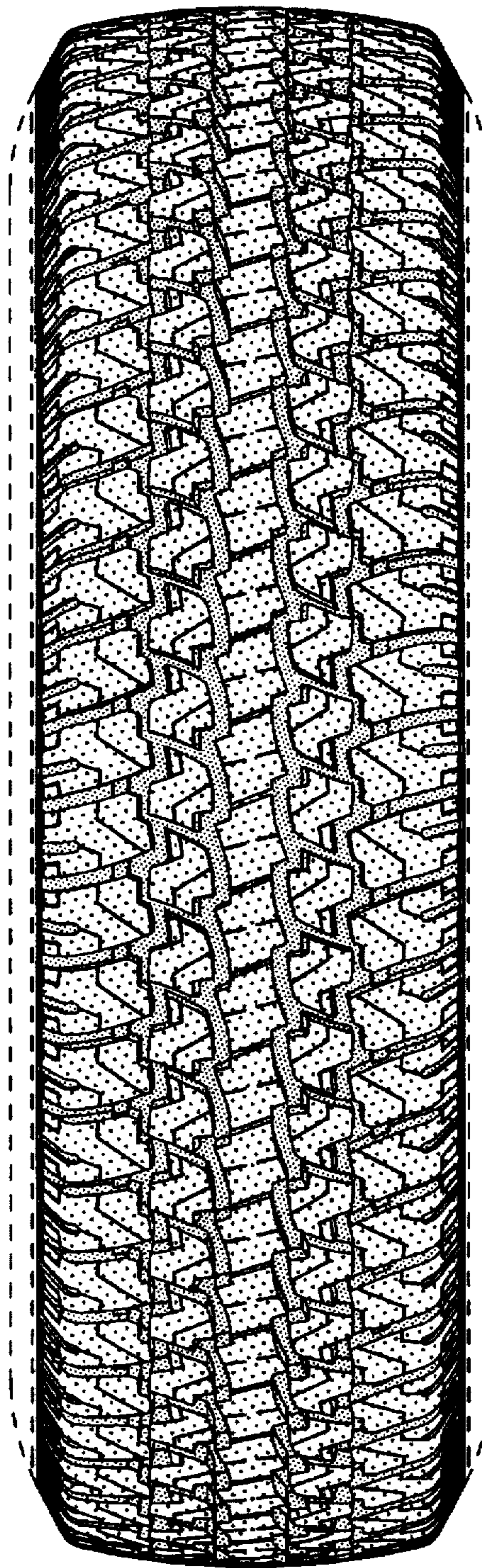


FIG-2

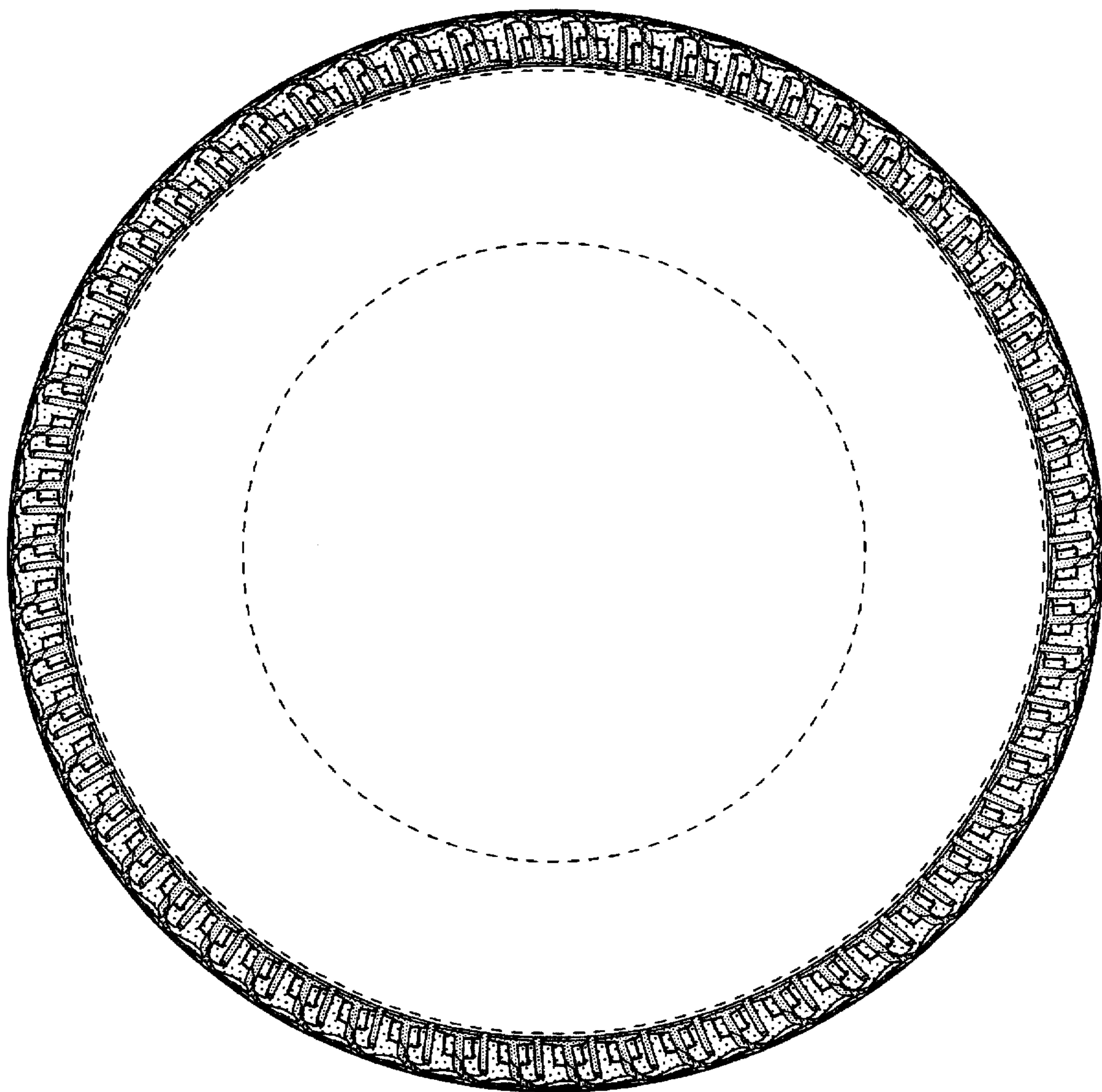


FIG-3

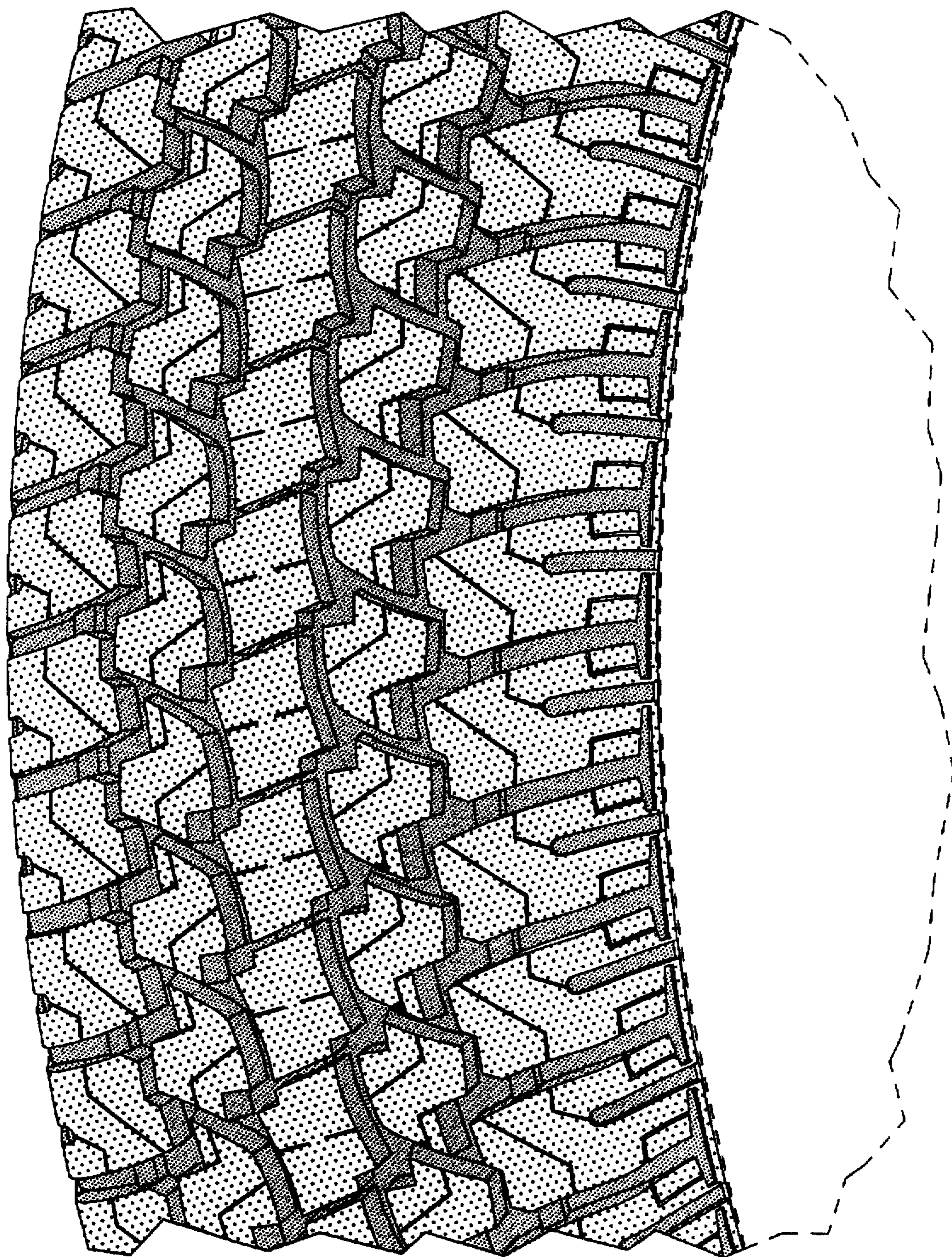


FIG-4