



US00D391193S

**United States Patent** [19]  
**Speedling et al.**

[11] **Patent Number: Des. 391,193**  
[45] **Date of Patent: \*\*Feb. 24, 1998**

[54] **GARDEN ORNAMENT**

[75] **Inventors: David John Speedling; Shelly Ann Speedling, both of Kellogg, Minn.**

[73] **Assignees: David J. Speedling; Shelly A. Speedling, both of Kellogg, Minn.**

[\*\*] **Term: 14 Years**

[21] **Appl. No.: 62,155**

[22] **Filed: Nov. 8, 1996**

[51] **LOC (6) Cl. .... 11-02**

[52] **U.S. Cl. .... D11/131; D11/157**

[58] **Field of Search .... D11/117, 131, D11/157, 169, 184; D6/403, 404, 405, 417**

[56] **References Cited**

**U.S. PATENT DOCUMENTS**

D. 88,582	12/1932	Scott et al. ....	D6/403
D. 318,304	7/1991	Neuroth et al. ....	D21/61
831,678	9/1906	Osborne ....	D14/233 X
3,603,489	9/1971	Fleisher ....	D28/93 X
3,650,441	3/1972	Lindgren ....	D28/93 X

**OTHER PUBLICATIONS**

The Book of Garden Ornament; p. 334 No. 2500 Sundial, Jan. 1979.

*Primary Examiner*—Dominic Simone  
*Attorney, Agent, or Firm*—Schwegman, Lundberg, Woessner & Kluth, P.A.

[57] **CLAIM**

The ornamental design for a garden ornament, as shown and described.

**DESCRIPTION**

FIG. 1 is a front-left perspective view of a garden ornament showing our new design;

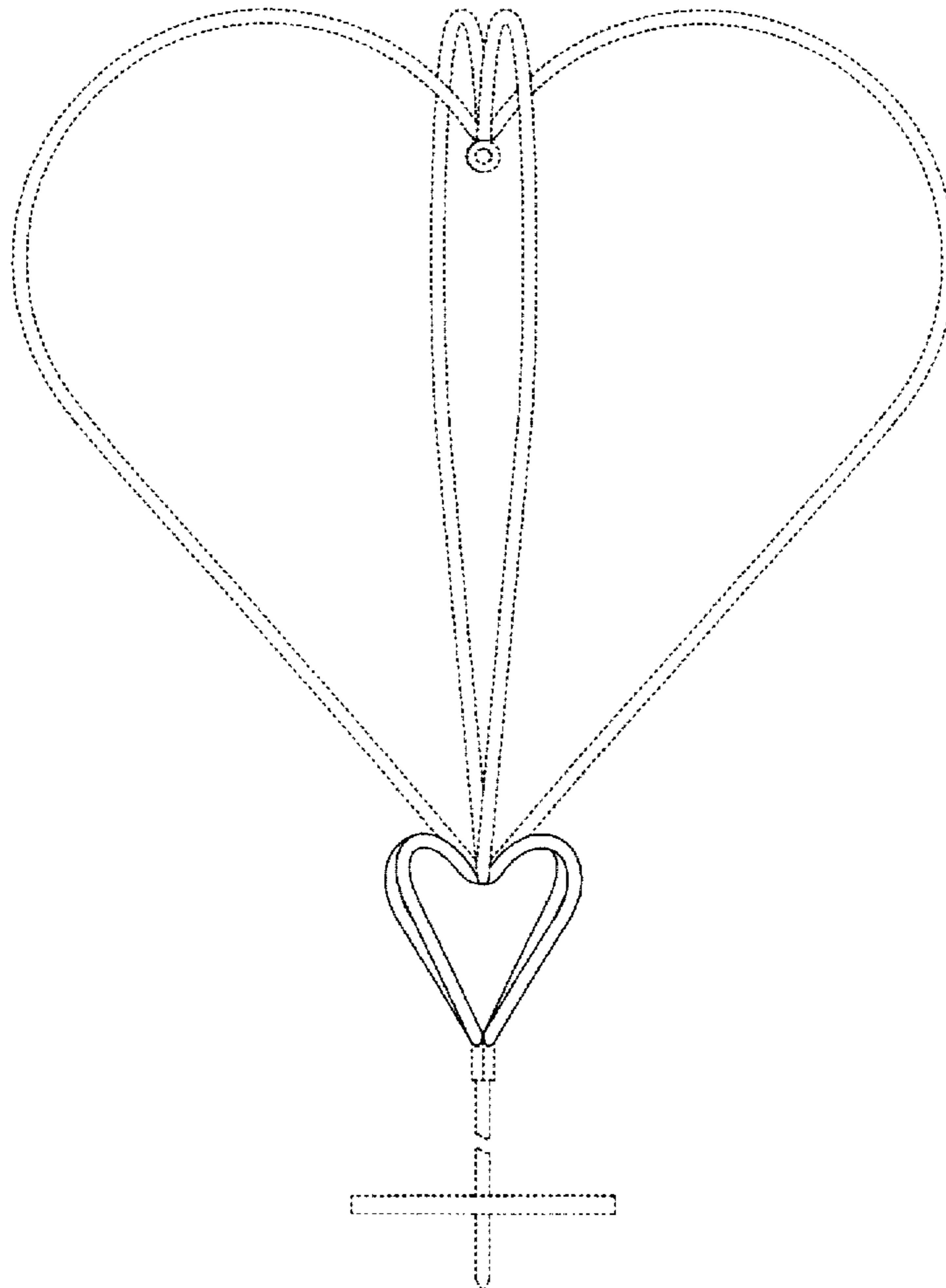
FIG. 2 is a top view thereof;

FIG. 3 is a front-elevational view thereof, and is the same as a rear-elevational view thereof; and,

FIG. 4 is a right-elevational view thereof, and is the same as a left-elevational view thereof.

The dotted-line portions of FIGS. 1, 2, 3, and 4 do not form part of the design.

**1 Claim, 4 Drawing Sheets**



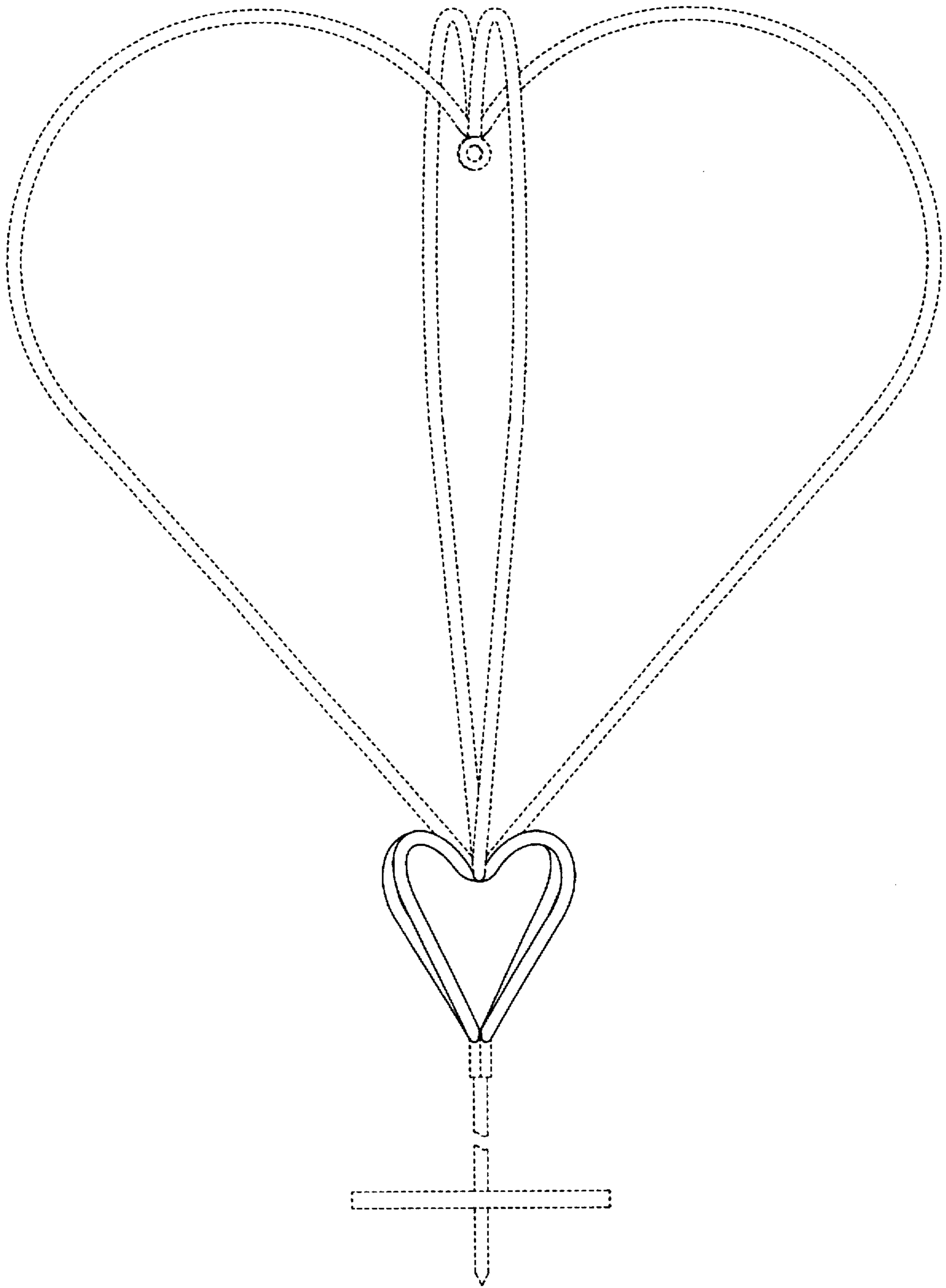


FIG. 1

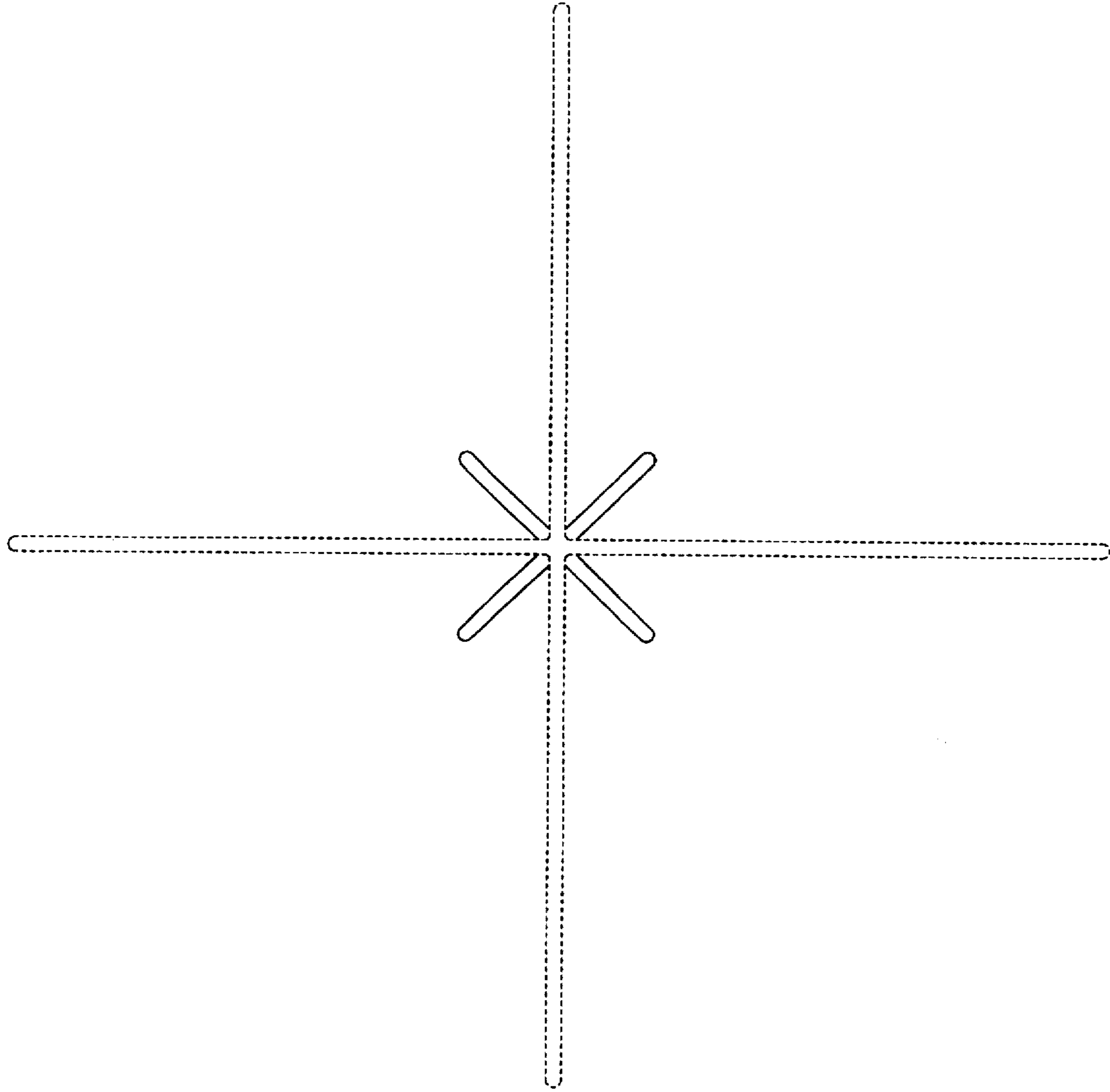


FIG. 2




FIG. 3

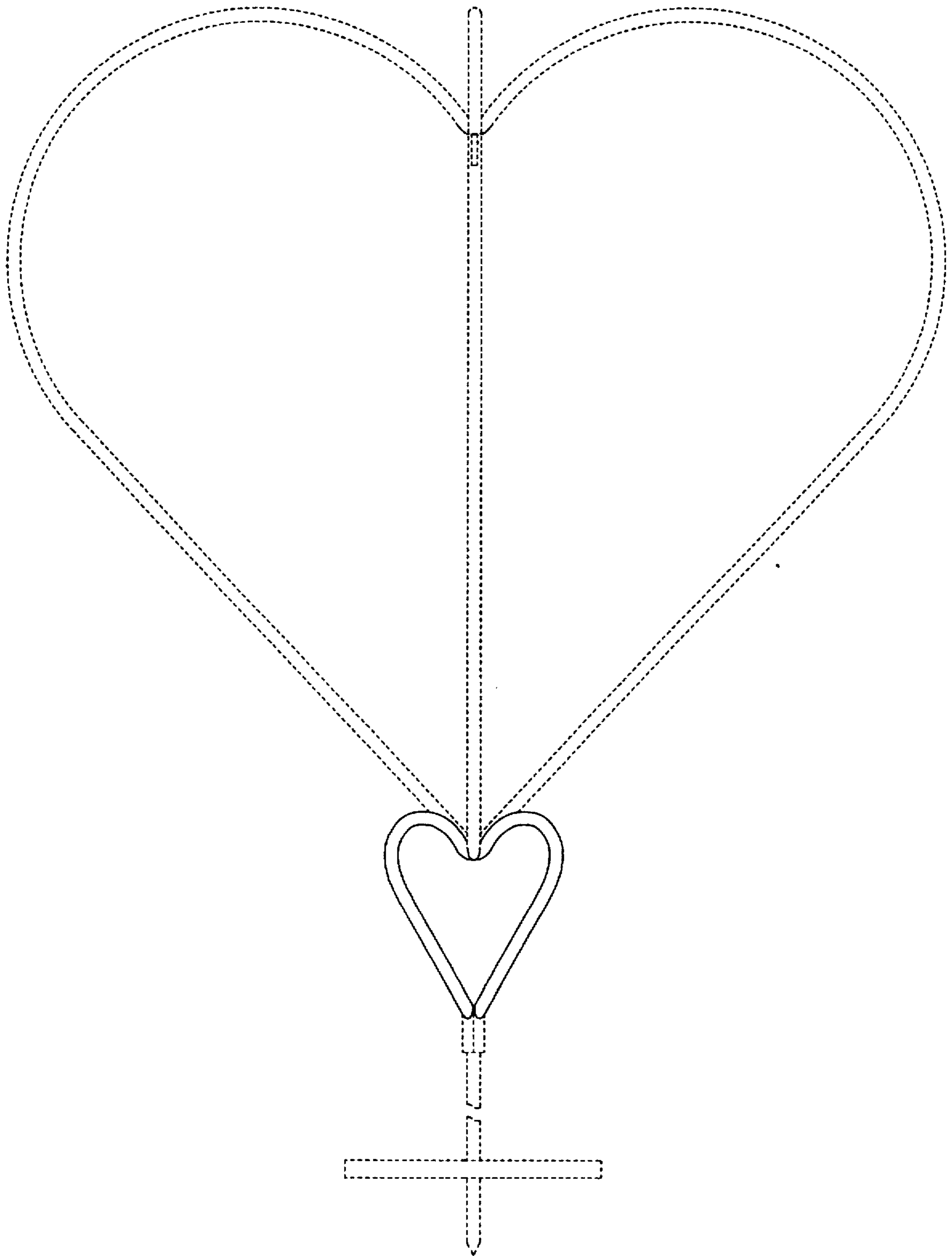


FIG. 4