



US00D391186S

United States Patent [19] Fagence

[11] Patent Number: **Des. 391,186**
[45] Date of Patent: ****Feb. 24, 1998**

[54] **COMBINED ALARM UNIT AND LIGHT**

D. 374,190	10/1996	Yuen	D10/106
2,749,433	6/1956	Appleton	D26/119
2,849,597	8/1958	Petree	D26/119
2,861,175	11/1958	Schweikle	D26/119

[75] Inventor: **David Alan Fagence**, Carshalton, United Kingdom

[73] Assignee: **Signature Industries Limited**, London, England

Primary Examiner—Marcus A. Jackson
Attorney, Agent, or Firm—Adams Law Firm, P.A.

[**] Term: **14 Years**

[57] **CLAIM**

[21] Appl. No.: **69,618**

The ornamental design for a combined alarm unit and light, as shown and described.

[22] Filed: **May 7, 1997**

[30] **Foreign Application Priority Data**

DESCRIPTION

Nov. 7, 1996 [GB] United Kingdom 2 060 665

FIG. 1 is a right side elevational view of a combined alarm unit and light;

[51] **LOC (6) Cl.** **10-05**

FIG. 2 is a left side elevational view of a combined alarm unit and light;

[52] **U.S. Cl.** **D10/106; D26/119**

[58] **Field of Search** D10/104, 106, D10/116, 121; D26/37-50, 119, 51; 362/157, 158, 183, 258, 376, 377, 378, 387, 396

FIG. 3 is a perspective view of a combined alarm unit and light from one end thereof; and,

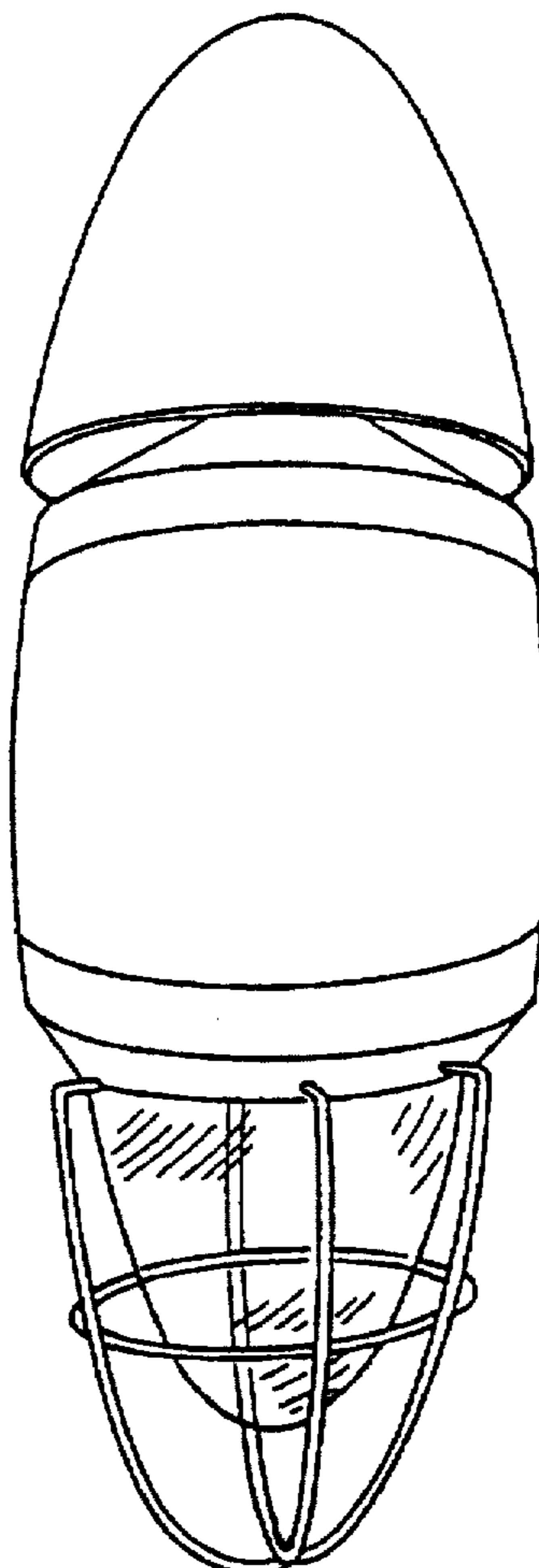
FIG. 4 is a perspective view of a combined alarm unit and light from the other end thereof.

[56] **References Cited**

U.S. PATENT DOCUMENTS

D. 359,139 6/1995 Kaczmarek D26/119

1 Claim, 4 Drawing Sheets



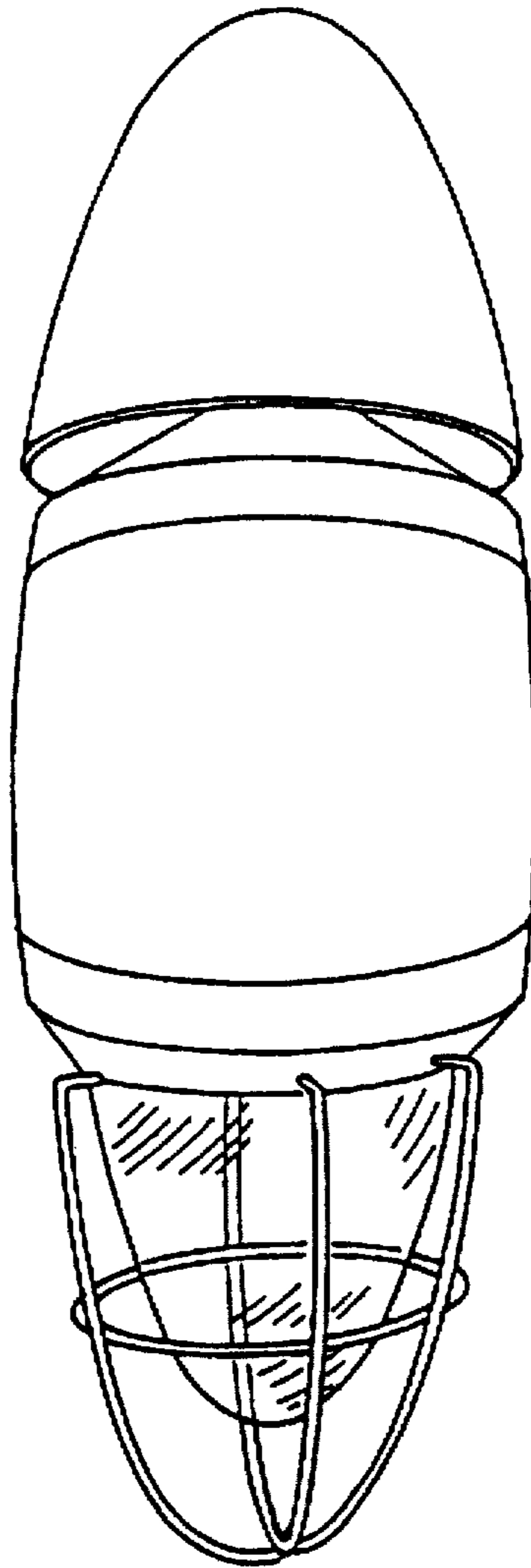


Fig. 1




Fig. 2

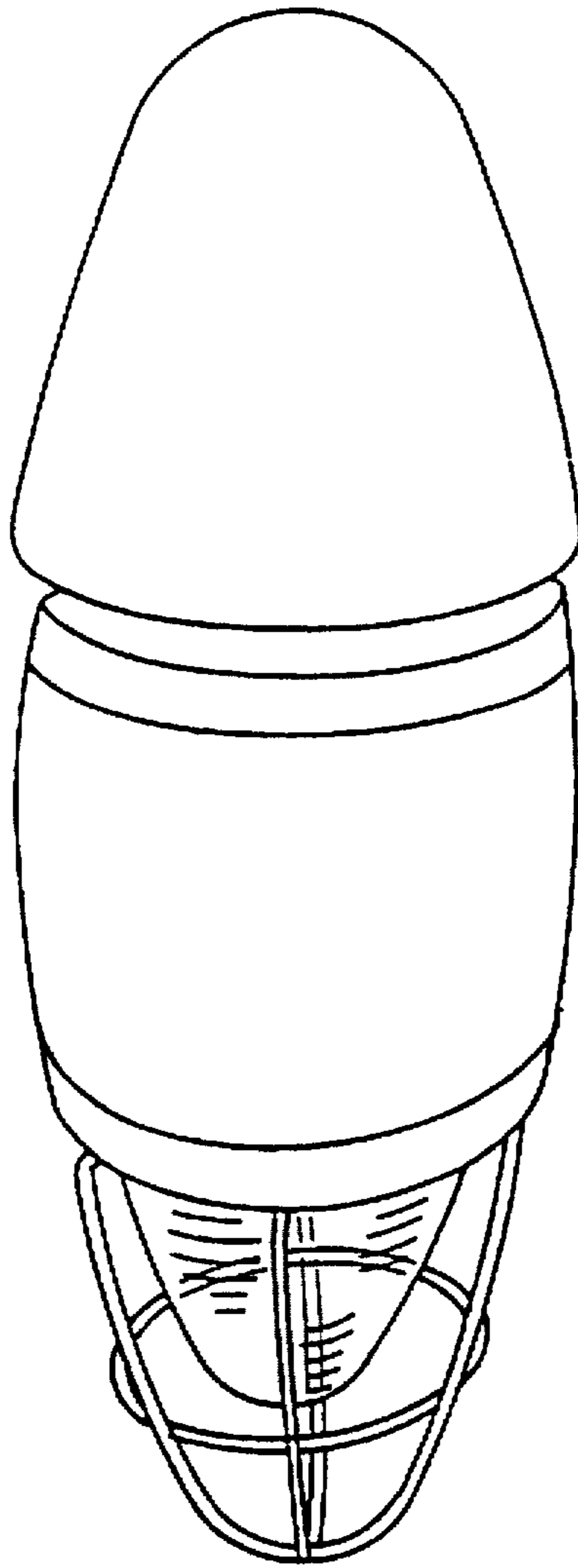


Fig. 3

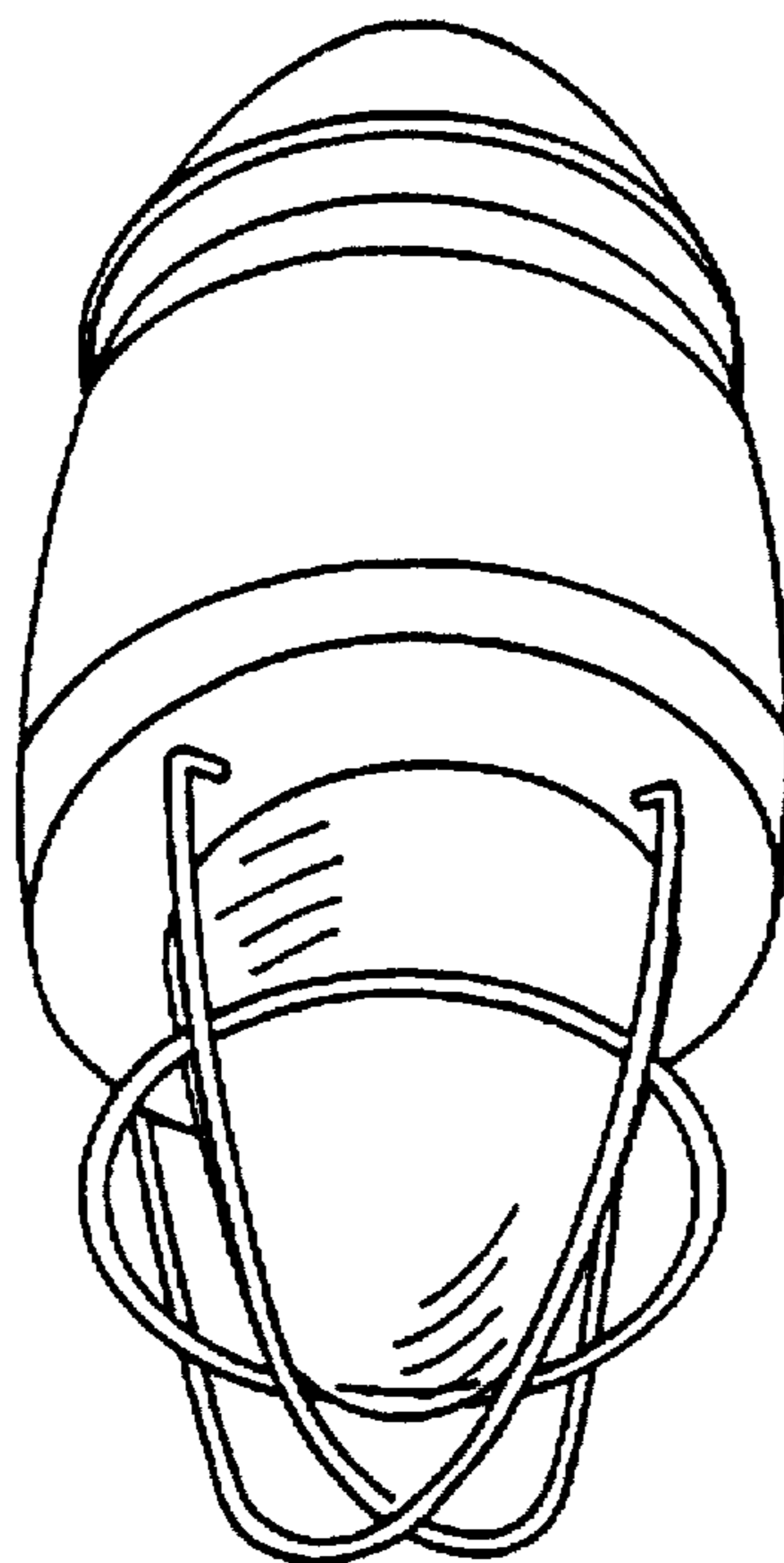


Fig. 4