



US00D391183S

United States Patent [19]
Campbell et al.

[11] **Patent Number: Des. 391,183**
[45] **Date of Patent: **Feb. 24, 1998**

[54] **MEDICATION DOSAGE INDICATOR PANEL**

Primary Examiner—Marcus A. Jackson

[76] **Inventors: Wanda Campbell; Robert Campbell,**
both of 930 W. 3rd St., Thomasville,
Ala. 36784

[57] **CLAIM**

The ornamental design for a medication dosage indicator panel, as shown.

[**] **Term: 14 Years**

DESCRIPTION

[21] **Appl. No.: 70,818**

FIG. 1 is a front plan view of the medication dosage indicator panel of the present invention with the broken line showing for illustrative purpose only and forming no part of the claimed design;

[22] **Filed: May 16, 1997**

FIG. 2 is a back plan view of the medication dosage indicator panel of FIG. 1;

[51] **LOC (6) Cl. 10-05**

[52] **U.S. Cl. D10/104; D20/18**

FIG. 3 is a left side plan view of the medication dosage indicator panel of FIG. 1;

[58] **Field of Search D20/10, 18; D10/104, D10/106, 116, 121; 340/540, 571, 572, 573, 689; 40/107, 108, 109, 110**

FIG. 4 is a right side plan view of the medication dosage indication panel of FIG. 1;

[56] **References Cited**

U.S. PATENT DOCUMENTS

FIG. 5 is a top plan view of the medication dosage indicator panel of FIG. 1; and,

FIG. 6 is a bottom plan view of the medication dosage indicator panel of FIG. 1.

- D. 315,176 3/1991 Sukovich D20/18
- D. 319,031 8/1991 Levinson D10/106
- D. 359,989 7/1995 Sukovich D20/18
- D. 373,964 9/1996 Alexander D20/18

1 Claim, 3 Drawing Sheets

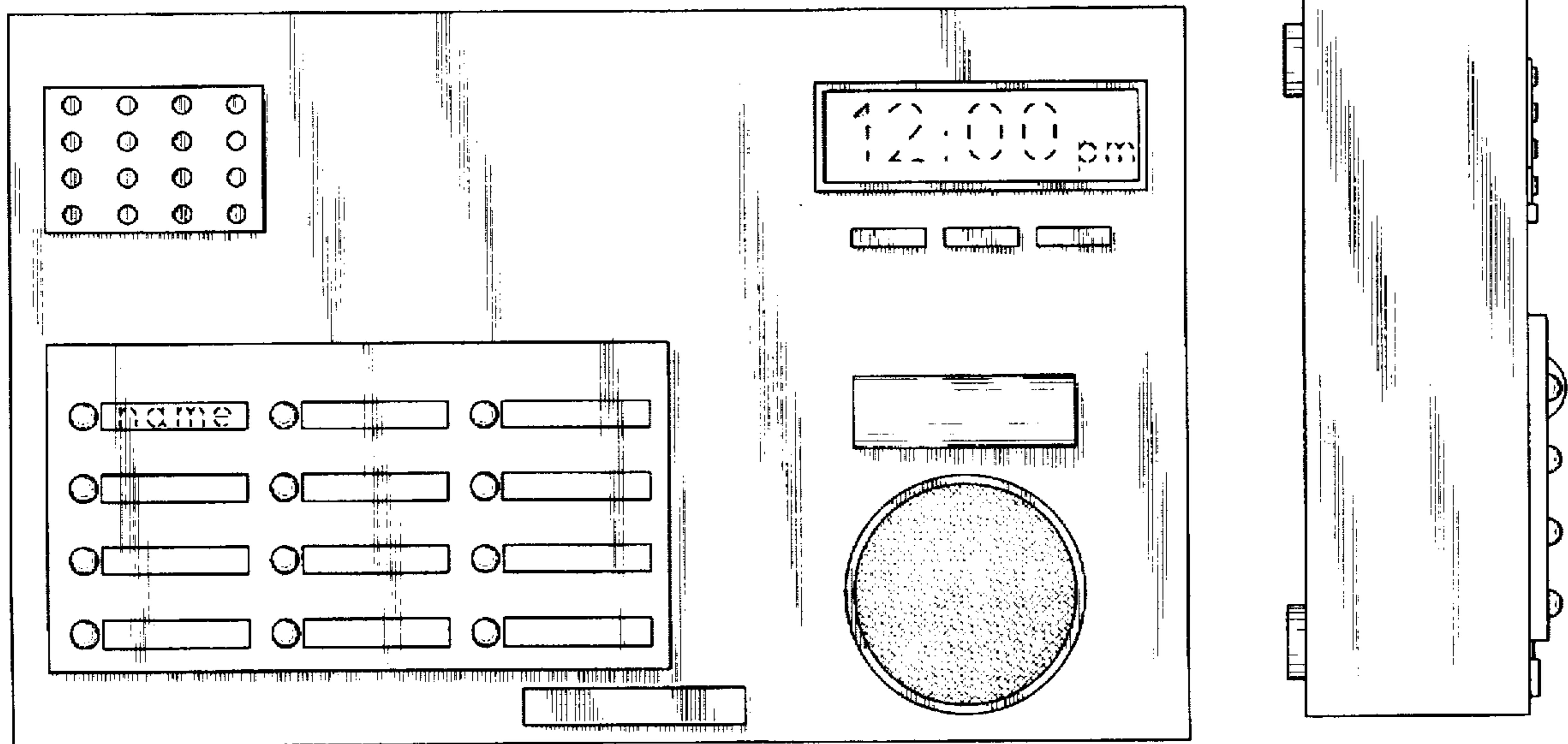


FIG. 1

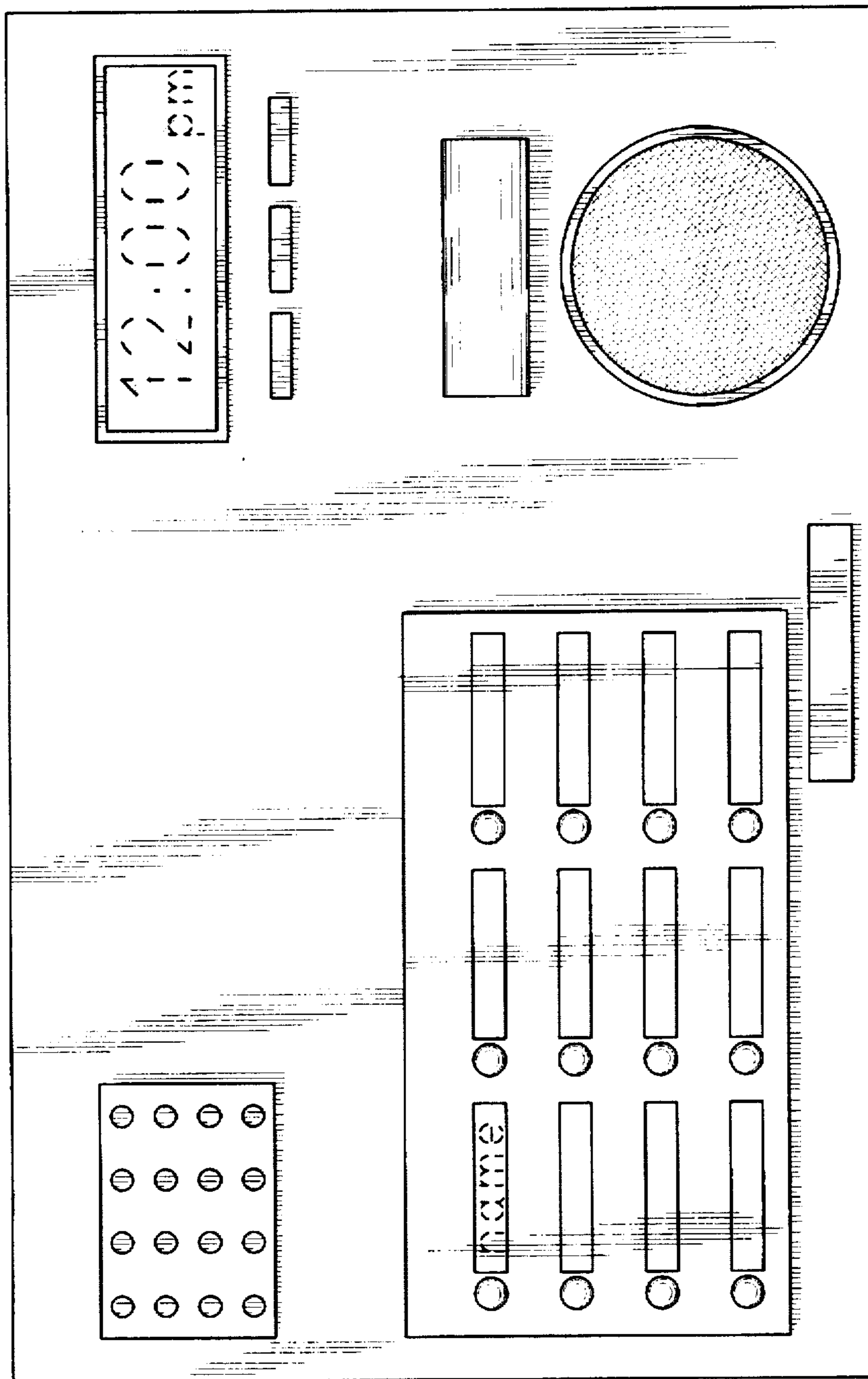


FIG. 2




FIG. 3




FIG. 4




FIG. 5

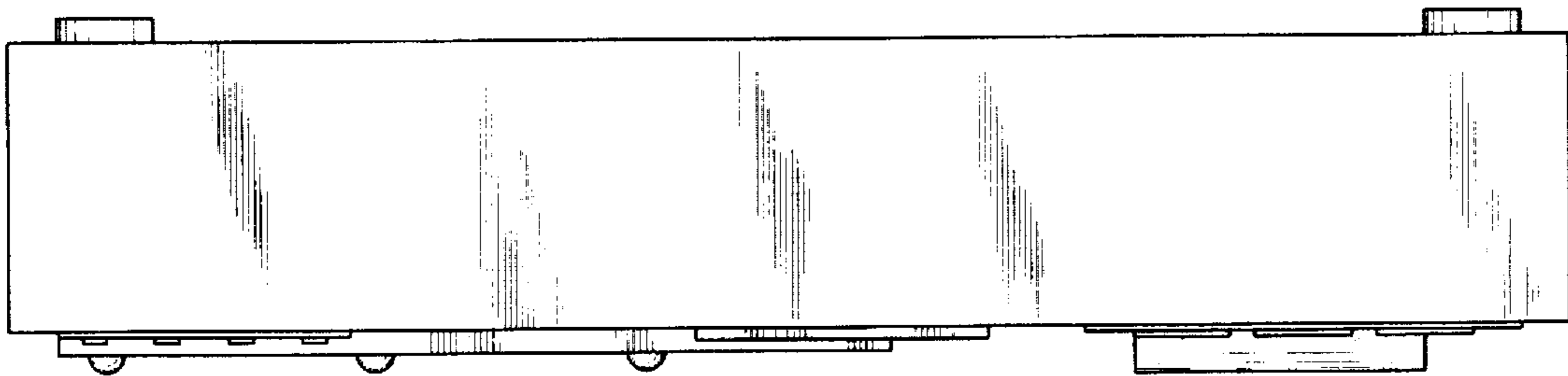


FIG. 6

