



US00D391151S

**United States Patent** [19]  
**Berman**

[11] **Patent Number: Des. 391,151**  
[45] **Date of Patent: \*\*Feb. 24, 1998**

[54] **CURTAIN CLIP**

[76] **Inventor: Frank A. Berman, 9 Lee Park Ave.,  
Wilkes-Barre, Pa. 18702-4013**

[\*\*] **Term: 14 Years**

[21] **Appl. No.: 60,948**

[22] **Filed: Oct. 11, 1996**

2,505,899	5/1950	Jobe .....	248/205.7
2,667,678	2/1954	Hargrave et al. ....	24/508
3,074,677	1/1963	Eckhardt .....	248/74.1
3,239,902	3/1966	Cohen .....	24/508
3,348,275	10/1967	Lawrence .....	24/536
3,553,864	1/1971	Karlyn et al. ....	D19/65

*Primary Examiner—Paula A. Mortimer*  
*Attorney, Agent, or Firm—Rodman & Rodman*

**Related U.S. Application Data**

[62] **Division of Ser. No. 36,214, Mar. 15, 1995, Pat. No. Des. 383,970.**

[51] **LOC (6) CL ..... 08-08**

[52] **U.S. Cl. .... D8/395**

[58] **Field of Search ..... D8/394, 395; 24/19,  
24/186, 271, 272, 489, 509, 508, 536, 510,  
507, 511, 530, 305, 326; D11/200, 201,  
206, 218; D6/580; D19/65, 88; 248/316.1,  
316.5, 205.7, 74.1**

[56] **References Cited**

**U.S. PATENT DOCUMENTS**

D. 60,275 1/1922 Stone ..... D19/65

[57] **CLAIM**

The ornamental design for a curtain clip, as shown and described.

**DESCRIPTION**

FIG. 1 is a top plan view of a curtain clip showing my new design;  
FIG. 2 is a bottom plan view thereof;  
FIG. 3 is a rear end view thereof;  
FIG. 4 is a front end view thereof; and,  
FIG. 5 is a side view thereof.

**1 Claim, 1 Drawing Sheet**

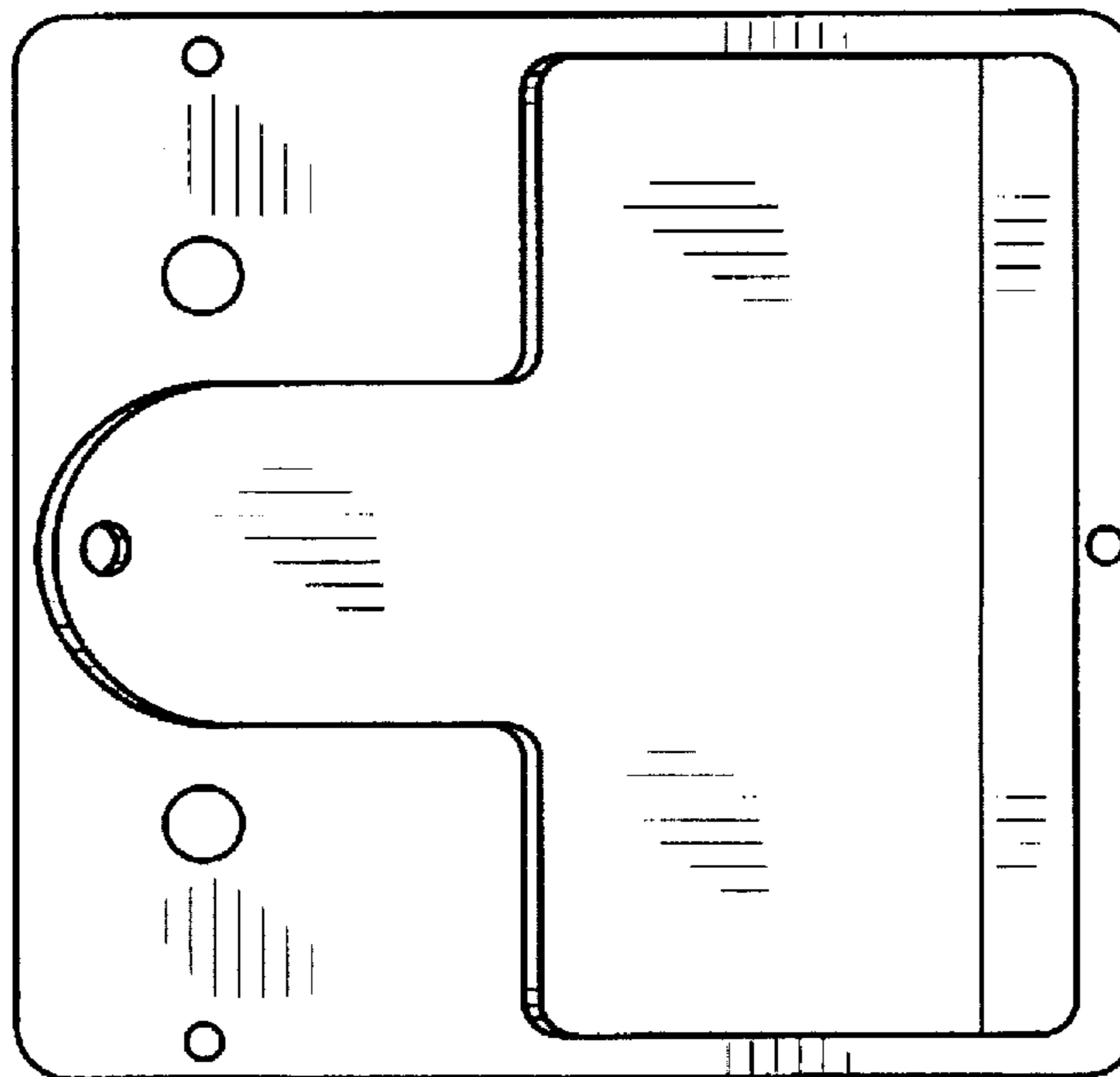


FIG. 1

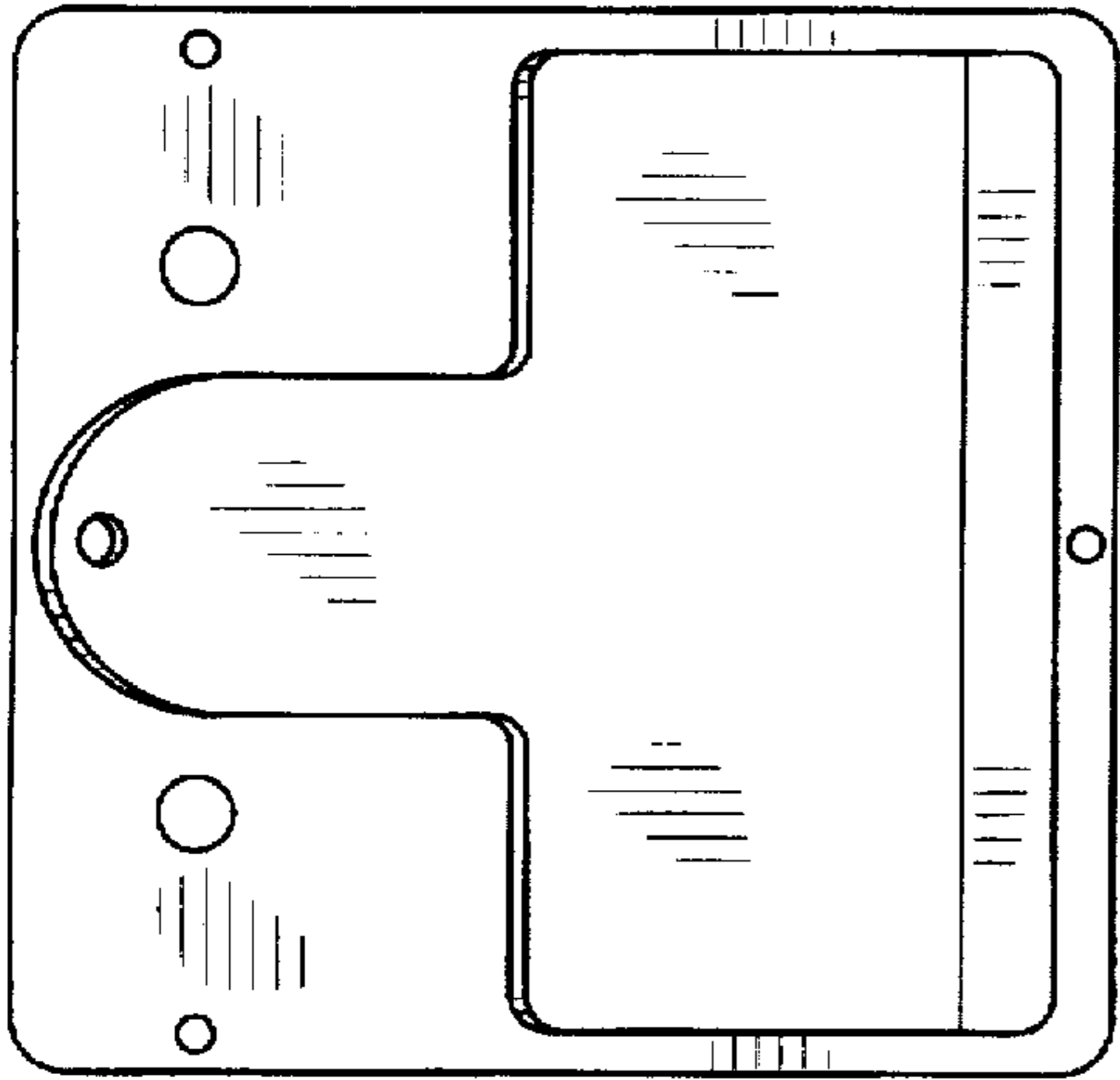


FIG. 2

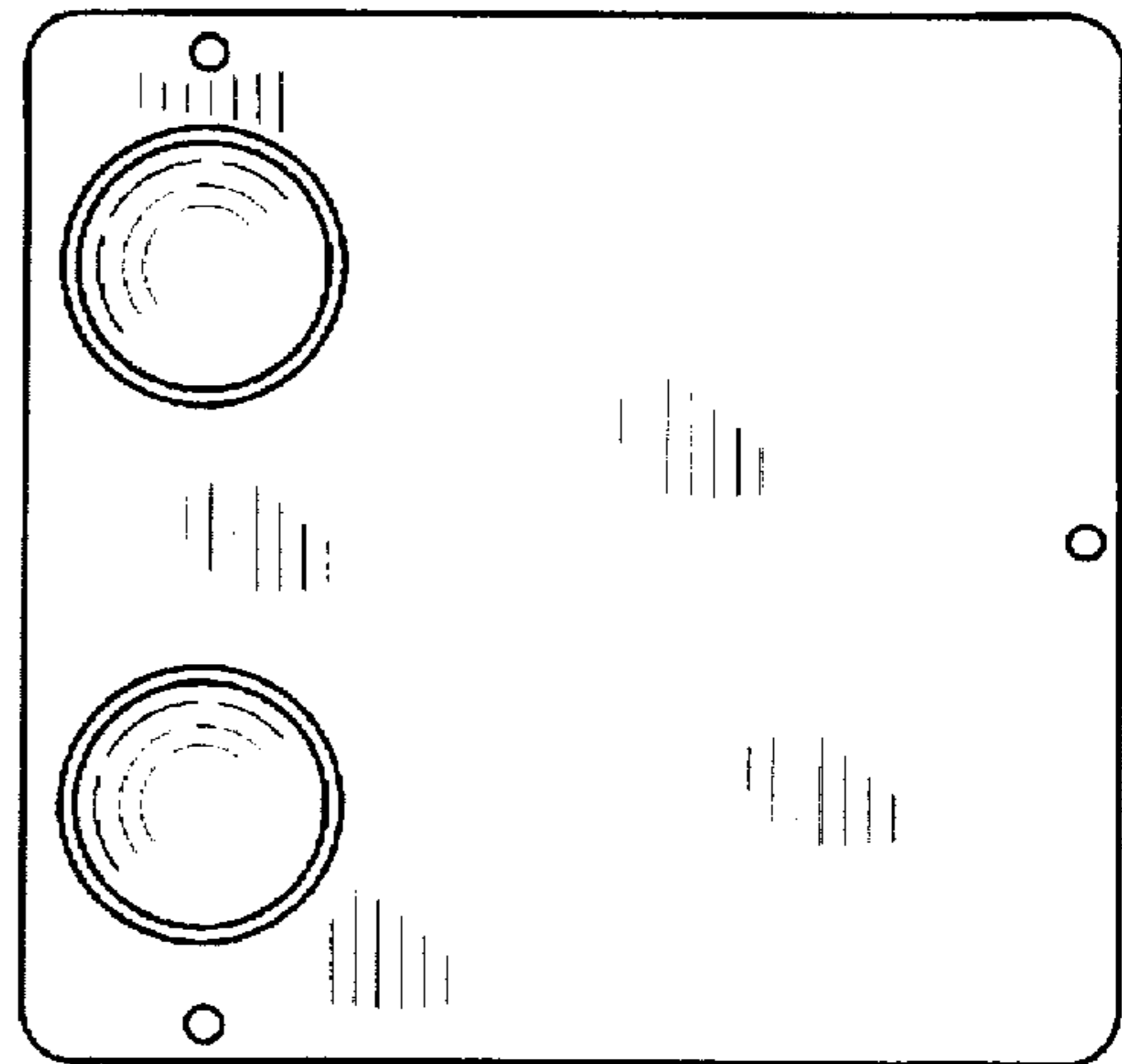


FIG. 3

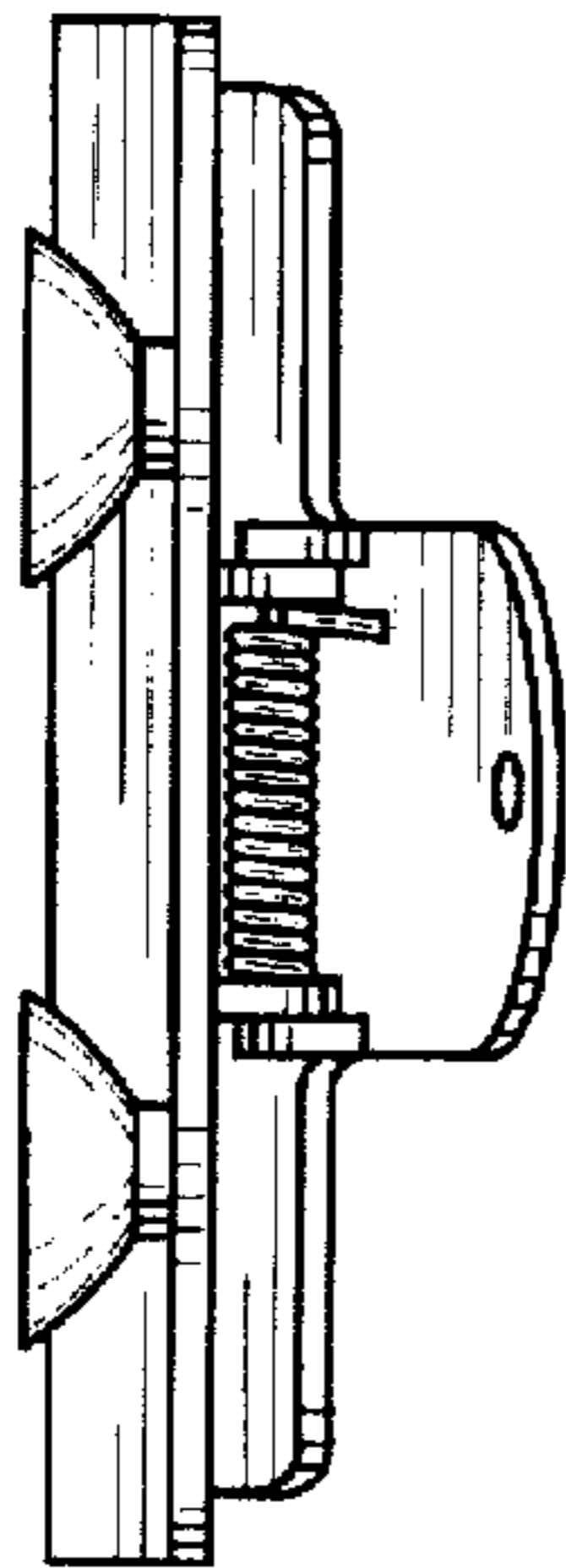


FIG. 4

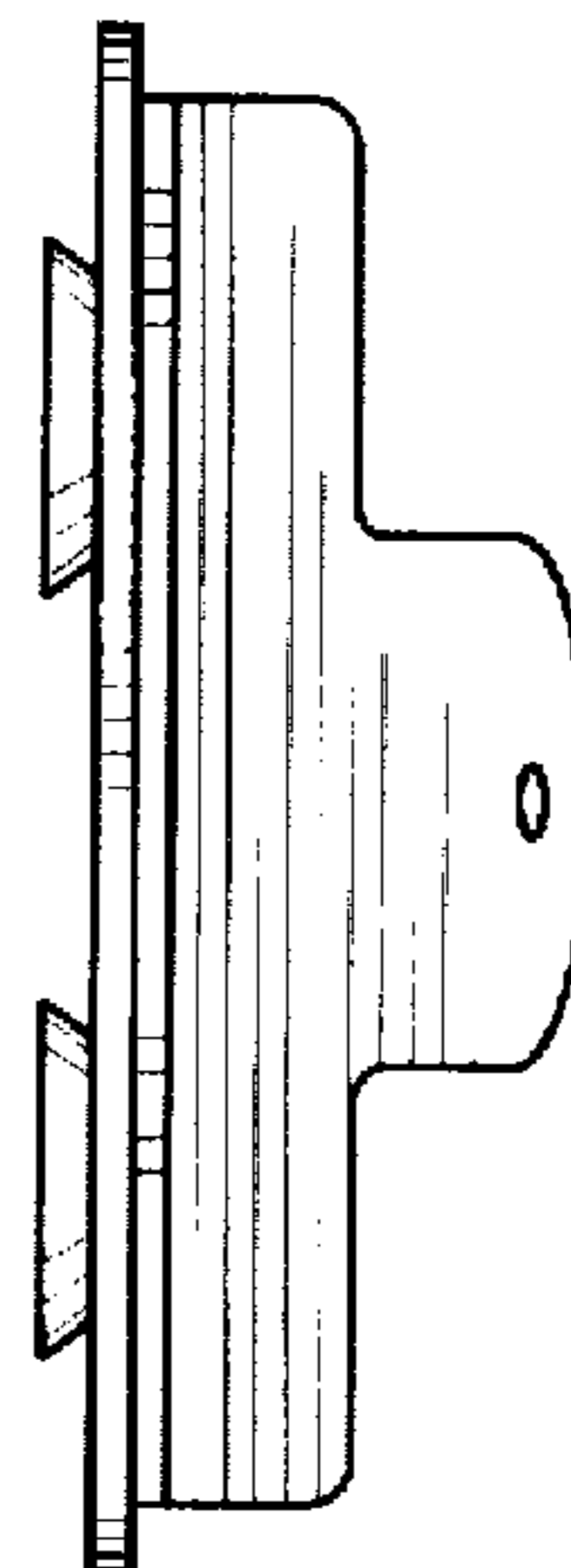


FIG. 5

