



US00D391146S

United States Patent [19] Cutler

[11] Patent Number: **Des. 391,146**

[45] Date of Patent: ****Feb. 24, 1998**

[54] **CONNECTING HOOK**

4,135,693 1/1979 Miavitz 248/304 X
5,584,455 12/1996 Artemi 248/301 X

[75] Inventor: **Robin Ellis Cutler**, Geraldine, New Zealand

Primary Examiner—Holly Baynham
Attorney, Agent, or Firm—Ross, Ross & Flavin

[73] Assignee: **Lynn River Limited**, Geraldine, New Zealand

[57] **CLAIM**

[**] Term: **14 Years**

The ornamental design for a connecting hook, as shown and described.

[21] Appl. No.: **68,288**

DESCRIPTION

[22] Filed: **Mar. 26, 1997**

FIG. 1 is a side view from the right of the connecting hook embodying the invention;

[30] **Foreign Application Priority Data**

Oct. 11, 1996 [NZ] New Zealand 27985

FIG. 2 is a side view from the left of the connecting hook of FIG. 1;

[51] LOC (6) Cl. **08-05**

[52] U.S. Cl. **D8/367**

FIG. 3 is a front view of the connecting hook of FIG. 1;

[58] Field of Search D8/367, 373, 382;

248/301, 304; 24/343, 318, 369

FIG. 4 is a back view of the connecting hook of FIG. 1;

FIG. 5 is a bottom view of the connecting hook of FIG. 1;

FIG. 6 is a top view of the connecting hook of FIG. 1; and,

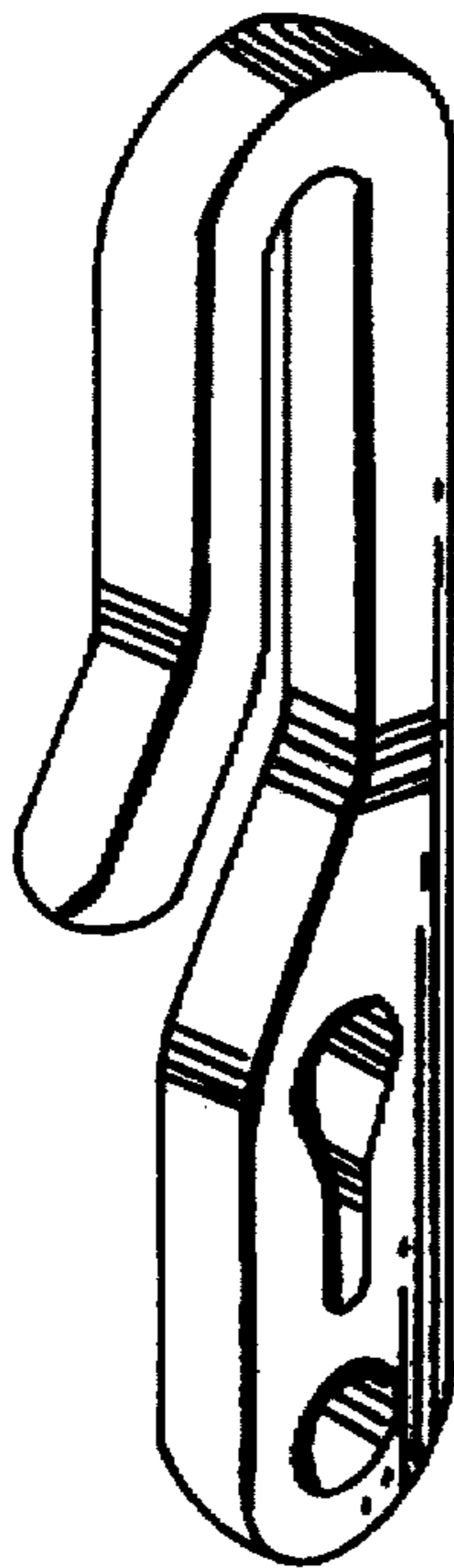
FIG. 7 is an isometric view from above of the connecting hood of FIG. 1.

[56] **References Cited**

U.S. PATENT DOCUMENTS

D. 266,374 10/1982 Drake D8/367 X

1 Claim, 3 Drawing Sheets






FIG. 2

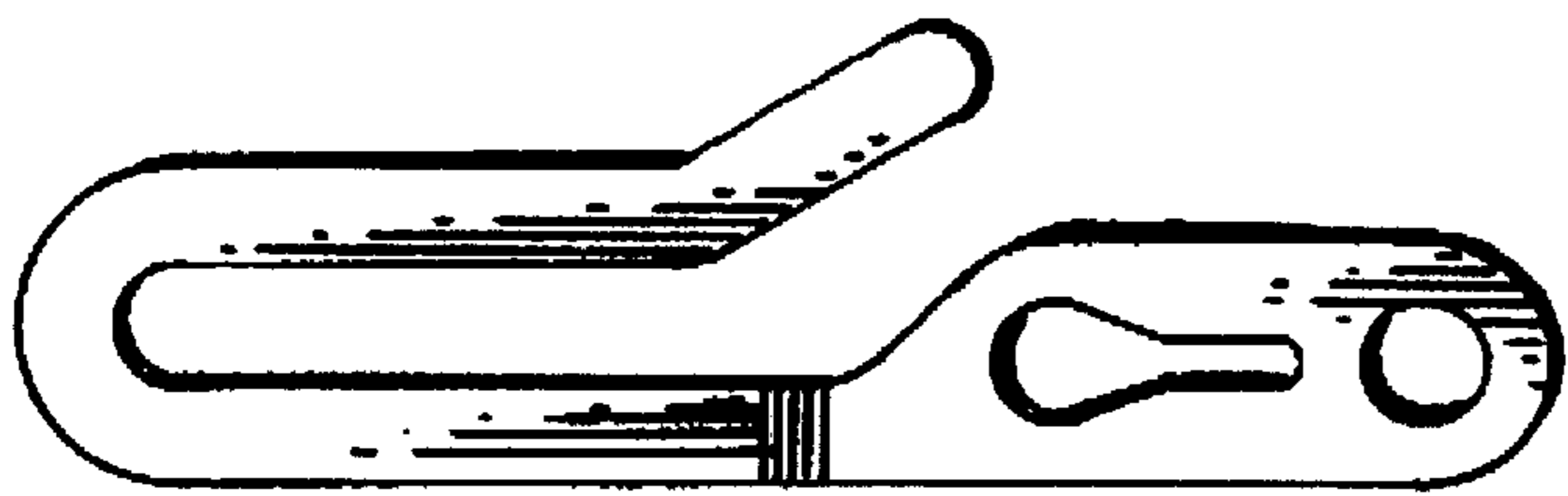


FIG. 1



FIG. 4



FIG. 6



FIG. 3



FIG. 5

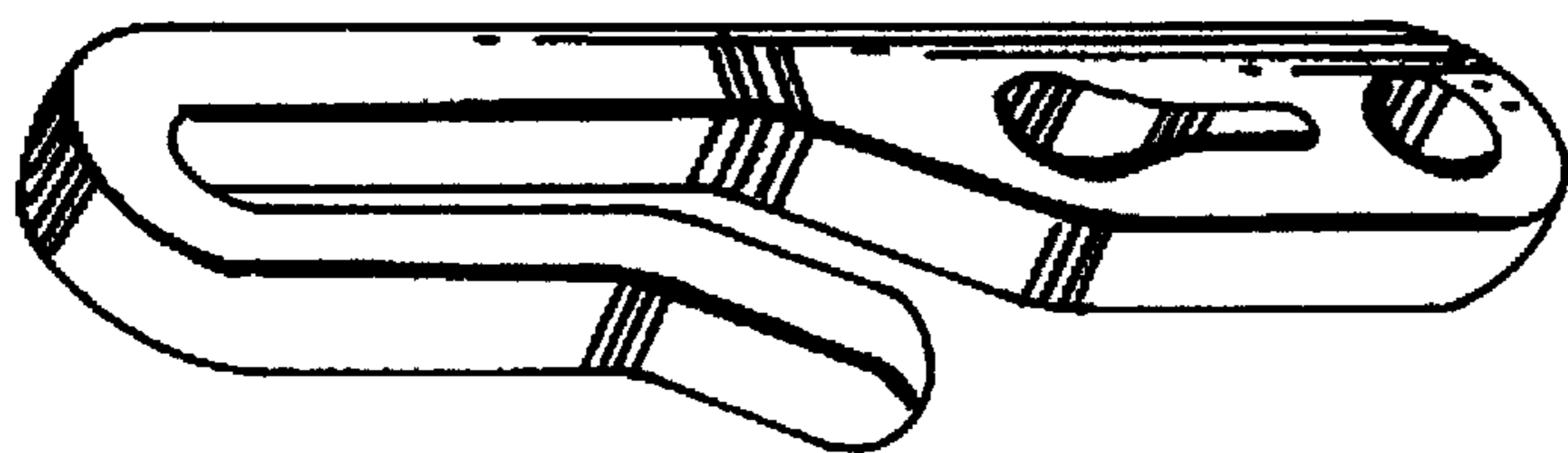


FIG. 7