



US00D391138S

# United States Patent [19] Schacht

[11] Patent Number: **Des. 391,138**

[45] Date of Patent: **\*\*Feb. 24, 1998**

[54] **DRAWER PULL**

[75] Inventor: **William F. Schacht**, Grand Rapids, Mich.

[73] Assignee: **Haworth, Inc.**, Holland, Mich.

[\*\*] Term: **14 Years**

[21] Appl. No.: **66,989**

[22] Filed: **Mar. 5, 1997**

[51] LOC (6) Cl. .... **08-06**

[52] U.S. Cl. .... **D8/317**

[58] Field of Search ..... D8/300, 315-320;  
16/110 R, 111 R, 124

[56] **References Cited**

**U.S. PATENT DOCUMENTS**

D. 80,927	4/1930	Weber	.....	D8/319
D. 161,268	12/1950	Jones	.....	D8/318
D. 175,751	10/1955	Aleks	.....	D8/317
D. 199,333	10/1964	Finley	.....	D8/316
2,086,489	7/1937	Bowersox	.....	16/110 R

**FOREIGN PATENT DOCUMENTS**

M9400240 7/1994 Germany .

*Primary Examiner*—B. J. Bullock  
*Attorney, Agent, or Firm*—Flynn, Thiel, Boutell & Tanis, P.C.


[57] **CLAIM**

The ornamental design for a drawer pull, as shown and described.

**DESCRIPTION**

FIG. 1 is a top front left perspective view showing the drawer pull of my design;  
FIG. 2 is a bottom rear left perspective view thereof;  
FIG. 3 is a top view thereof, the bottom view being a symmetrical view of the top view;  
FIG. 4 is a front view thereof;  
FIG. 5 is a rear view thereof; and,  
FIG. 6 is a left side view thereof, the right side view being a mirror image of the left side view.

**1 Claim, 2 Drawing Sheets**



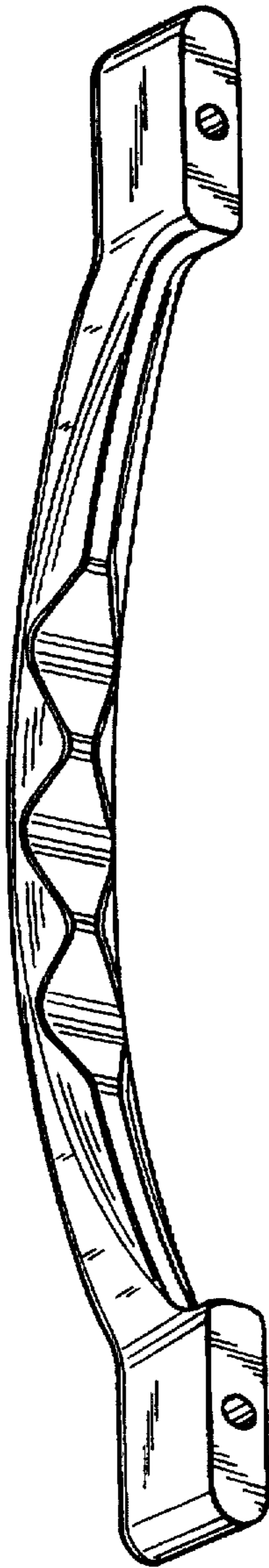


FIG. 2




FIG. 1

FIG. 3



FIG. 4



FIG. 6

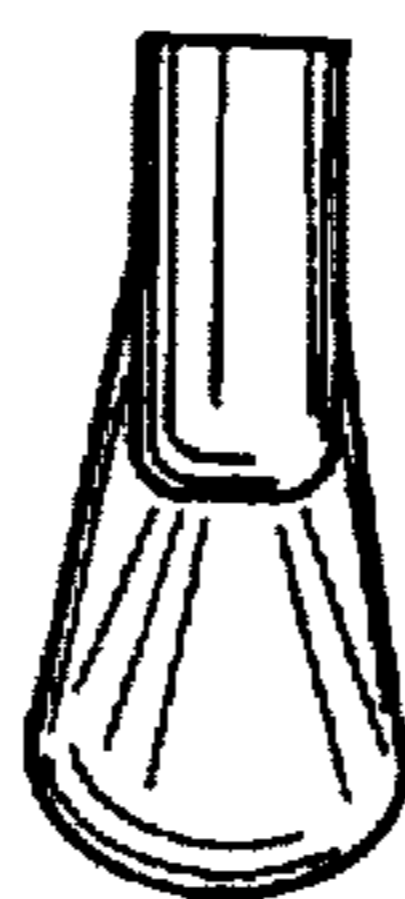


FIG. 5

