



US00D391127S

**United States Patent** [19]  
**Yeh**

[11] **Patent Number: Des. 391,127**  
[45] **Date of Patent: \*\*Feb. 24, 1998**

[54] **PRUNER HANDLE**

[76] **Inventor: Jui-Ju Yeh**, 14th Fl., No. 223, Sec. 5,  
Nanking E. Rd., Taipei, Taiwan

[\*\*] **Term: 14 Years**

[21] **Appl. No.: 73,230**

[22] **Filed: Jun. 25, 1997**

[51] **LOC (6) Cl. .... 08-01**

[52] **U.S. Cl. .... D8/5; D8/107**

[58] **Field of Search .... D8/5, 10, 107;**  
16/110 R, 11 R; 81/177.1, 489

[56] **References Cited**

**U.S. PATENT DOCUMENTS**

D. 299,410	1/1989	Baroni .....	D8/5 X
D. 323,769	2/1992	Ishida et al. ....	D8/5
D. 353,085	12/1994	Choi .....	D8/10
D. 359,426	6/1995	Her .....	D8/5

*Primary Examiner*—Holly Baynham

*Attorney, Agent, or Firm*—Morton J. Rosenberg; David I. Klein; Jun Y. Lee

[57] **CLAIM**

The ornamental design for a pruner handle, as shown.

**DESCRIPTION**

FIG. 1 is a front, right and bottom perspective view of a pruner handle showing my new design;

FIG. 2 is a front view thereof;

FIG. 3 is a rear view thereof;

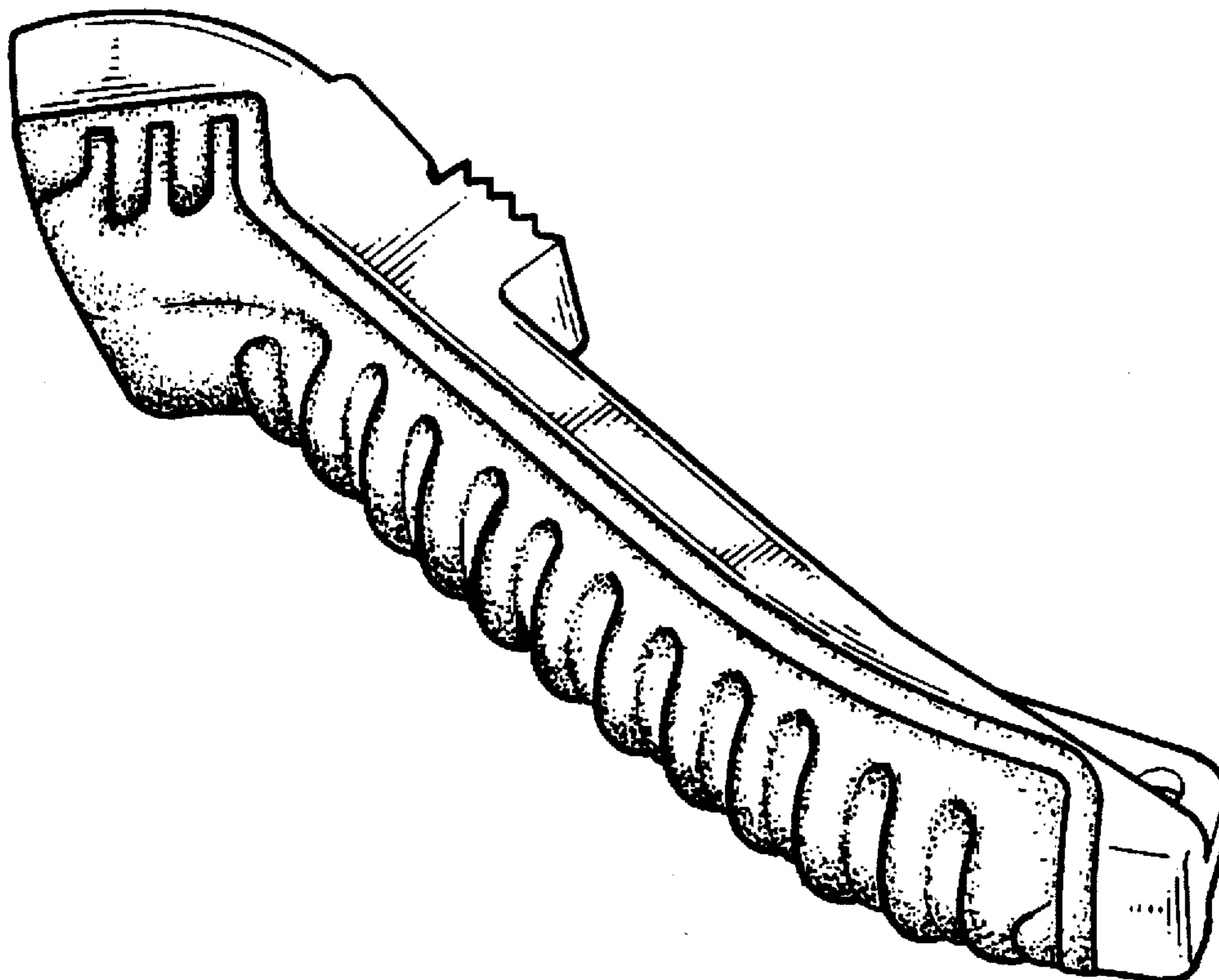
FIG. 4 is a top plan view thereof;

FIG. 5 is a bottom plan view thereof;

FIG. 6 is a right side elevational view thereof; and,

FIG. 7 is a left side elevational view thereof.

**1 Claim, 2 Drawing Sheets**



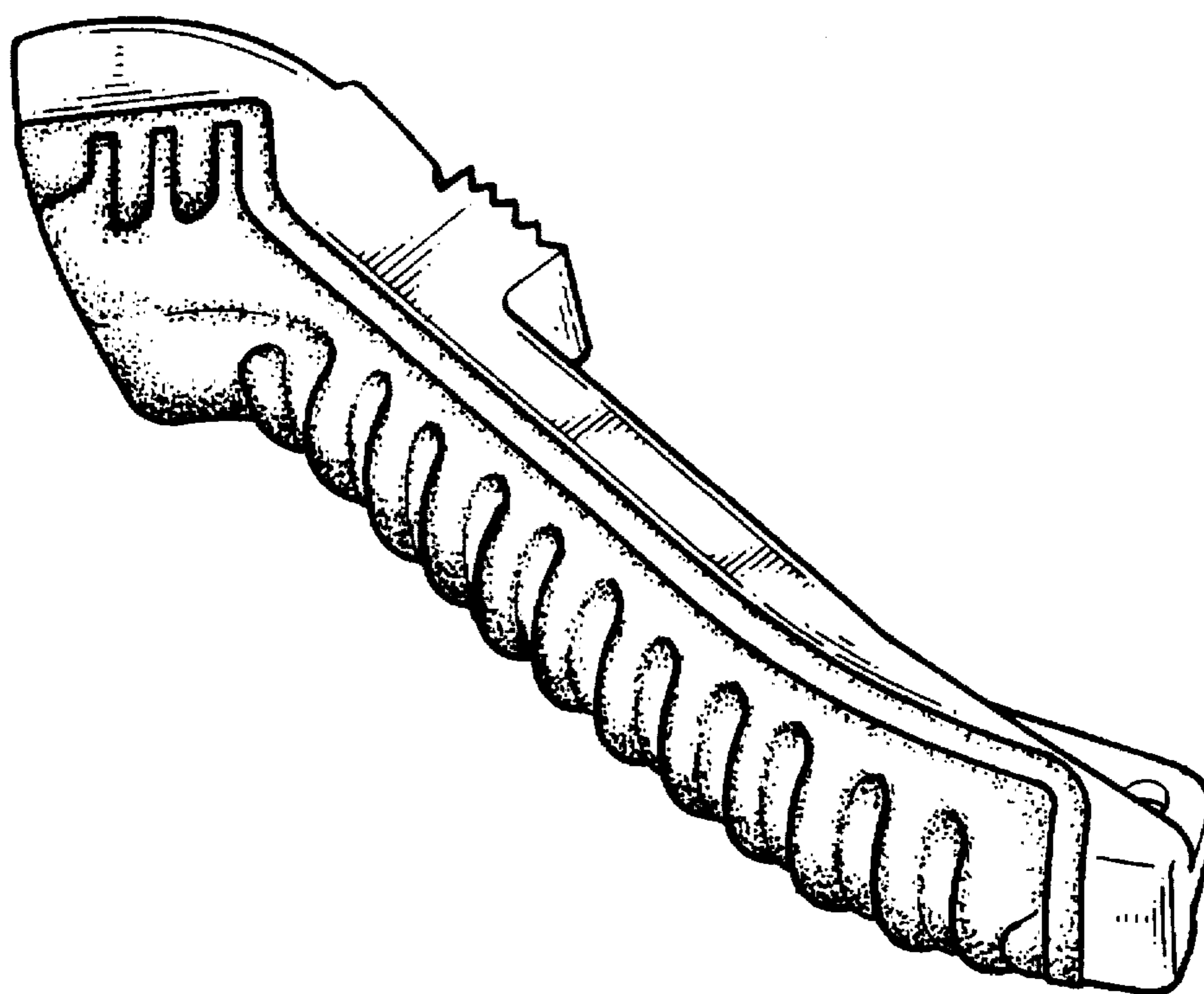


FIG. 1

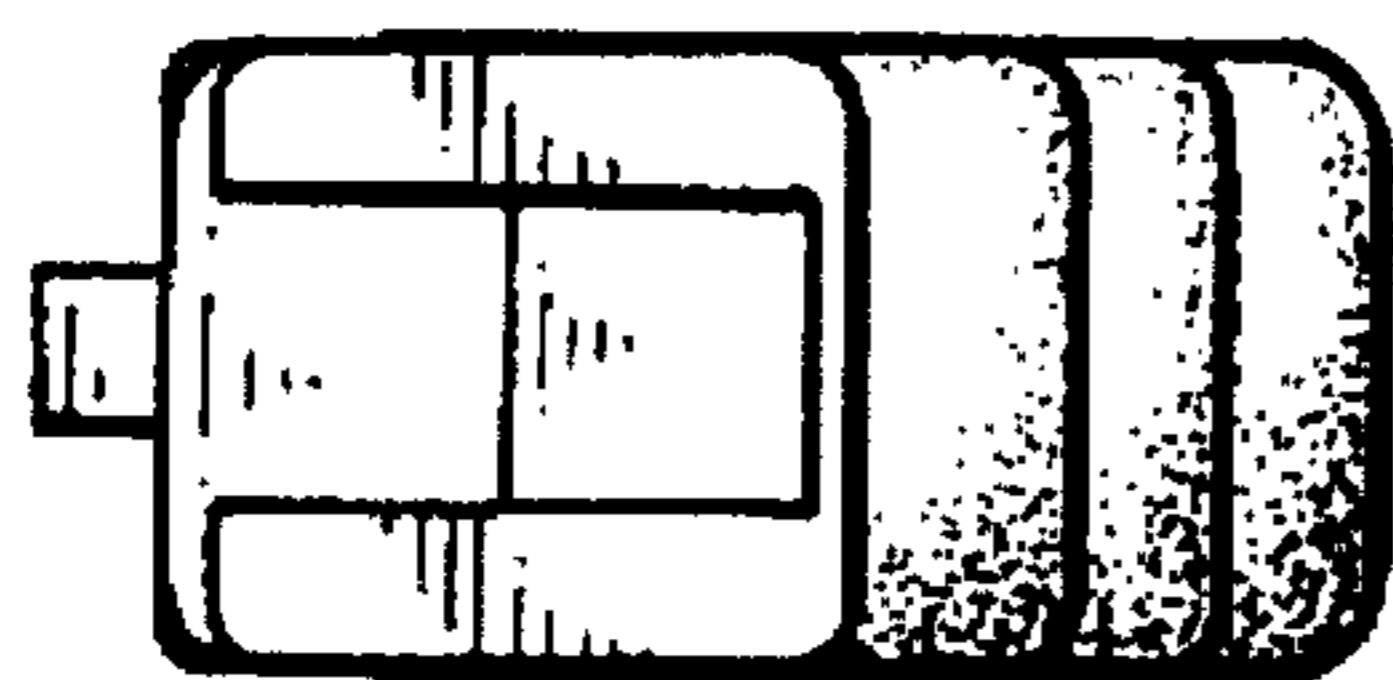


FIG. 4




FIG. 5



FIG. 2




FIG. 3

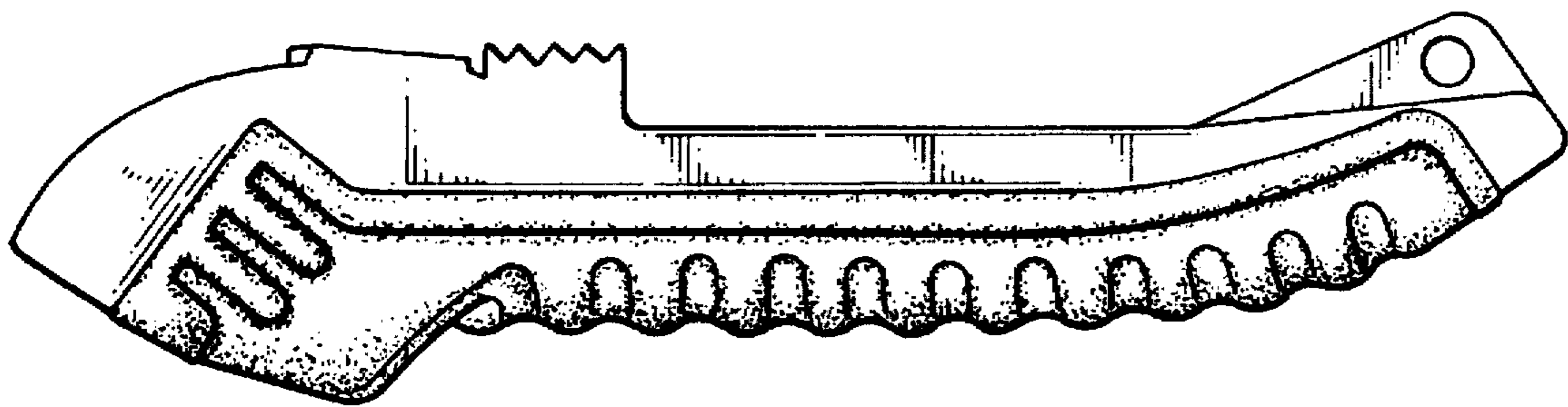


FIG. 6

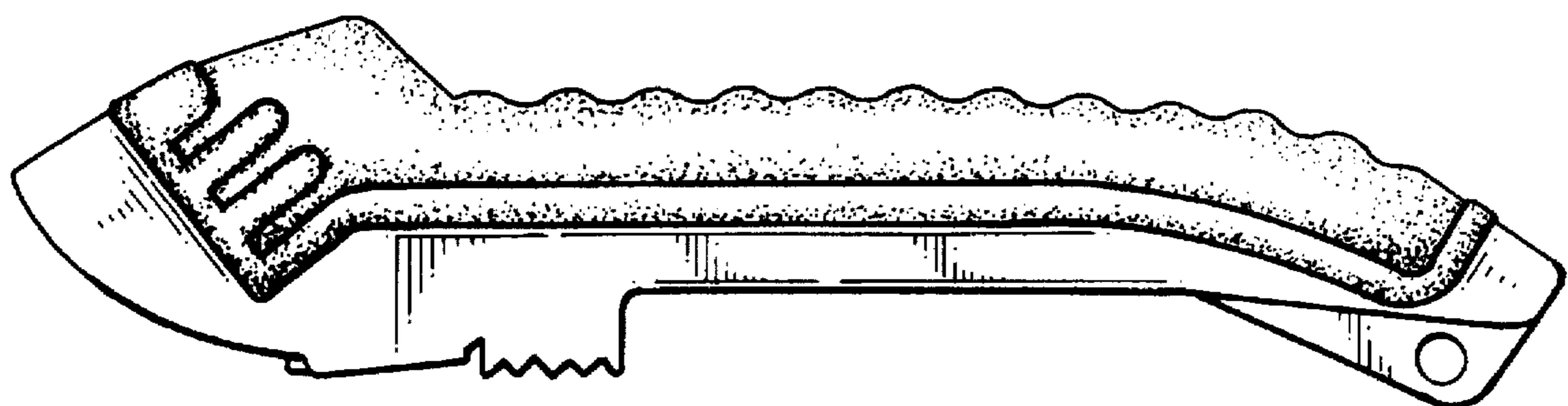


FIG. 7