



US00D391114S

United States Patent [19]

[11] Patent Number: **Des. 391,114**

Vinson et al.

[45] Date of Patent: ****Feb. 24, 1998**

[54] **FOUNTAIN DISPENSER MERCHANDISING SYSTEM**

[75] Inventors: **W. David Vinson**, Peachtree; **Angela D. Wessner**, Marietta, both of Ga.; **William C. Jackle**, Oak Park; **Jon A. Jepsen, Jr.**, Schaumburg, both of Ill.

[73] Assignee: **The Coca-Cola Company**, Atlanta, Ga.

[**] Term: **14 Years**

[21] Appl. No.: **56,976**

[22] Filed: **Jul. 12, 1996**

[51] LOC (6) Cl. **07-99**

[52] U.S. Cl. **D7/392; D7/397; D7/307; D7/308**

[58] Field of Search **D7/308, 307, 311, D7/300, 301, 392, 397; 222/129.1, 129.2, 129.3, 129.4; D9/307**

[56] **References Cited**

U.S. PATENT DOCUMENTS

D. 78,870	6/1929	Wohl	D7/301
D. 82,798	12/1930	Crosby	.	
D. 87,246	6/1932	Wagner	.	
D. 91,479	2/1934	Du Par	D7/301
D. 169,793	6/1953	Sieling	D7/301 X
D. 174,237	3/1955	Sieling	D7/301
220,419	10/1879	Rankin	D7/301 X
D. 227,876	7/1973	Stanley	D9/307
D. 271,877	12/1983	Hoff	D7/313 X

D. 275,924	10/1984	Andrews, Jr.	D7/306 X
D. 333,403	2/1993	Moyer, Jr. et al.	D7/308
D. 352,417	11/1994	Petroske et al.	D7/300 X
D. 362,581	9/1995	Rogers	D7/300 X
D. 371,713	7/1996	Credle, Jr.	D7/301
D. 372,393	8/1996	Credle, Jr.	D7/308 X
D. 375,649	11/1996	Henninger et al.	D7/301
D. 378,260	3/1997	Precelton	D7/301
5,305,924	4/1994	Groover et al.	.	
5,607,211	3/1997	Henninger et al.	D7/306 X

Primary Examiner—M. M. Pandozzi
Attorney, Agent, or Firm—Thomas R. Boston

[57] **CLAIM**

The ornamental design for a fountain dispenser merchandising system, as shown and described.

DESCRIPTION

FIG. 1 is a top, front, right side perspective view of a fountain dispenser merchandising system showing our new design;

FIG. 2 is a view identical to FIG. 1 but without any fountain dispenser present;

FIG. 3 is a front elevational view thereof;

FIG. 4 is a rear elevational view thereof;

FIG. 5 is a left side elevational view thereof;


FIG. 6 is a right side elevational view thereof;

FIG. 7 is a top plan view thereof; and,

FIG. 8 is a bottom plan view thereof.

The broken lines in FIGS. 1, 2, 3, 5, and 6 are for illustrative purposes only and form no part of the claimed design.

1 Claim, 8 Drawing Sheets






FIG. 1




FIG. 2

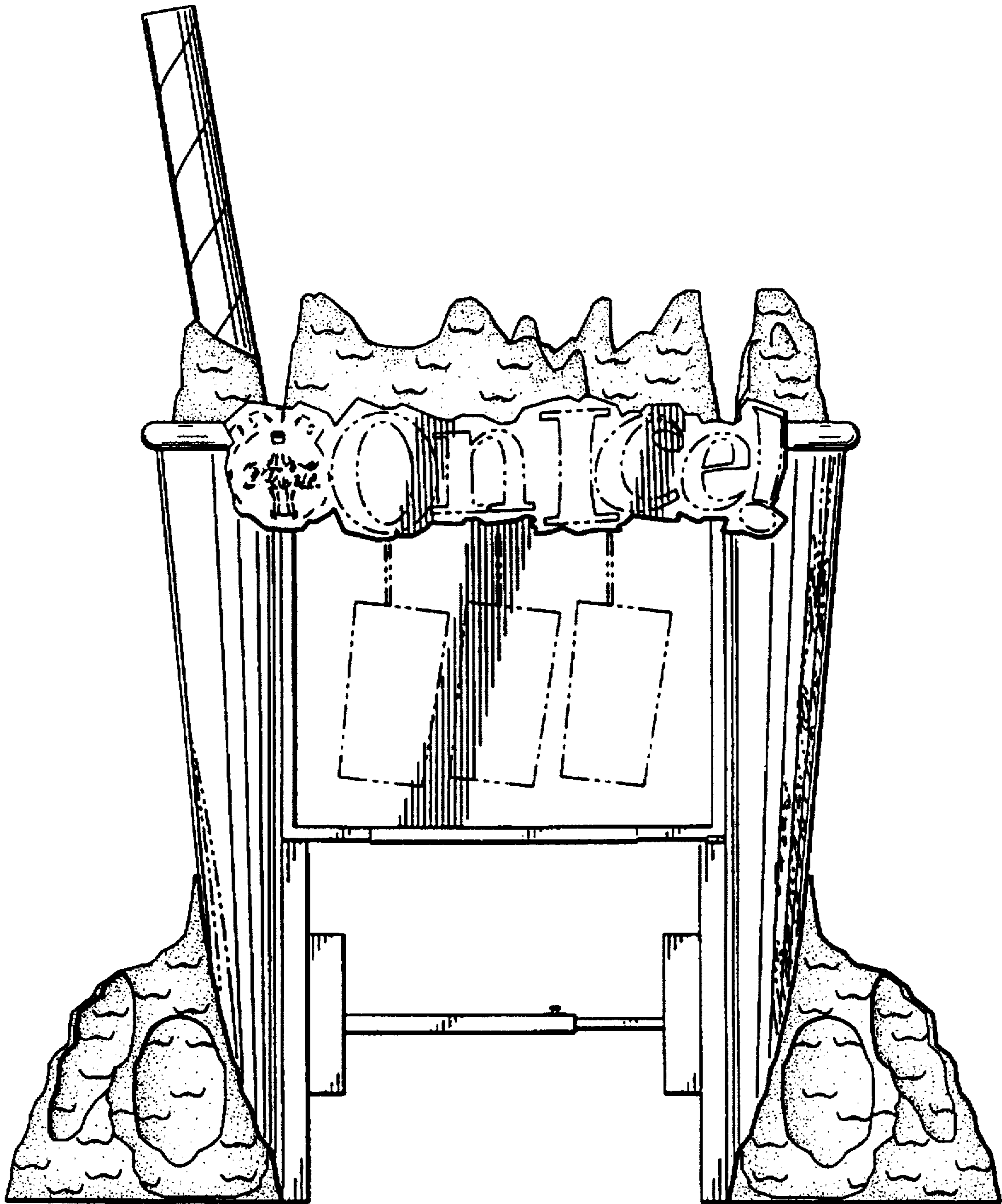


FIG. 3

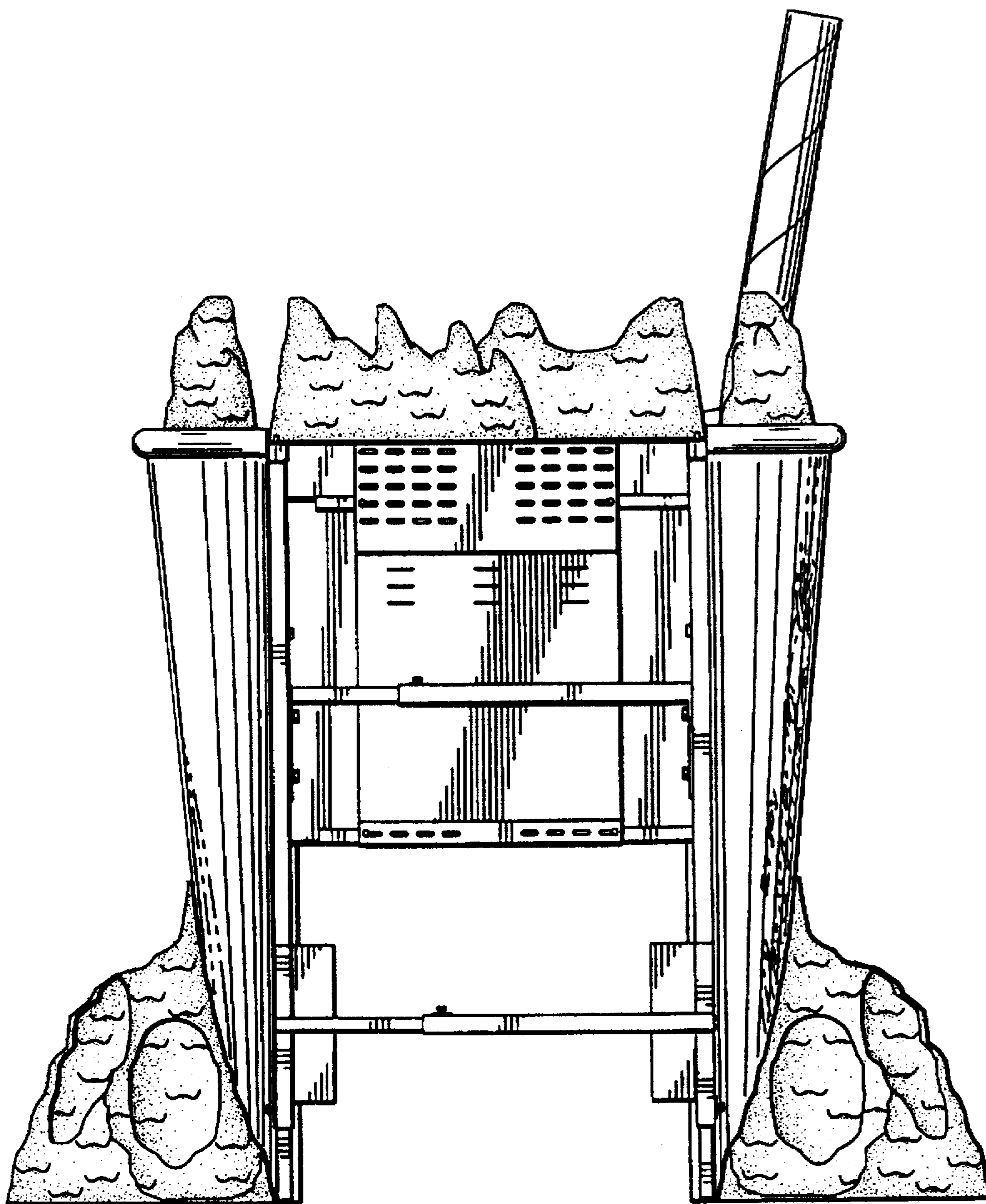


FIG. 4




FIG. 5




FIG. 6

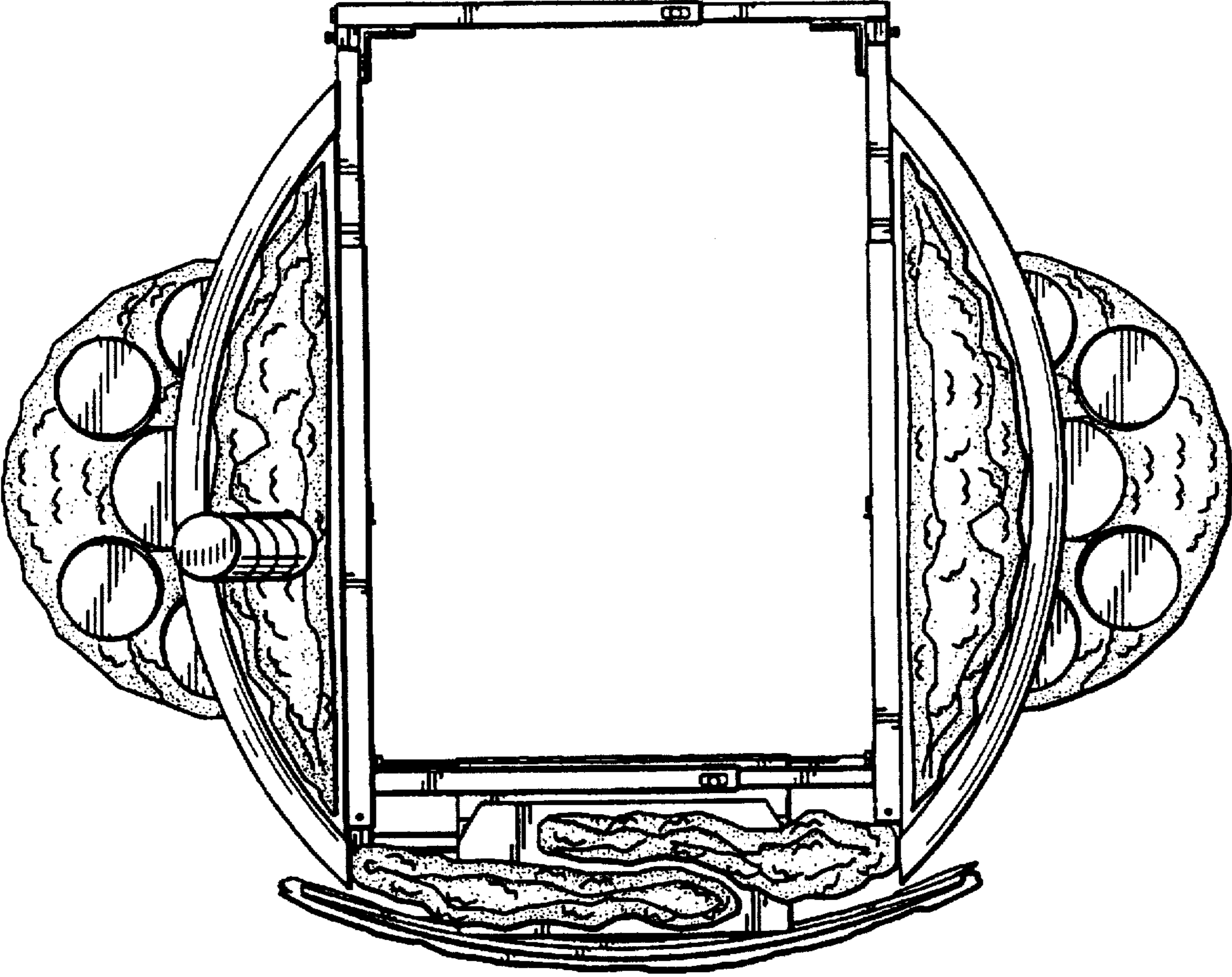


FIG. 7

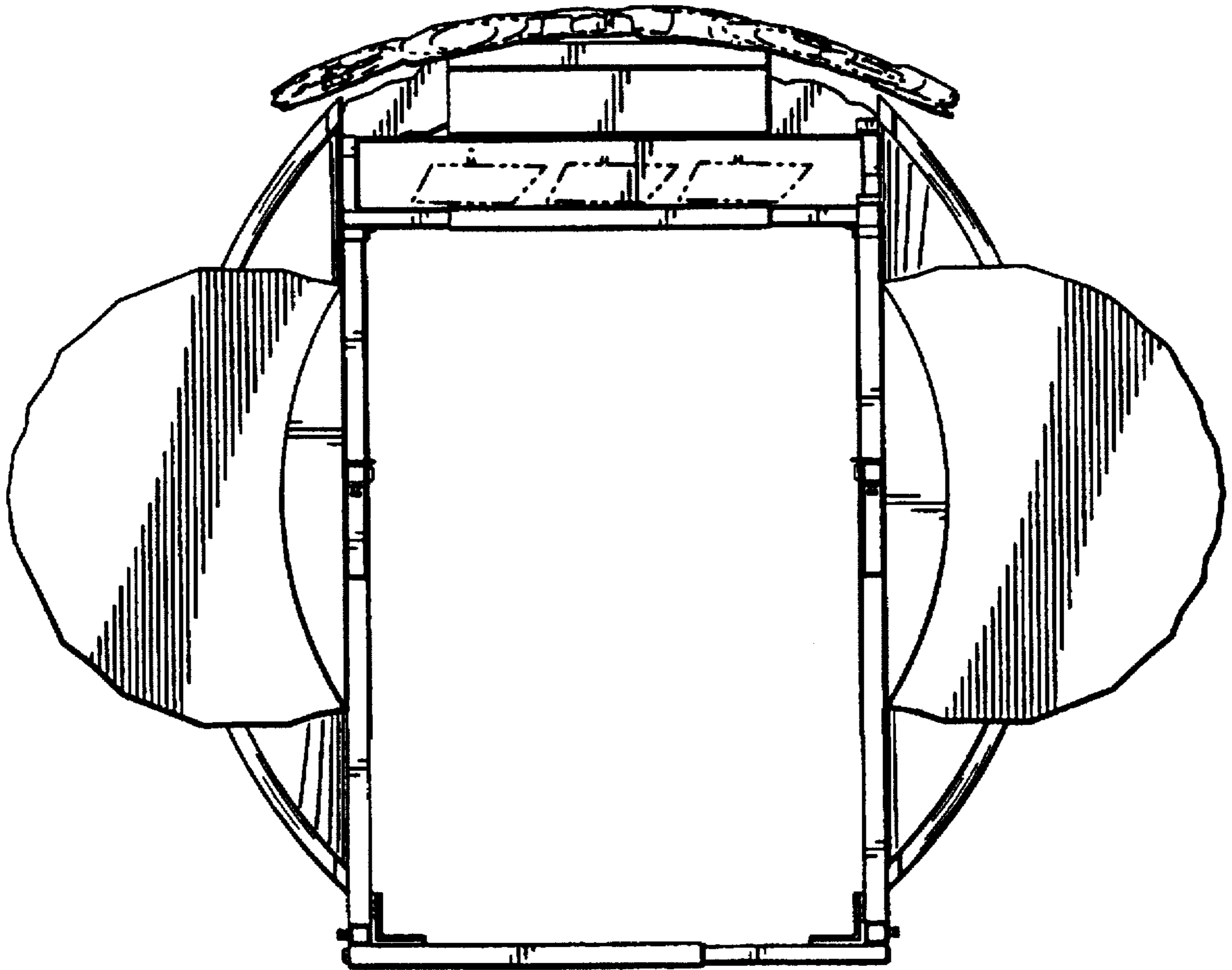


FIG. 8