



US00D391103S

United States Patent [19]
Robertson

[11] **Patent Number: Des. 391,103**
[45] **Date of Patent: **Feb. 24, 1998**

[54] **UPRIGHT SUPPORT FOR SHELVES OR THE LIKE**

[75] **Inventor: James D. Robertson, Atlanta, Ga.**

[73] **Assignee: The Mead Corporation, Dayton, Ohio**

[**] **Term: 14 Years**

[21] **Appl. No.: 55,735**

[22] **Filed: Apr. 26, 1996**

[51] **LOC (6) Cl. 06-04**

[52] **U.S. Cl. D6/509**

[58] **Field of Search** D6/491, 492, 494, D6/495, 499, 484-490, 509-511, 480; 211/134, 153, 176, 190, 194, 40; 248/163.1, 235, 247, 250, 188, 188.1; 108/108, 144, 147, 153, 156, 161; 312/351.3, 351.7, 351.8

[56] **References Cited**

U.S. PATENT DOCUMENTS

- D. 178,408 7/1956 Konkle D6/495
- D. 284,245 6/1986 Santner D6/491
- D. 286,719 11/1986 Ferdinand D6/511
- D. 314,299 2/1991 Diffrient D6/495

- D. 352,621 11/1994 Goldring et al. D6/495
- D. 354,410 1/1995 Goldring et al. D6/495
- D. 357,607 4/1995 Nilsson D6/495
- 3,527,353 9/1970 Farren 211/40
- 4,429,889 2/1984 Westra 280/79.1 A
- 4,463,684 8/1984 Klungle et al. 108/91
- 5,394,997 3/1995 Gollob 211/187

Primary Examiner—James Gandy
Assistant Examiner—Linda Brooks
Attorney, Agent, or Firm—Tsugihiko Suzuki

[57] **CLAIM**

The ornamental design for an upright support for shelves or the like, as shown and described.

DESCRIPTION

FIG. 1 is a perspective view of an upright support for shelves or the like showing my new design;
FIG. 2 is a left side elevation view thereof;
FIG. 3 is a front elevation view thereof;
FIG. 4 is a top plan view thereof;
FIG. 5 is a rear elevation view thereof;
FIG. 6 is a right side elevation view thereof; and,
FIG. 7 is a bottom plan view thereof.

1 Claim, 2 Drawing Sheets

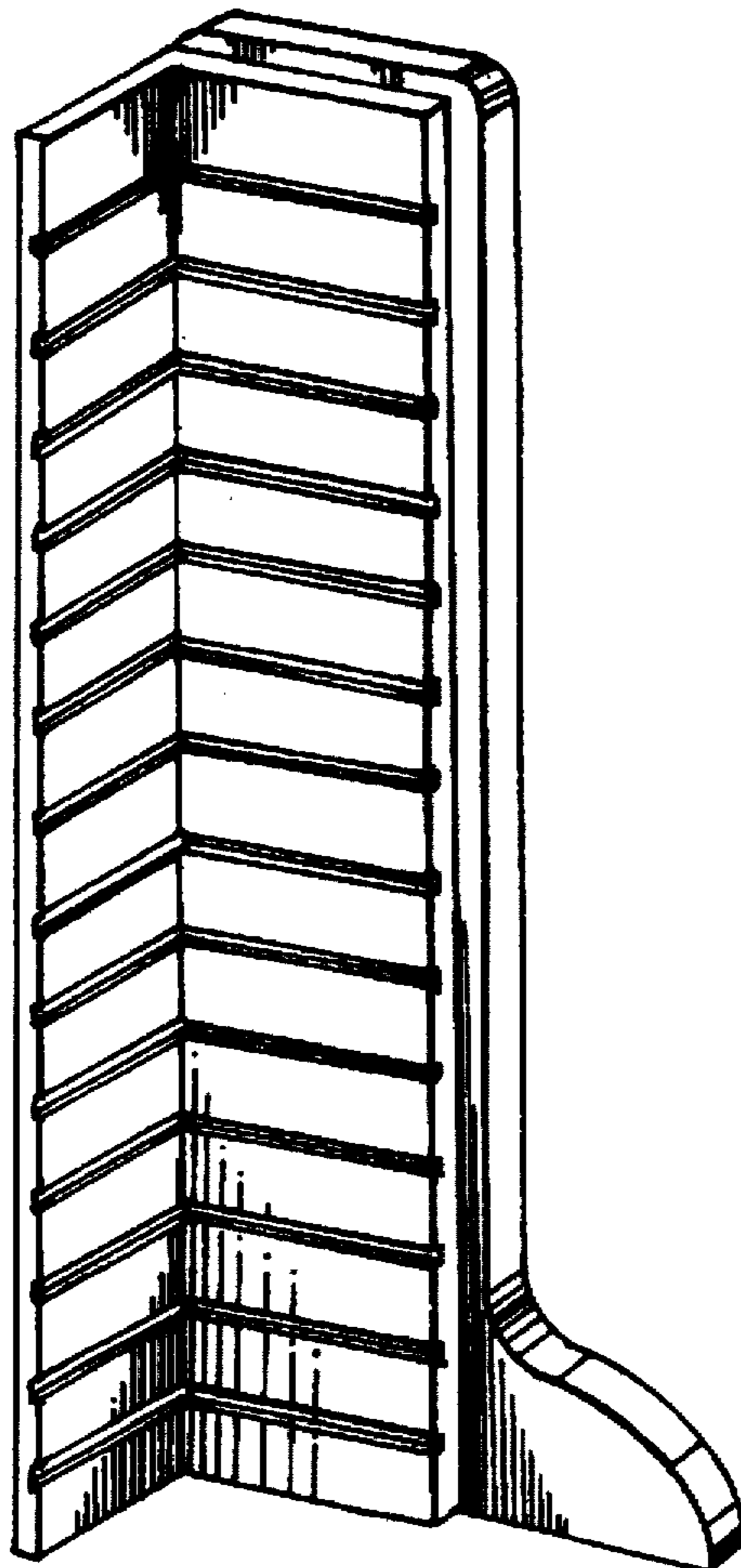


FIG. 1

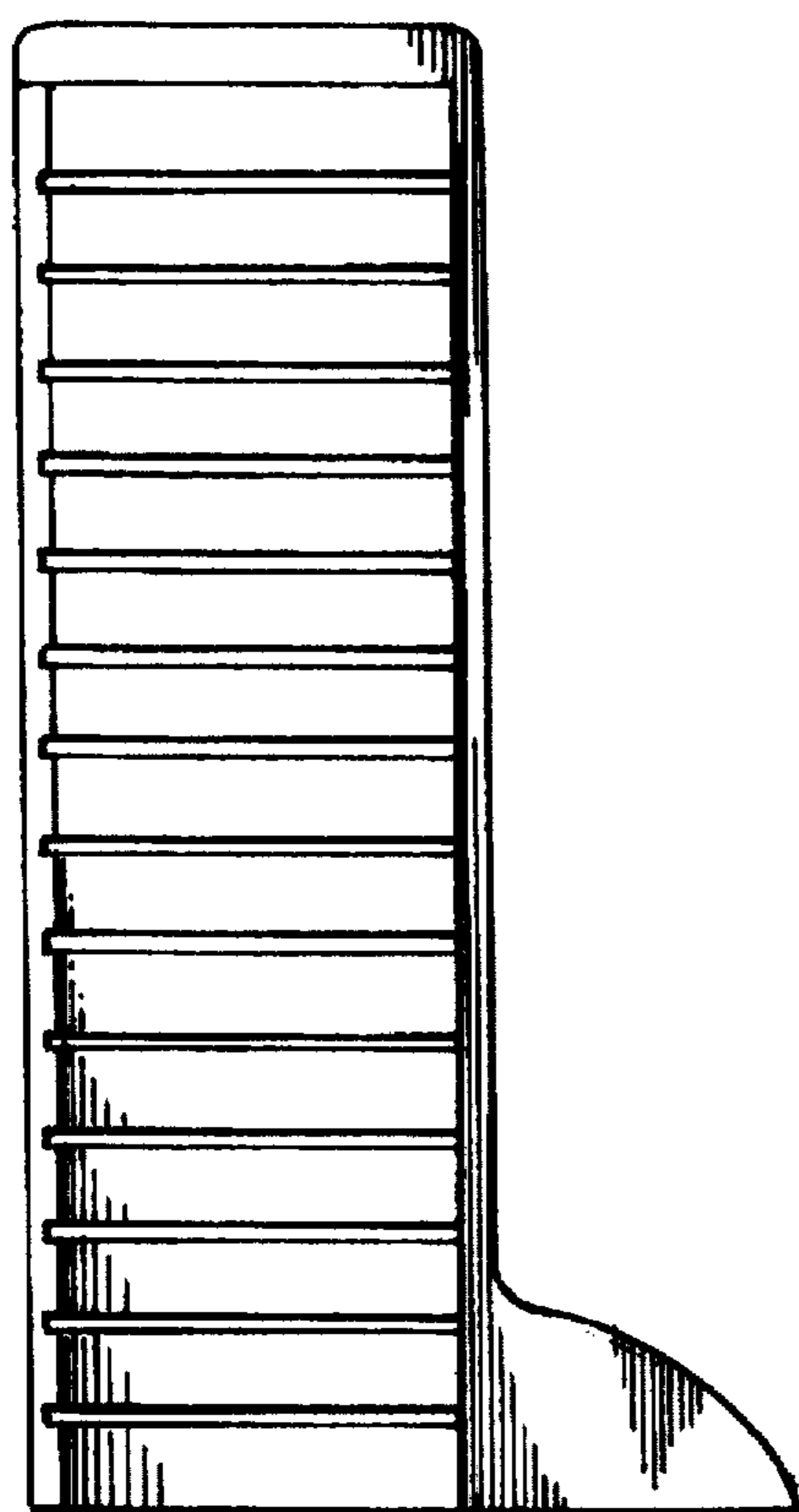
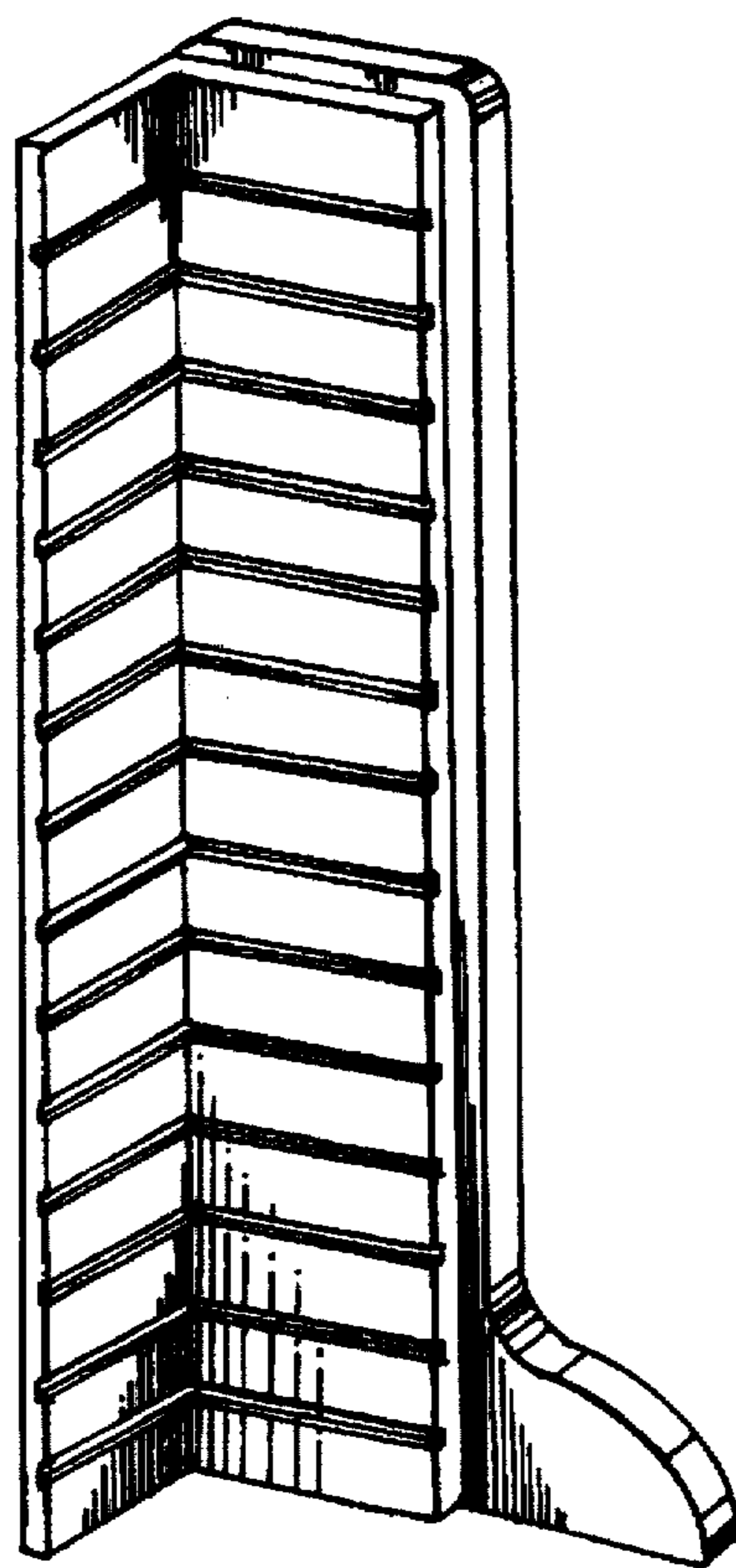


FIG. 2

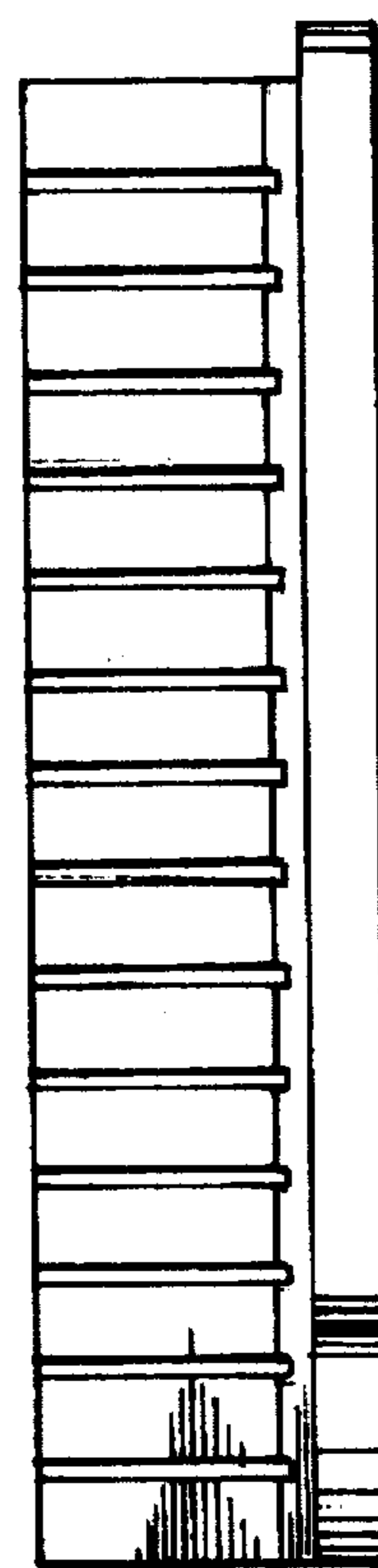


FIG. 3

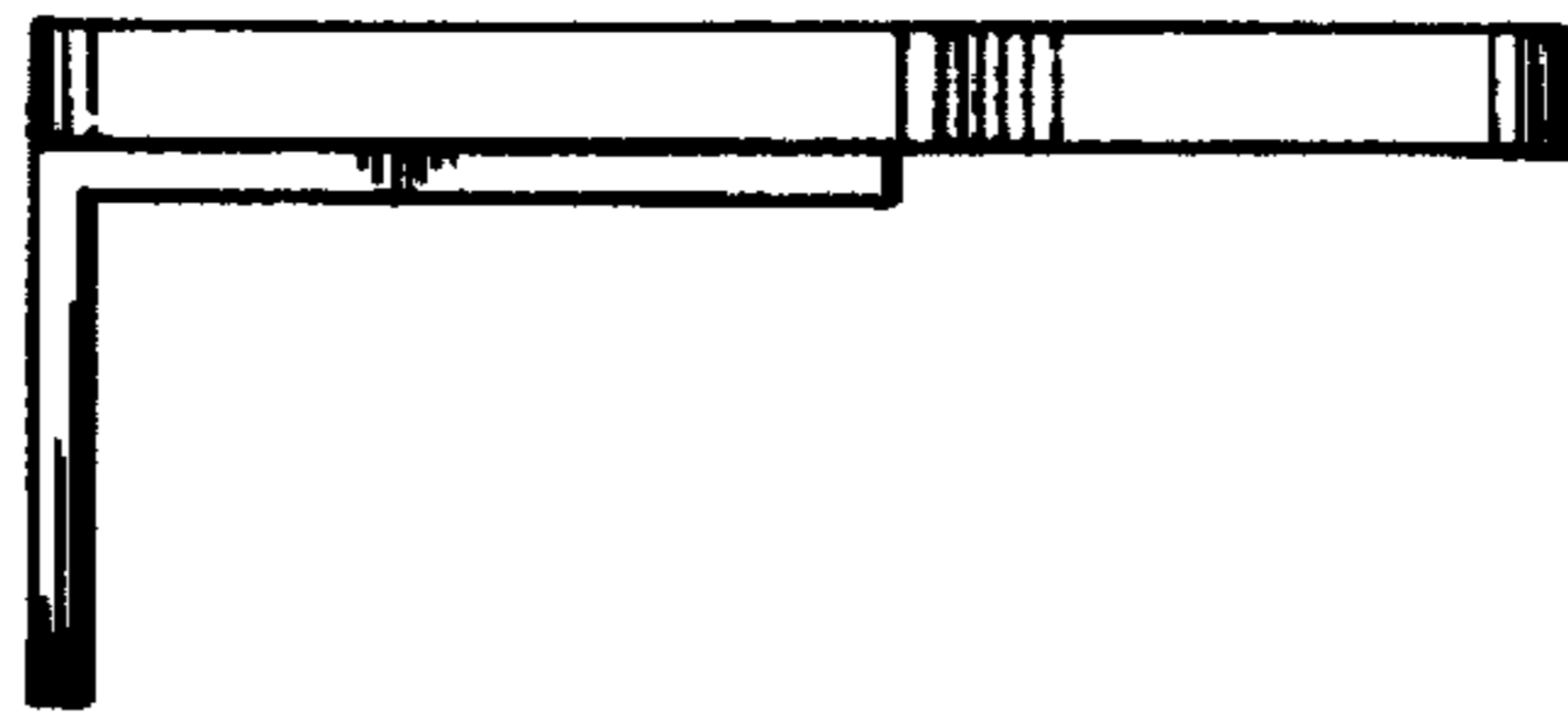


FIG. 4




FIG. 5




FIG. 6



FIG. 7