



US00D391100S

United States Patent [19]
Hawkersmith

[11] **Patent Number: Des. 391,100**
[45] **Date of Patent: **Feb. 24, 1998**

[54] **DISPLAY STAND**
[76] Inventor: **Randy L. Hawkersmith**, 204 N.
Washington St., Tullahoma, Tenn. 37388
[**] Term: **14 Years**
[21] Appl. No.: **60,930**
[22] Filed: **Oct. 10, 1996**
[51] LOC (6) Cl. **06-04**
[52] U.S. Cl. **D6/472**
[58] Field of Search D6/472, 470, 466,
D6/455, 457; 428/13, 14, 542.4; 309/307,
337; D21/208, 234; D7/610; D11/131, 157;
312/284, 126, 127; D30/102; 206/769,
770, 774, 457, 525; 220/770, 771; 40/800,
411; D9/431, 418; 248/114

1,661,361 3/1928 Cooley 312/284 X
5,227,205 7/1993 Dubrow et al. 428/13

Primary Examiner—James Gandy
Assistant Examiner—Linda Brooks
Attorney, Agent, or Firm—Waddey & Patterson; I. C.
Waddey, Jr.

[57] **CLAIM**

The ornamental design for a display stand, as shown and described.

DESCRIPTION

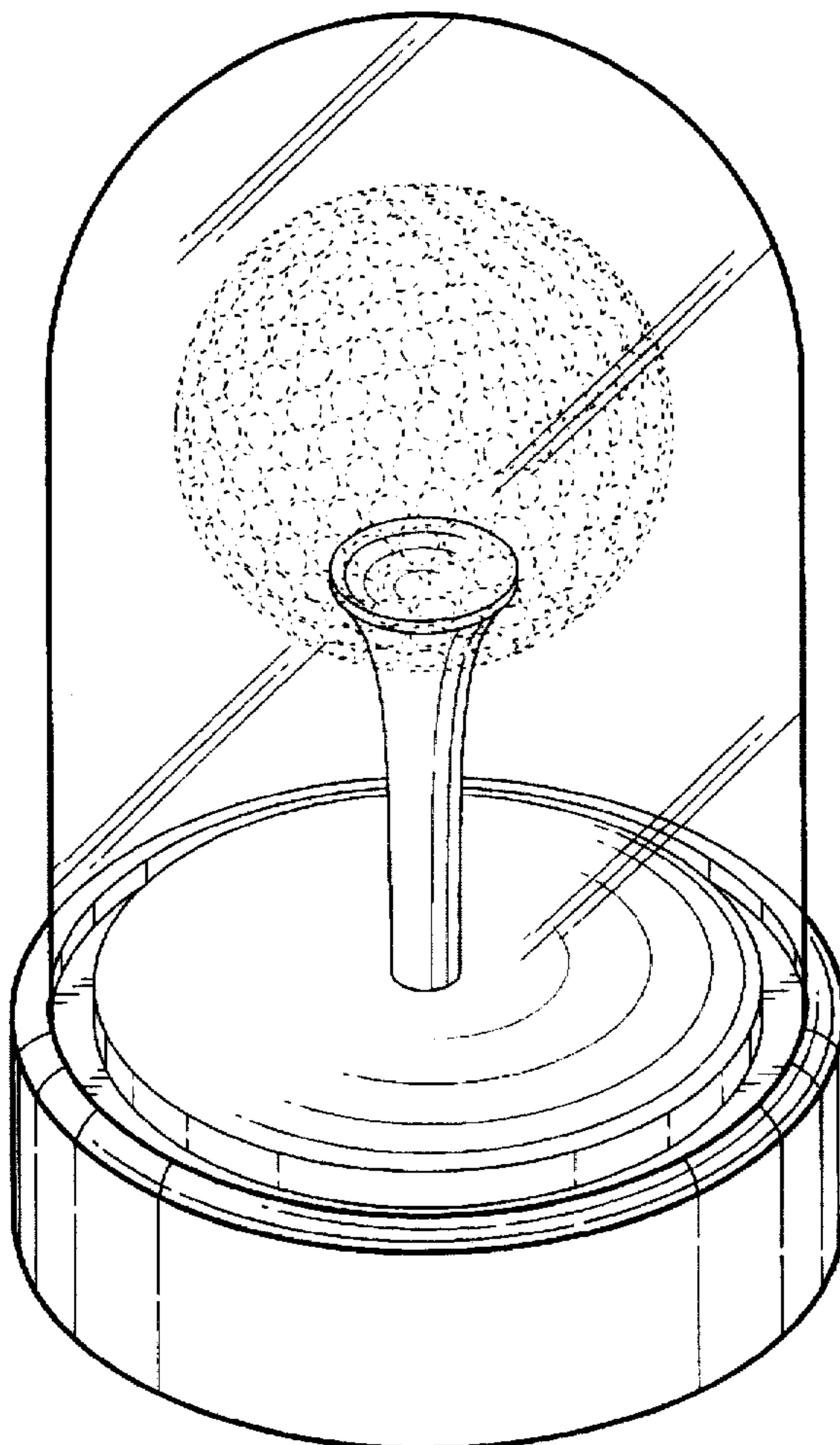
FIG. 1 is a perspective view of the display stand of the present design;
FIG. 2 is a top view of the display stand of the present design;
FIG. 3 is a side view of the display stand of the present design, all sides being the same; and,
FIG. 4 is a bottom view of the display stand of the present design.
The broken line illustration of a golf ball in FIG. 1 is for illustrative purposes only and forms no part of the claimed design.

[56] **References Cited**

U.S. PATENT DOCUMENTS

D. 260,864 9/1981 Perry D11/157
D. 370,372 6/1996 Kraft D6/470
D. 378,057 2/1997 Dikowitz D9/418
D. 378,117 2/1997 Aleamoni D21/234

1 Claim, 2 Drawing Sheets



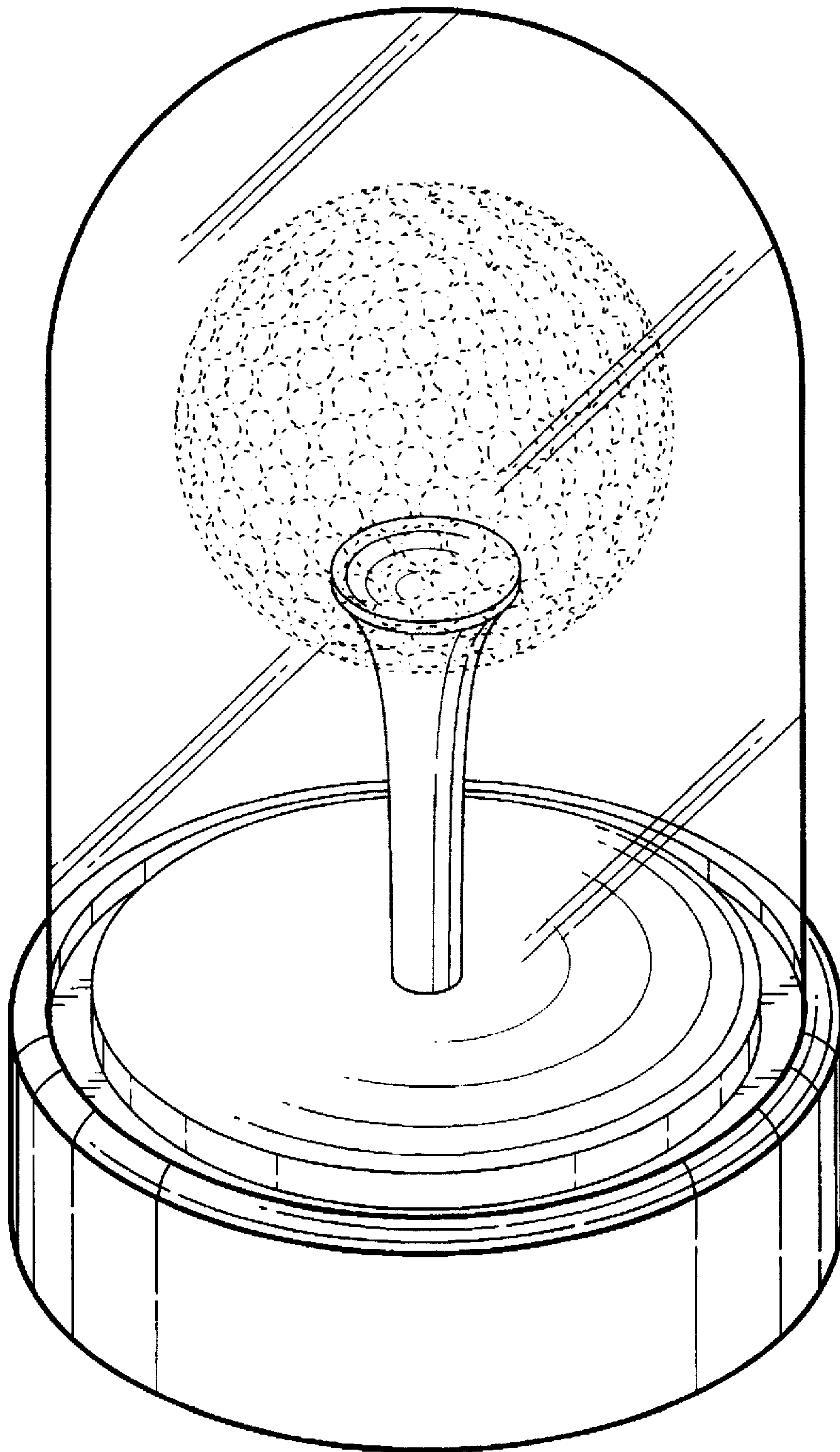


FIG. 1

FIG. 2

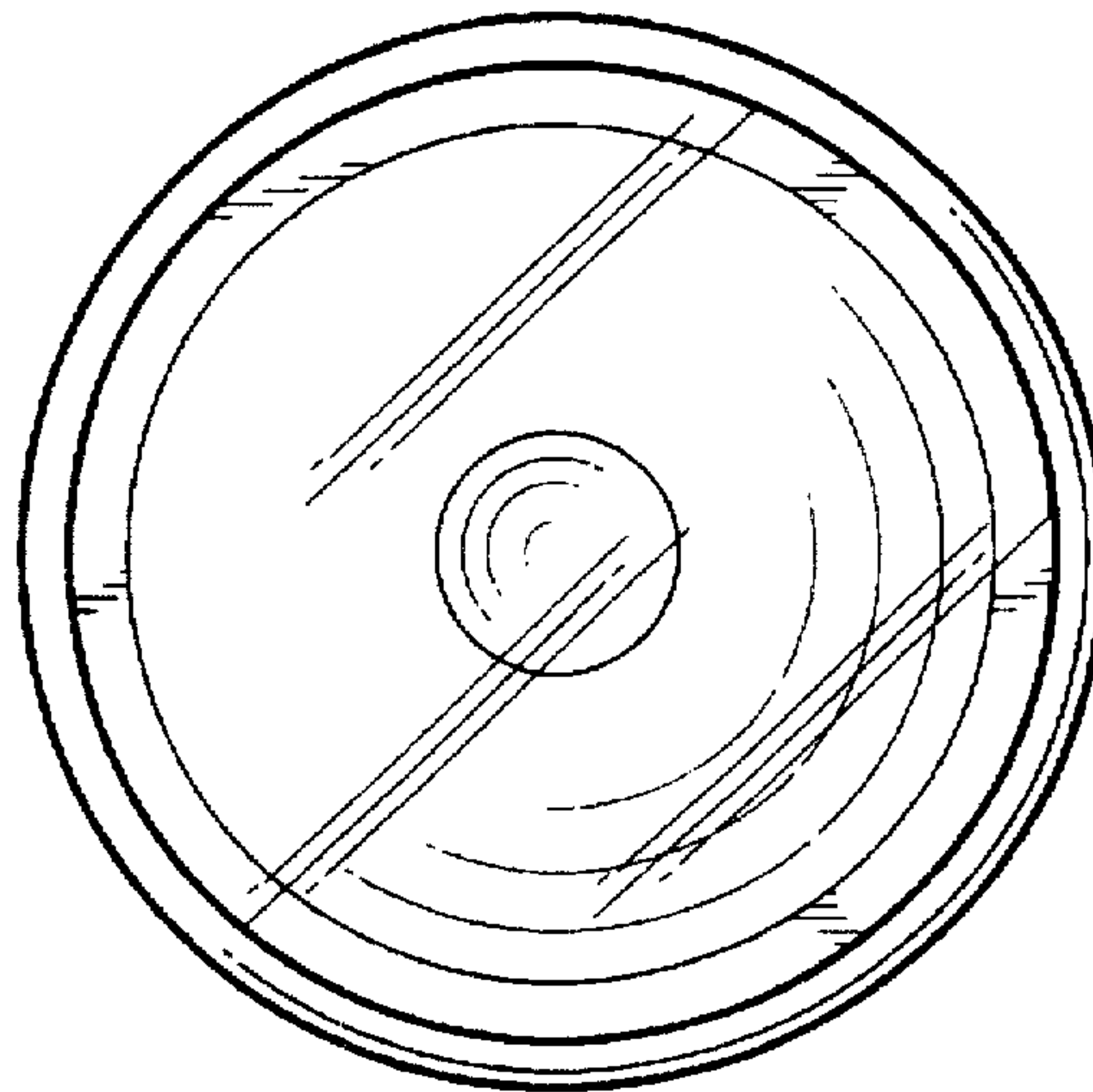


FIG. 3

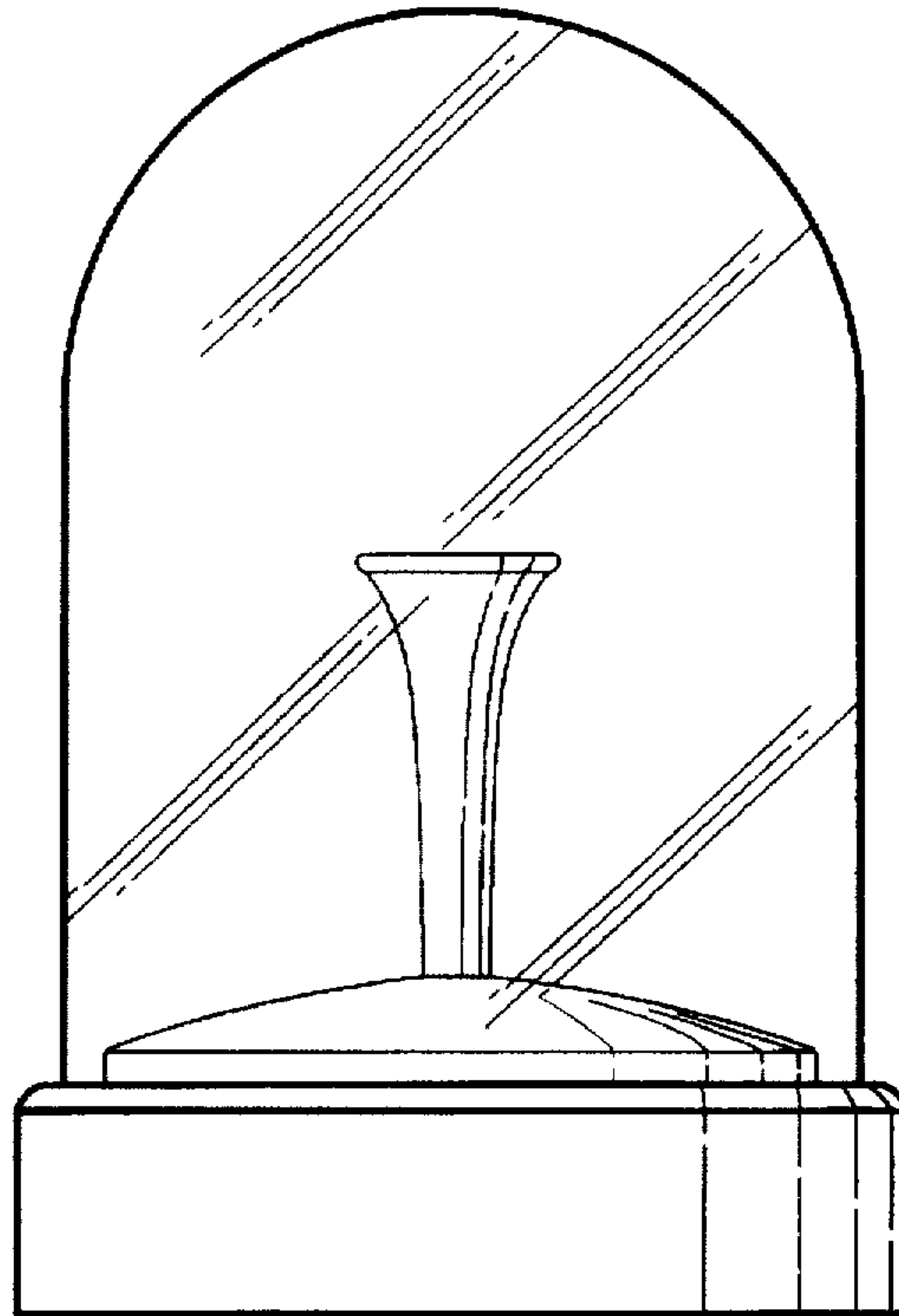


FIG. 4

