



US00D391095S

United States Patent [19]

Walters, III et al.

[11] Patent Number: **Des. 391,095**

[45] Date of Patent: ****Feb. 24, 1998**

[54] **BEDSTEAD**

[75] Inventors: **Guy A. Walters, III; Charles C. Cain,**
both of High Point, N.C.

[73] Assignee: **Thomasville Furniture Industries,**
Inc., Thomasville, N.C.

[**] Term: **14 Years**

[21] Appl. No.: **61,161**

[22] Filed: **Oct. 17, 1996**

[51] **LOC (6) Cl. 06-01**

[52] **U.S. Cl. D6/389; D6/393**

[58] **Field of Search D6/382, 383, 388,**
D6/389, 392-395, 505-508; 5/53.1, 279.1,
280, 281, 113, 414, 907

[56] **References Cited**

U.S. PATENT DOCUMENTS

D. 598	10/1853	Barth	D6/389
D. 24,302	5/1895	Wiessner .	
D. 29,284	8/1898	Peters .	
D. 29,552	10/1898	Kimball .	
D. 30,017	1/1899	Wiessner .	
D. 86,064	9/1932	Squires .	
D. 225,491	12/1972	Keller	D5/4
D. 340,147	10/1993	Black	D6/393
D. 345,263	3/1994	Keller	D6/389
D. 355,543	2/1995	Schroeder	D6/393
D. 368,601	4/1996	Cain	D6/389
D. 371,253	7/1996	Keller	D6/389
D. 372,600	8/1996	Paus	D6/393
D. 372,809	8/1996	Keller	D6/389

OTHER PUBLICATIONS

Dictionary of Furniture, by Charles Boyce, c1985 p. 303,
twist turning.
Blackwelder, c1979, canopy bed at top right.

Thomasville Furniture Terrace Garden brochure, p. 6,
Canopy Bed, No. 25415-505, Oct. 1993.

Thomasville Furniture Stone Terrace brochure, p. 4, Canopy
Bed, No. 26515, believed to be prior art.

Thomasville Furn.Mahogany Collection brochure, Poster
Headboard, No. 14511-475, believed to be prior art.

Bernhardt Furniture, Napa Valley brochure, p. 15, believed
to be prior art.

Century Furniture, Villa Domain brochure, cover page,
poster bed, believed to be prior art.

Poster bed, unknown inventor, unknown magazine p. 47,
believed to be prior art.

Furniture Today, Apr. 18, 1994.

Klise Manufacturing Co., *The Book of Carved Wood Deco-
ration*, ©1987, pp. 135 and 136.

Primary Examiner—Janice E. Seeger

Attorney, Agent, or Firm—Rhodes, Coats & Bennett, L.L.P.

[57] **CLAIM**

The ornamental design for bedstead, as shown and
described.

DESCRIPTION

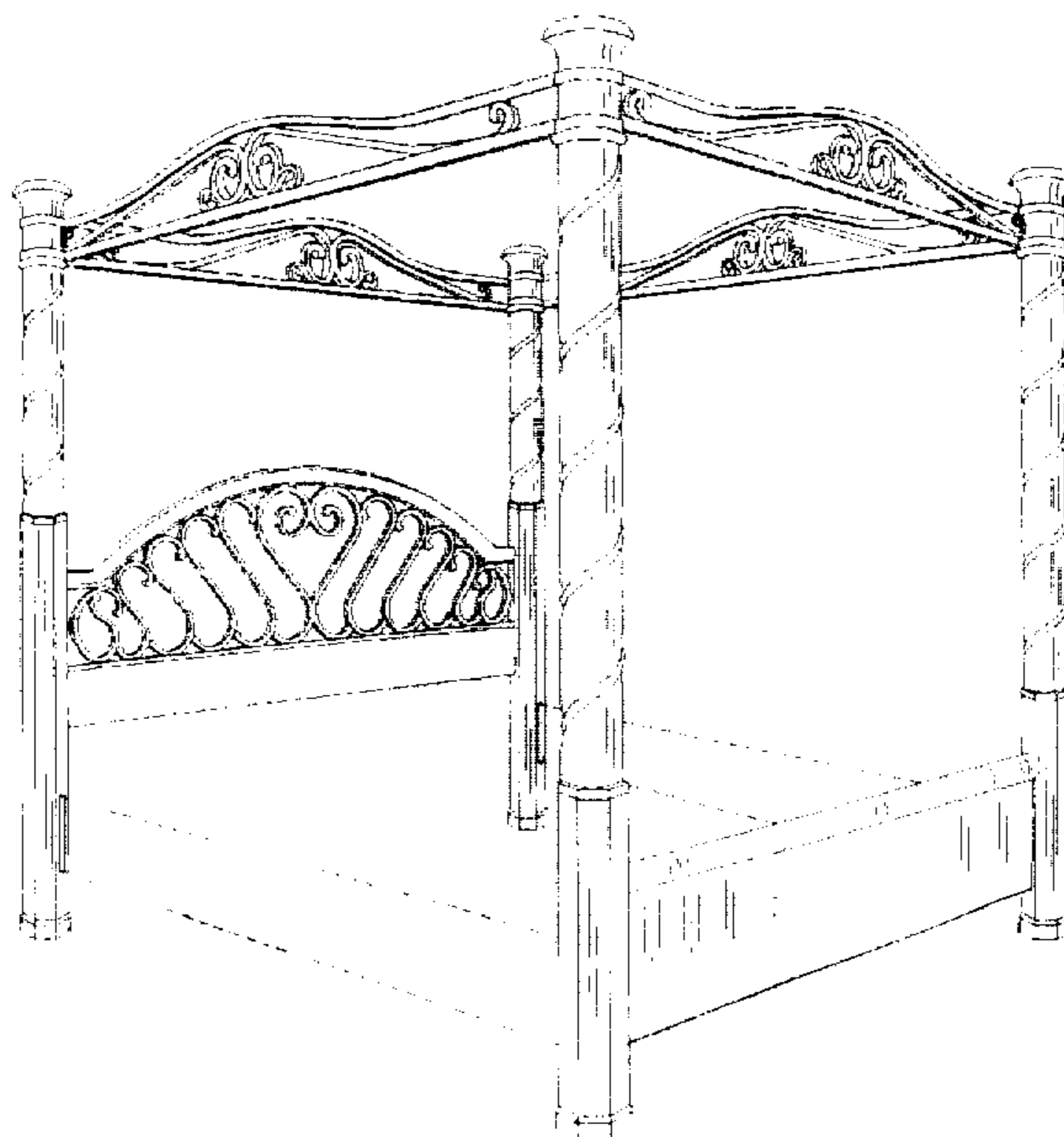
FIG. 1 is a left front perspective view of a bedstead showing
my new design;

FIG. 2 is a front elevational view thereof; and,

FIG. 3 is a side view, the opposite side being a mirror image
of the side shown.

The top, bottom and rear views are not shown and form no
part of the claimed design. The dashed lines indicate envi-
ronmental elements and form no part of the claimed design.

1 Claim, 3 Drawing Sheets



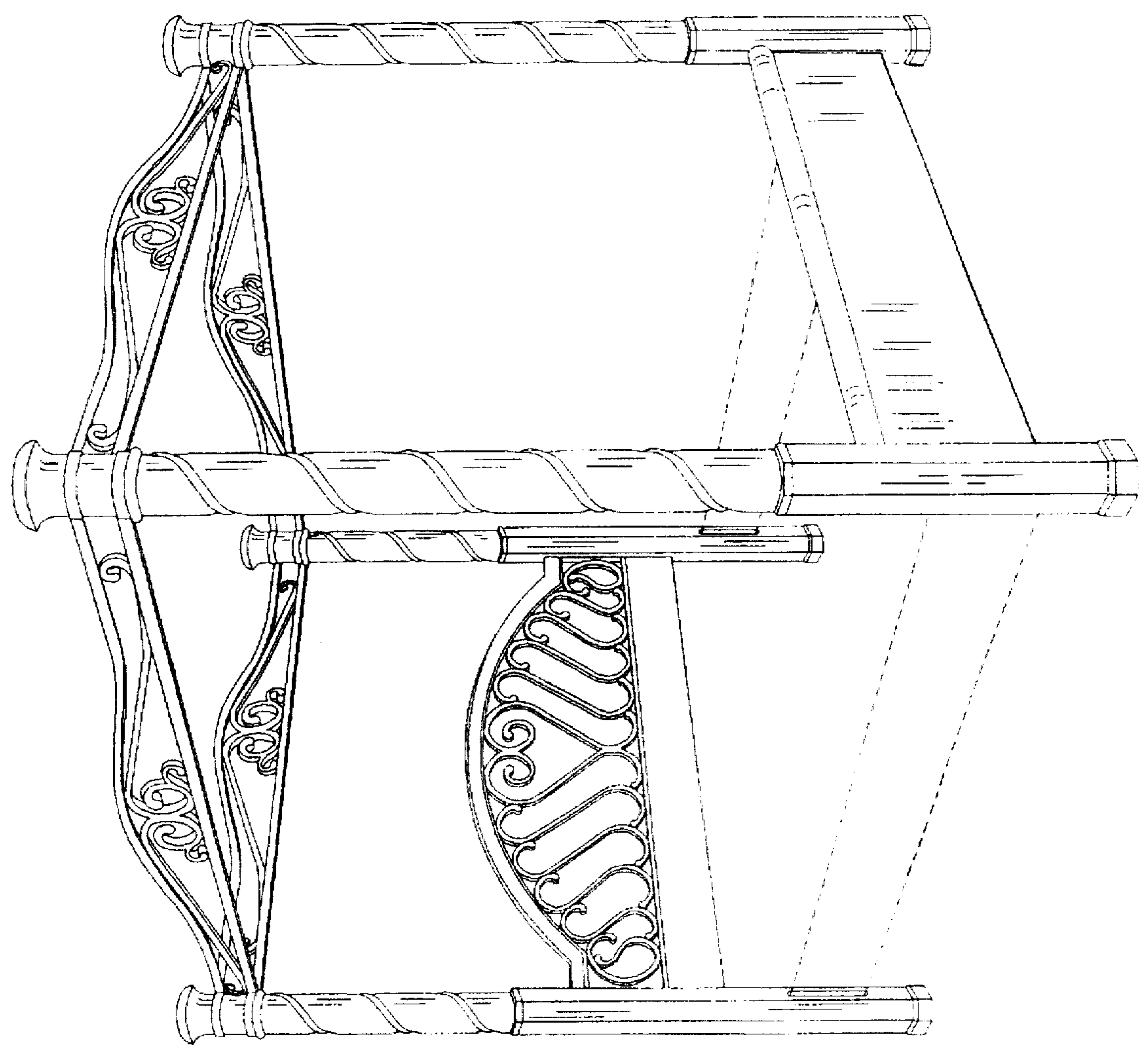


FIG. 1

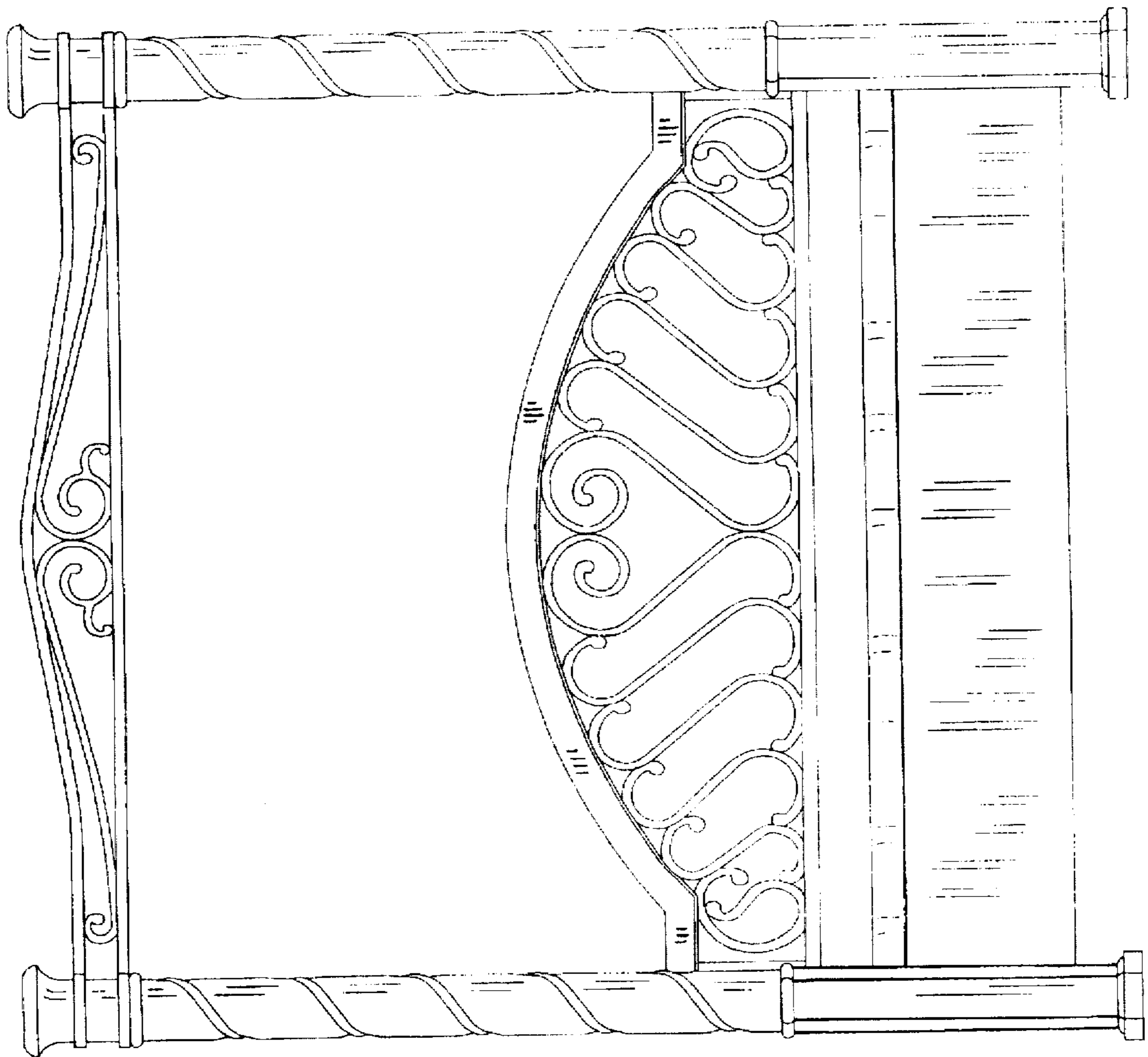


FIG. 2




FIG. 3