



US00D391070S

# United States Patent [19]

[11] Patent Number: **Des. 391,070**

Ford

[45] Date of Patent: **\*\*Feb. 24, 1998**

[54] **PORTION OF A SHOE UPPER**

[75] Inventor: **William Ford**, West Linn, Oreg.

[73] Assignee: **Nike, Inc.**, Beaverton, Oreg.

[\*\*] Term: **14 Years**

[21] Appl. No.: **74,171**

[22] Filed: **Jul. 11, 1997**

[51] LOC (6) Cl. .... **02-99**

[52] U.S. Cl. .... **D2/972**

[58] Field of Search ..... D2/902, 907, 908, D2/942, 943, 946, 969, 972, 973, 935, 945, 929; 36/83, 84, 114, 45, 48, 50.1

[56] **References Cited**

**U.S. PATENT DOCUMENTS**

D. 94,265	1/1935	Freeman	.....	D2/944
D. 117,963	12/1939	Sholtz	.....	D2/929
D. 175,203	7/1955	Wall	.....	D2/944
D. 265,016	6/1982	Haddox	.	
D. 304,388	11/1989	Brown	.	
D. 315,055	3/1991	Rogers et al.	.	
D. 317,825	7/1991	Rogers	.	
D. 318,944	8/1991	Lucas	.	
D. 325,811	5/1992	Backus et al.	.	
D. 330,969	11/1992	Smith, III	.	
D. 335,207	5/1993	Lucas	.	
D. 341,703	11/1993	Hatfield et al.	.	
D. 345,047	3/1994	DiSilvio	.	
D. 345,246	3/1994	Greene	.	
D. 347,107	5/1994	Adams	.	
D. 350,022	8/1994	Bell et al.	.	

D. 352,389	11/1994	Close et al.	.
D. 354,847	1/1995	Diaz et al.	.
D. 356,209	3/1995	Avar	.
D. 357,794	5/1995	Avar et al.	.
D. 361,886	9/1995	Johnson	.
D. 362,333	9/1995	Teague	.
D. 364,498	11/1995	Teague	.
D. 374,340	10/1996	Avar	.
D. 377,414	1/1997	Hatfield	.

**OTHER PUBLICATIONS**

Nike Footwear Catalog, Spring 1998, pp. 37, 64, and 140. Published Jun. 1997.

Nike Footwear Catalog, Holiday 1996, p. 116. Published Mar. 1996.

*Primary Examiner*—Dominic Simone  
*Attorney, Agent, or Firm*—Banner & Witcoff, Ltd.

[57] **CLAIM**

The ornamental design for a portion of a shoe upper, as shown and described.

**DESCRIPTION**

FIG. 1 is a perspective view of a portion of a shoe upper showing my new design;

FIG. 2 is a side elevational view thereof;

FIG. 3 is a front elevational view thereof;

FIG. 4 is a rear elevational view thereof; and,

FIG. 5 is a top plan view thereof.

The broken line showing of the remainder of the shoe is for illustrative purposes and forms no part of the claimed design.

**1 Claim, 2 Drawing Sheets**

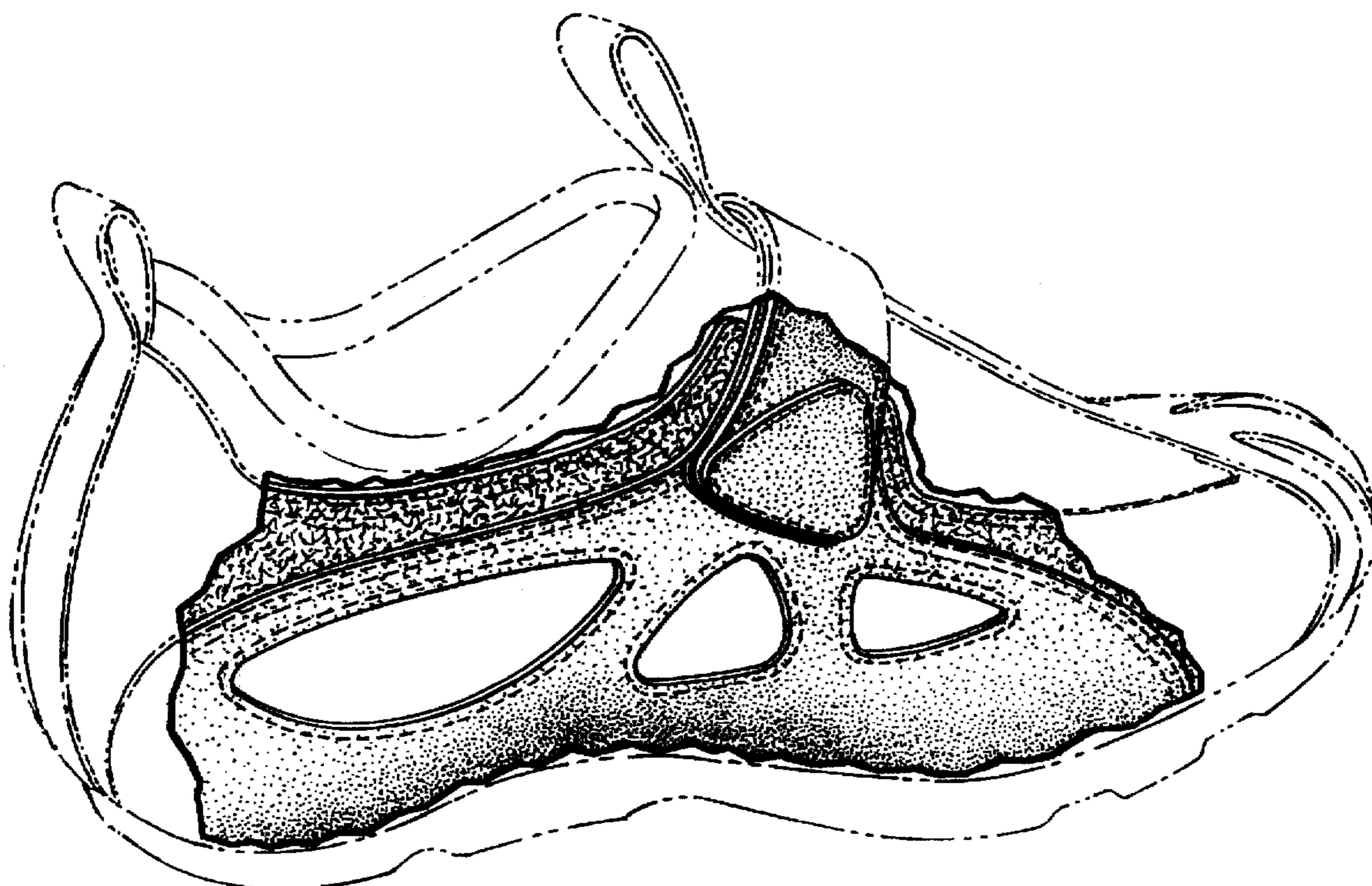


FIG. 1

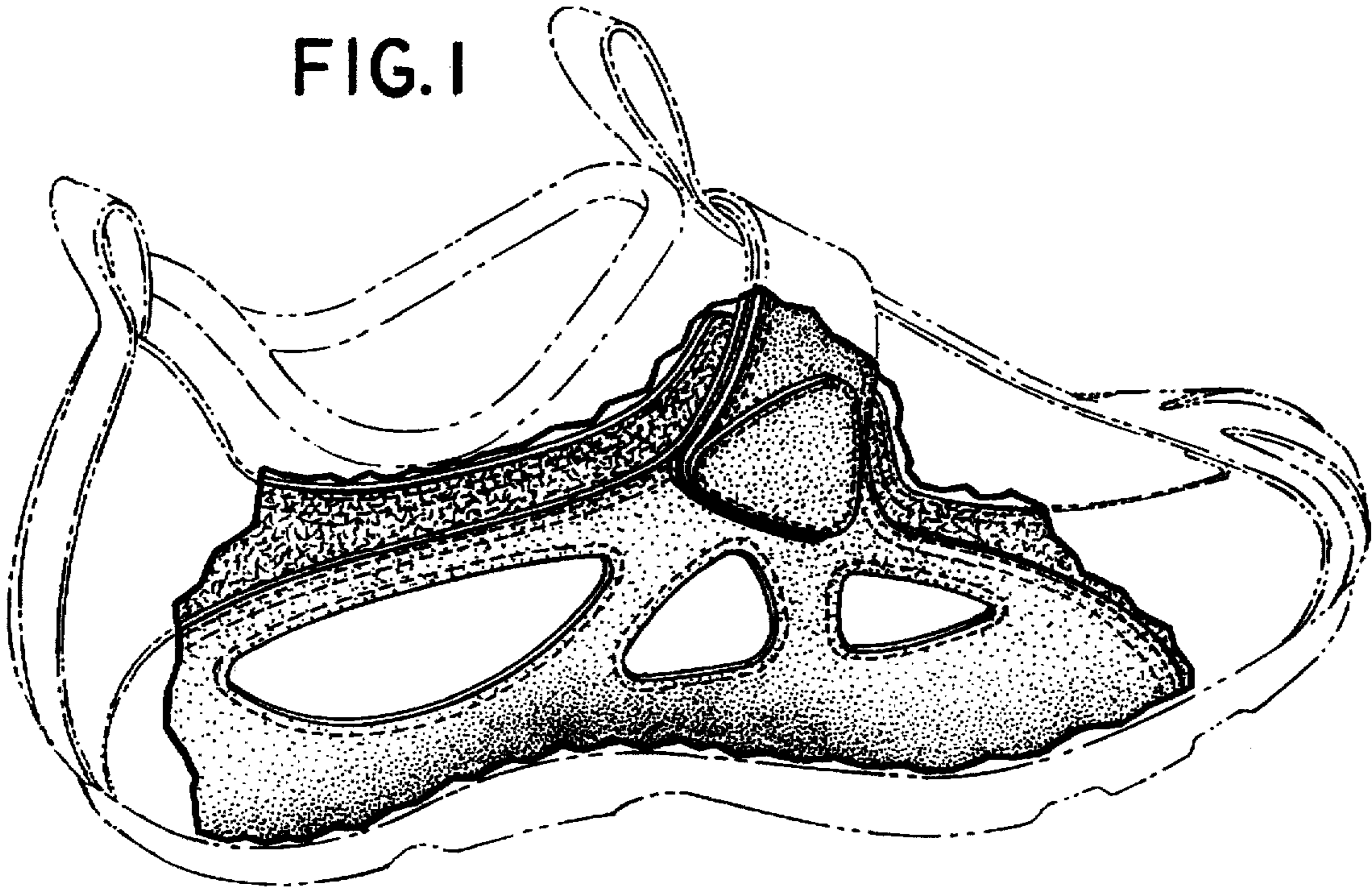


FIG. 2

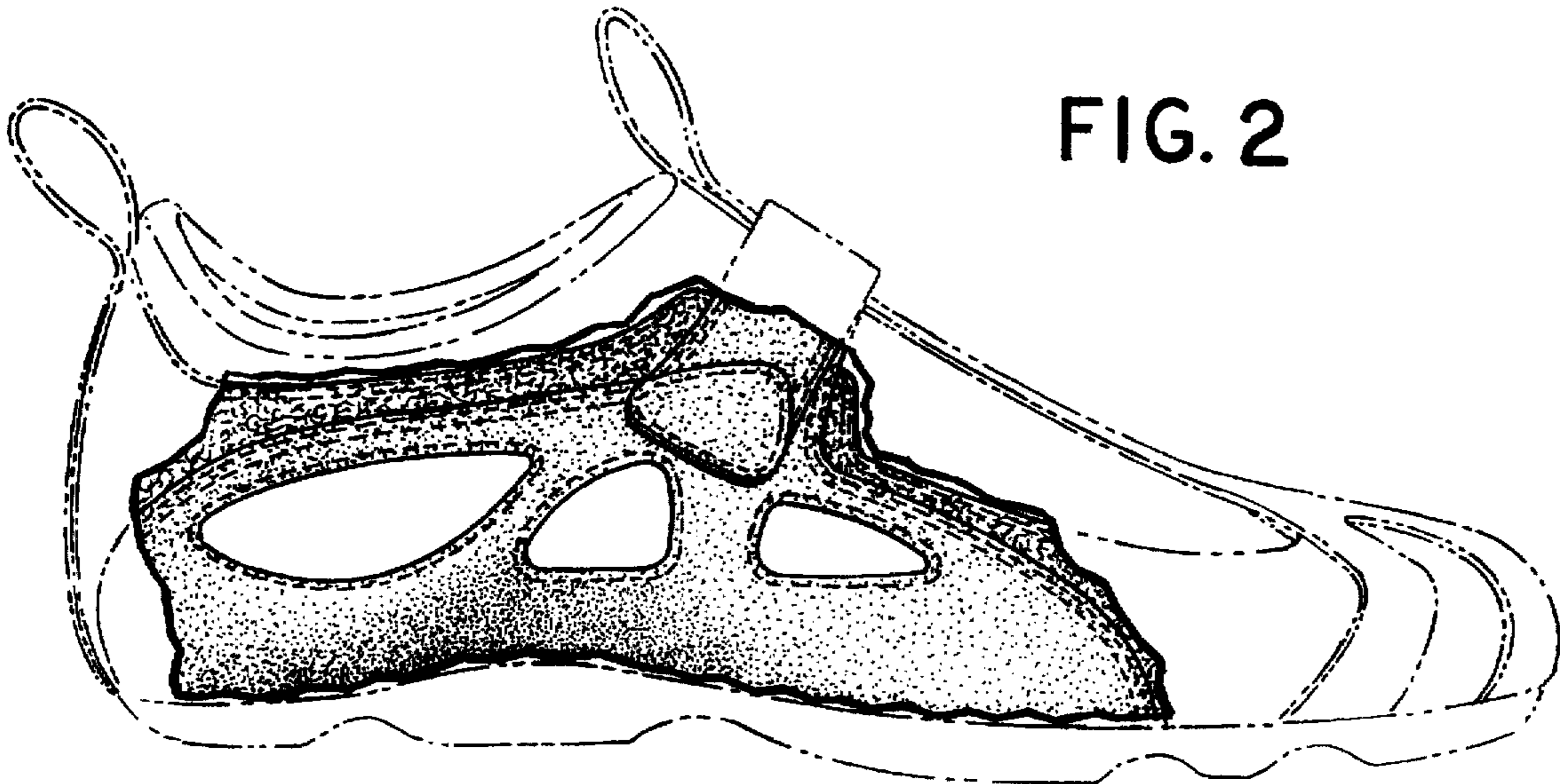


FIG.3

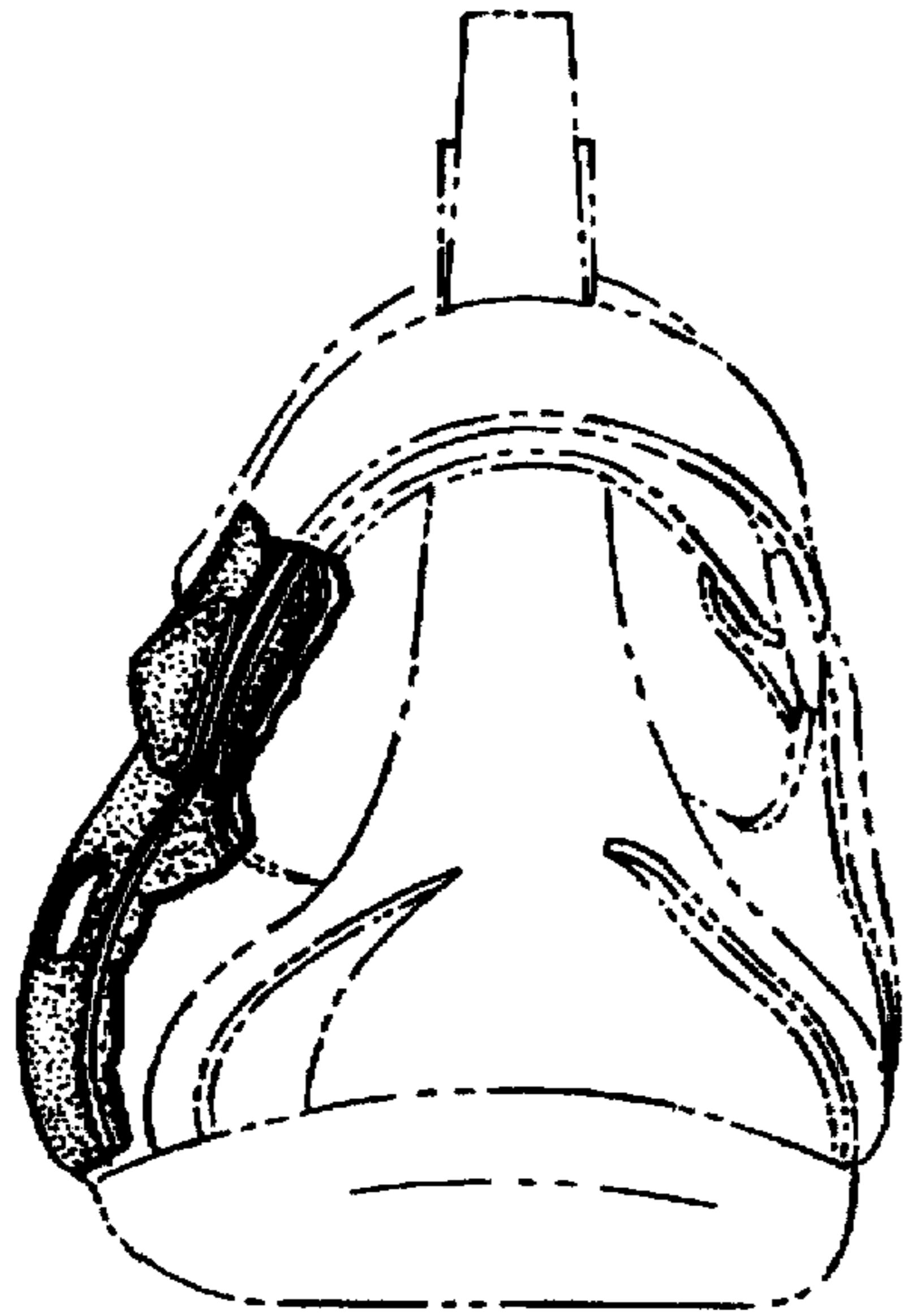


FIG.4

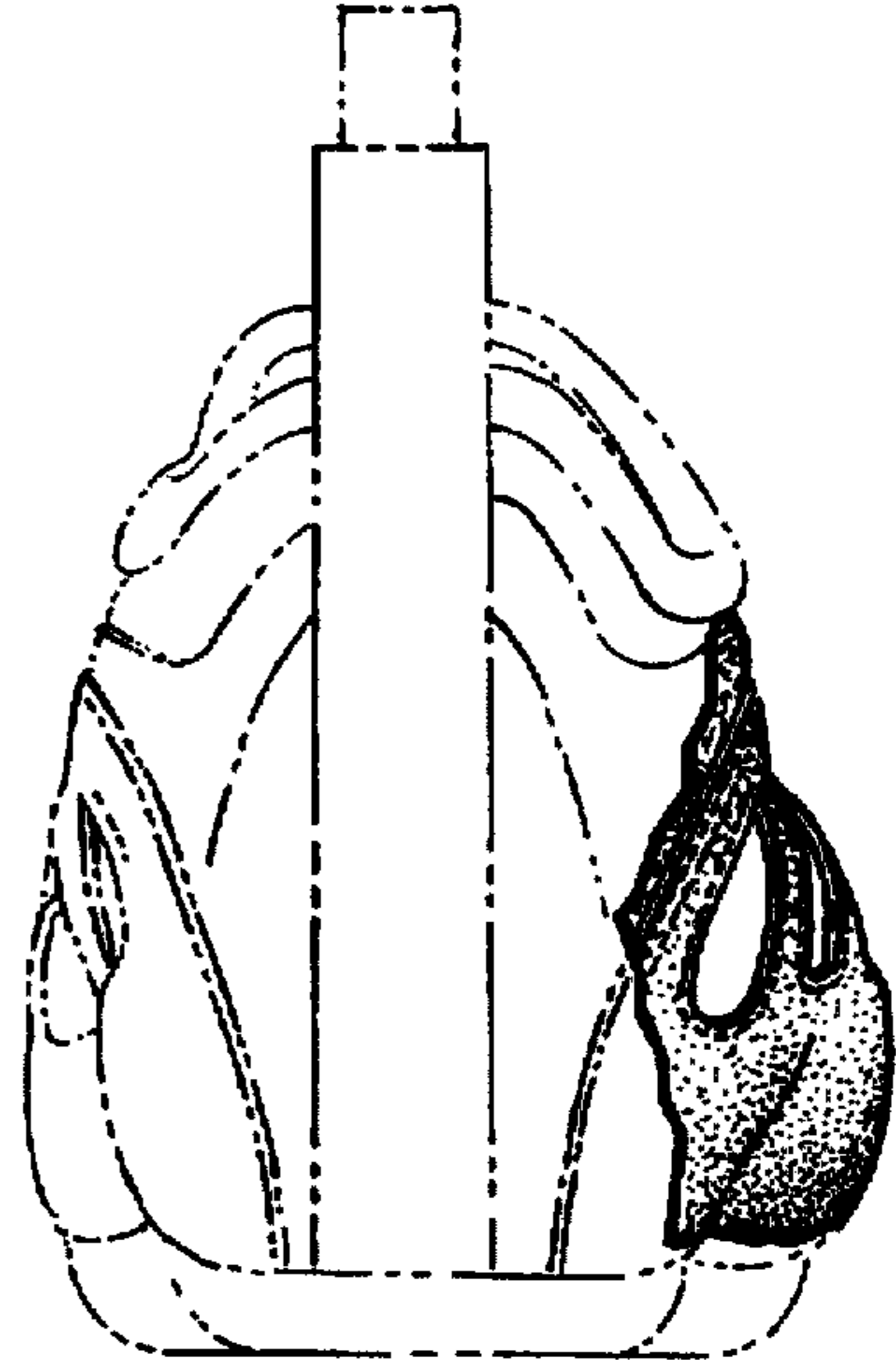


FIG.5

