



US00D391068S

United States Patent [19]

Aveni et al.

[11] Patent Number: **Des. 391,068**

[45] Date of Patent: ****Feb. 24, 1998**

[54] **PORTION OF A SHOE UPPER**

[75] Inventors: **Michael A. Aveni**, Lake Oswego;
Tinker L. Hatfield, Portland, both of
Oreg.

[73] Assignee: **Nike, Inc.**, Beaverton, Oreg.

[**] Term: **14 Years**

[21] Appl. No.: **72,701**

[22] Filed: **Jun. 24, 1997**

[51] LOC (6) CL. **02-99**

[52] U.S. Cl. **D2/972; D2/906**

[58] Field of Search **D2/902, 907, 908,**
D2/935, 942, 943, 946, 969, 972, 973,
906, 970; 36/83, 84, 114, 45, 48, 50.1

[56] **References Cited**

U.S. PATENT DOCUMENTS

- D. 93,514 10/1934 Phifer D2/935
- D. 93,590 10/1934 Wertheim D2/935
- D. 208,393 8/1967 Onitsuka .
- D. 220,464 4/1971 Hayashi .
- D. 236,561 9/1975 Weckenbrock D2/906
- D. 239,342 3/1976 Dassler .
- D. 266,968 11/1982 Railton .
- D. 344,396 2/1994 Hoefft et al. .
- D. 346,484 5/1994 Hatfield .
- D. 348,976 7/1994 Van Noy .
- D. 349,396 8/1994 Hatfield .
- D. 350,021 8/1994 Stein .
- D. 351,058 10/1994 Hatfield et al. .

- D. 361,884 9/1995 Lozano D2/970
- D. 380,077 6/1997 Preskar et al. .
- D. 383,596 9/1997 Hatfield D2/972
- 3,138,880 6/1964 Kunzli .
- 3,224,117 12/1965 Dassler D2/906 X
- 4,255,876 3/1981 Johnson .
- 5,243,772 9/1993 Francis et al. .
- 5,339,544 8/1994 Caberlotto .

OTHER PUBLICATIONS

Nike 1980 Shoe Show Footwear Catalog, Lower left panel.
Nike 1985 Footwear Catalog, p. 49. Published Dec. 1984.
Nike 1996 Late Spring Footwear Catalog, p. 25. Published
Aug. 1995.

Primary Examiner—Dominic Simone
Attorney, Agent, or Firm—Banner & Witcoff, Ltd.

[57] **CLAIM**

The ornamental design for a portion of a shoe upper, as shown and described.

DESCRIPTION

FIG. 1 is a side elevational view of one side of a portion of a shoe upper showing our new design;
FIG. 2 is a side elevational view of the other side thereof;
FIG. 3 is a front elevational view thereof;
FIG. 4 is a rear elevational view thereof; and,
FIG. 5 is a top plan view thereof.
The broken line showing of a shoe sole, the remaining portion of the upper and the stitch lines in FIGS. 1-5 is for illustrative purposes only and forms no part of the claimed design.

1 Claim, 2 Drawing Sheets

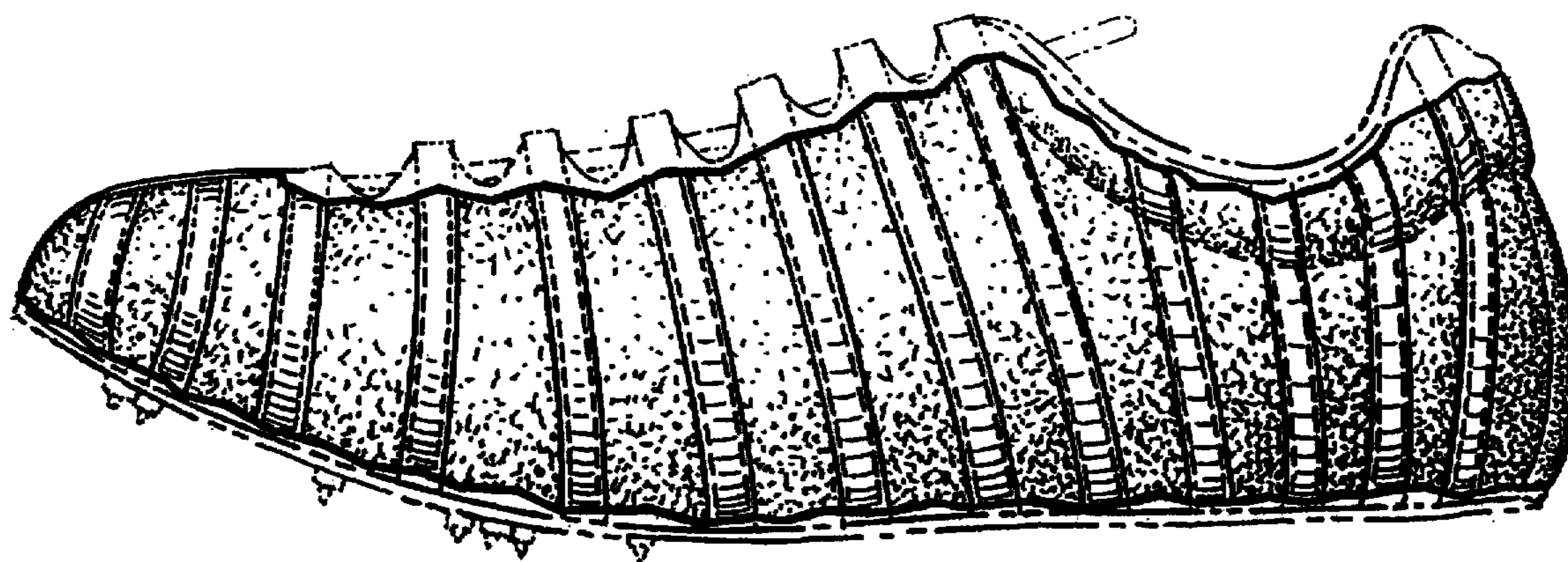


FIG. 1

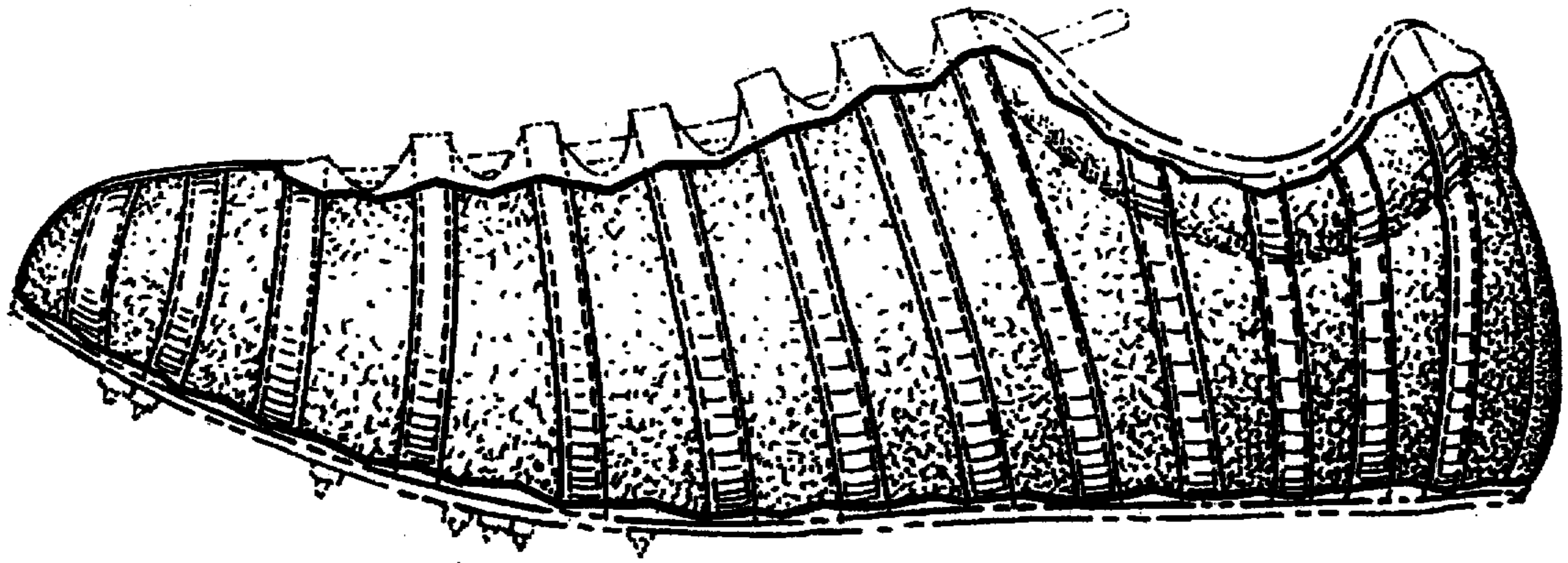


FIG. 2

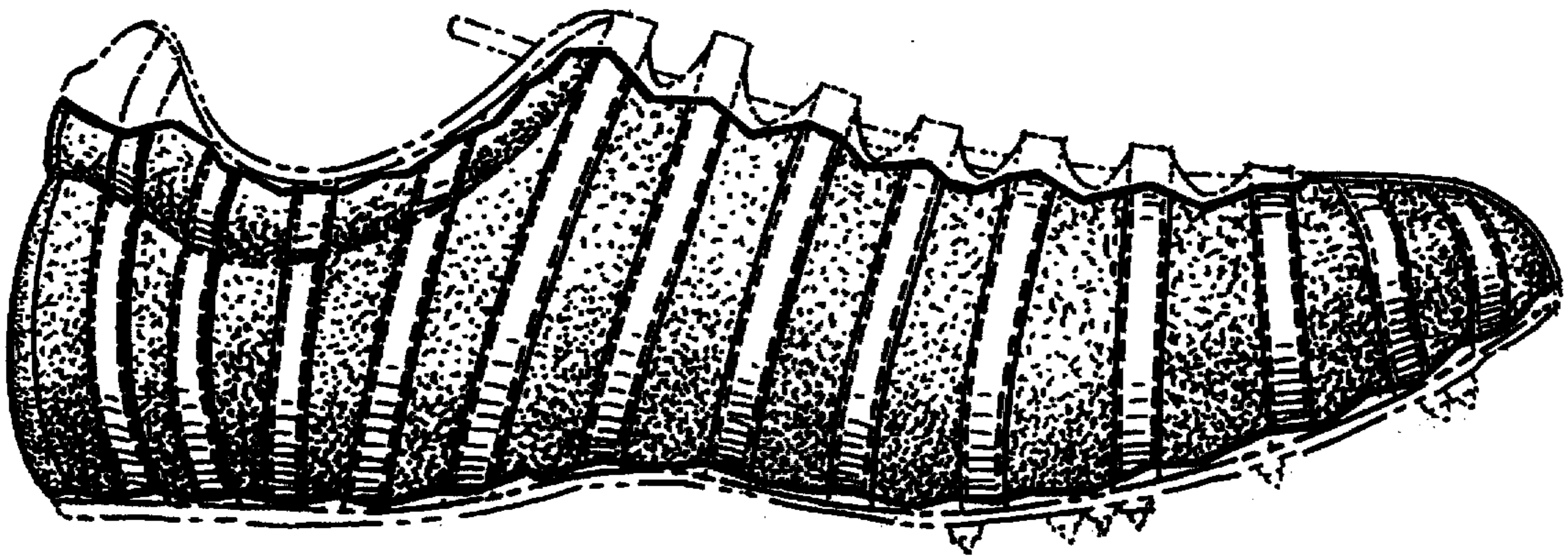


FIG.3

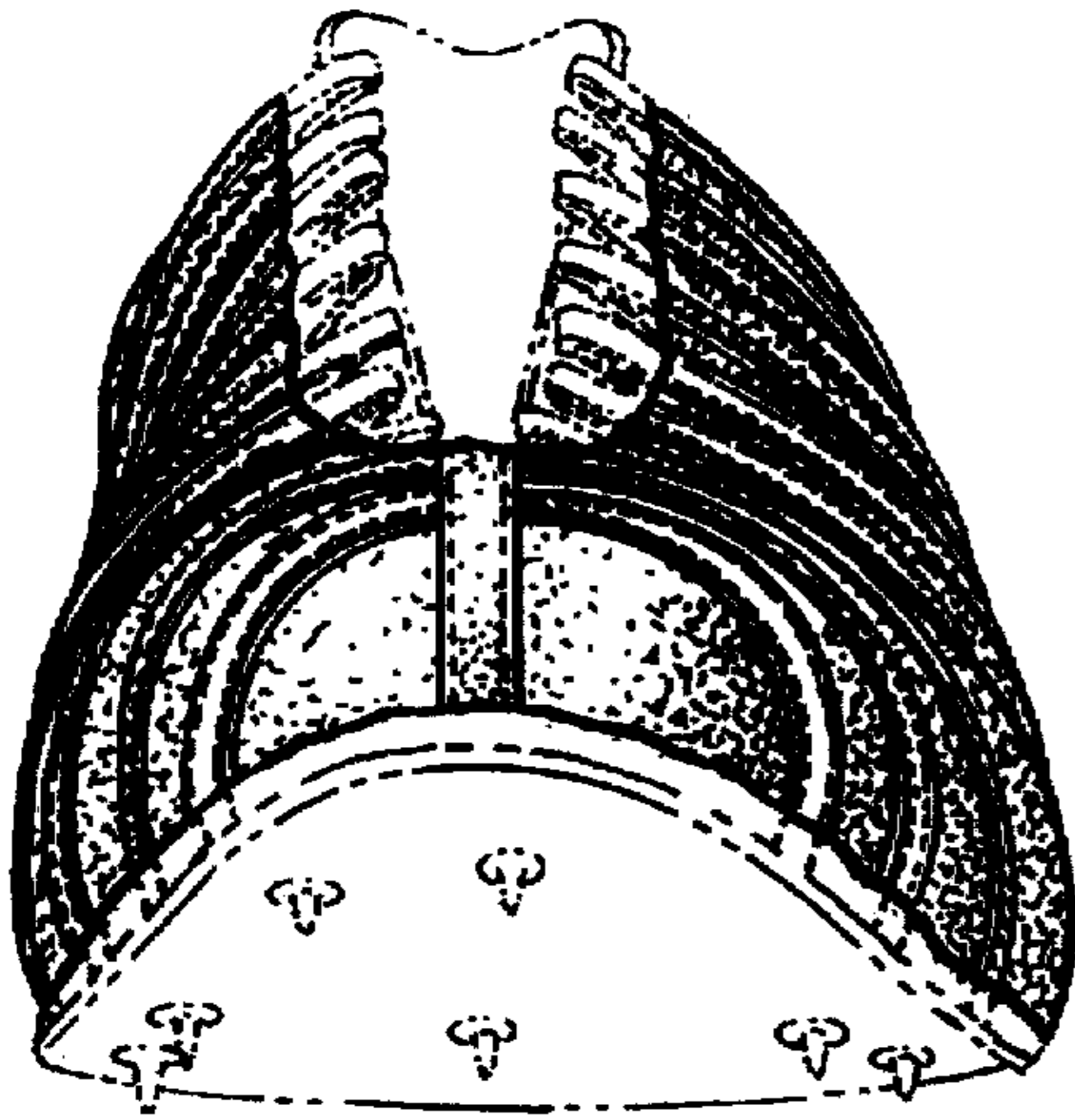


FIG.4



FIG.5

