



US00D391056S

# United States Patent [19] Teague

[11] Patent Number: **Des. 391,056**

[45] Date of Patent: **\*\*Feb. 24, 1998**

## [54] PORTION OF A SHOE UPPER

[75] Inventor: **Tracy L. Teague**, Aloha, Oreg.

[73] Assignee: **Nike, Inc.**, Beaverton, Oreg.

[\*\*] Term: **14 Years**

[21] Appl. No.: **67,955**

[22] Filed: **Mar. 13, 1997**

[51] LOC (6) Cl. .... **02-99**

[52] U.S. Cl. .... **D2/972**

[58] Field of Search ..... D2/902, 907, 908,  
D2/942, 943, 944, 946, 969, 972, 973,  
935; 36/83, 84, 114, 45, 48, 50.1

## [56] References Cited

### U.S. PATENT DOCUMENTS

D. 54,215	11/1919	Johnson .	
D. 343,722	2/1994	Lucas .	
D. 344,397	2/1994	Zelenko .....	D2/972
D. 348,561	7/1994	Lozano .	
D. 351,275	10/1994	Hatfield et al. .	
D. 351,941	11/1994	Avar .	
D. 358,021	5/1995	Vestuti .	
D. 361,425	8/1995	Backus .	
D. 362,111	9/1995	Avar .	
D. 365,200	12/1995	Teague .....	D2/969
D. 369,897	5/1996	Worthington .	
D. 370,554	6/1996	Greene .	
D. 374,552	10/1996	Avar .	
D. 375,194	11/1996	Teague .	
D. 375,401	11/1996	Cooper .	
D. 375,617	11/1996	Orzeck .	
D. 376,901	12/1996	Avar et al. .	
D. 380,080	6/1997	Avar .....	D2/972

## OTHER PUBLICATIONS

Nike Fall 1997 Footwear Catalog, pp. 26, 41, 43, 69, 47, 42, published Dec. 1996.

Nike Late Spring 1997 Footwear Catalog, p. 141, published Sep. 1996.

Nike Spring 1997 Footwear Catalog, pp. 8, 23, 24, 26, 27, 41, 92, 165, 197, published Jun. 1996.

Nike Holiday 1996 Footwear Catalog, pp. 23, 24, 36, 141, 162, published Mar. 1996.

Nike Fall 1996 Footwear Catalog, pp. 6, 151, 169, published Dec. 1995.

Nike Fall 1995 Footwear Catalog, p. 24, published Nov. 1994.

Nike Spring 1993 Footwear Catalog, p. 46, published Jun. 1992.

*Primary Examiner*—Dominic Simone

*Attorney, Agent, or Firm*—Banner & Witcoff, Ltd.

## [57] CLAIM

The ornamental design for a portion of a shoe upper, as shown and described.

## DESCRIPTION

FIG. 1 is a side elevational view of a portion of a shoe upper showing my new design;

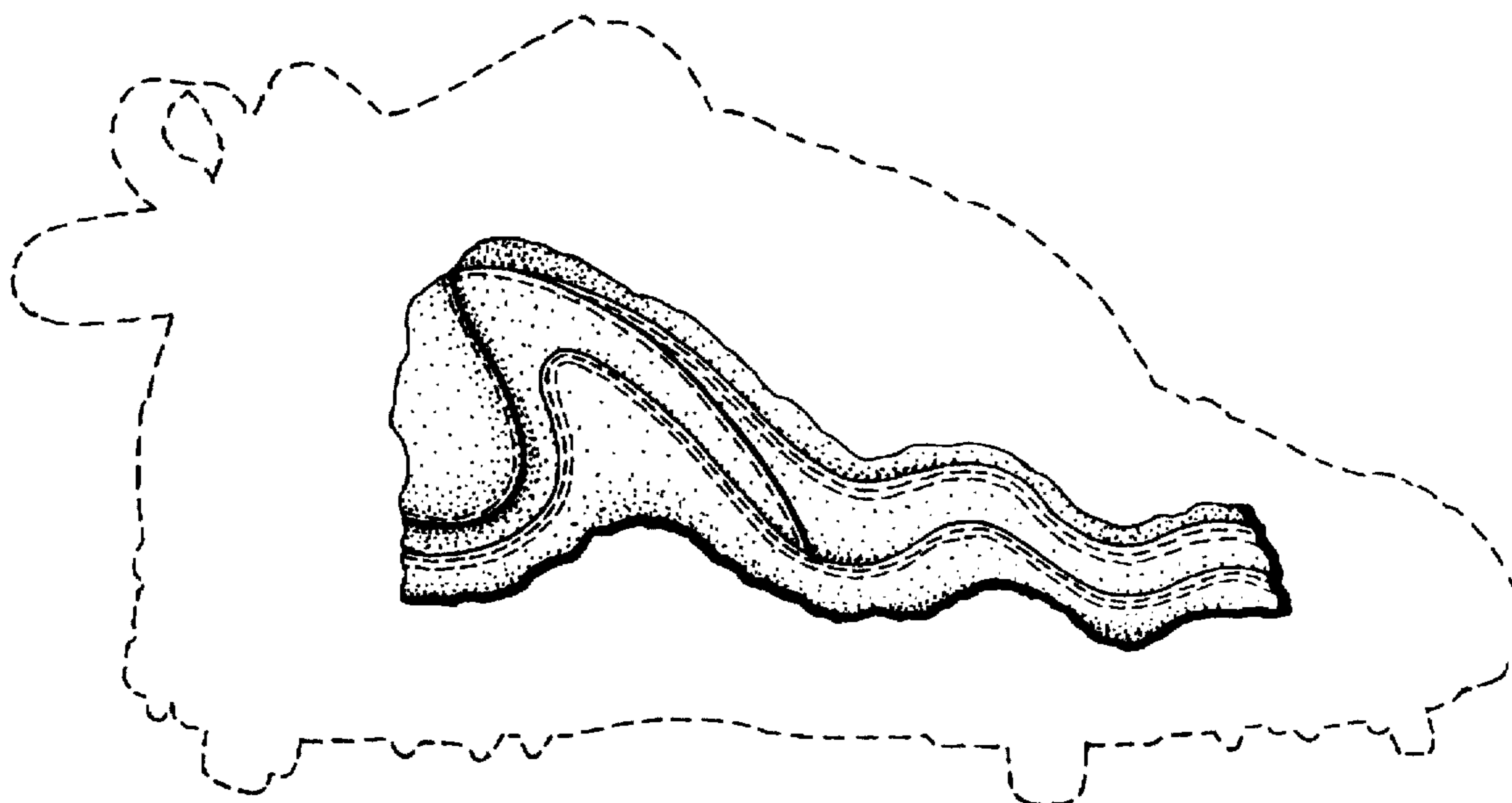
FIG. 2 is a top plan view thereof;

FIG. 3 is a front elevational view thereof; and,

FIG. 4 is a rear elevational view thereof.

The broken line showing the remainder of the shoe is for illustrative purposes and forms no part of the claimed design.

**1 Claim, 2 Drawing Sheets**



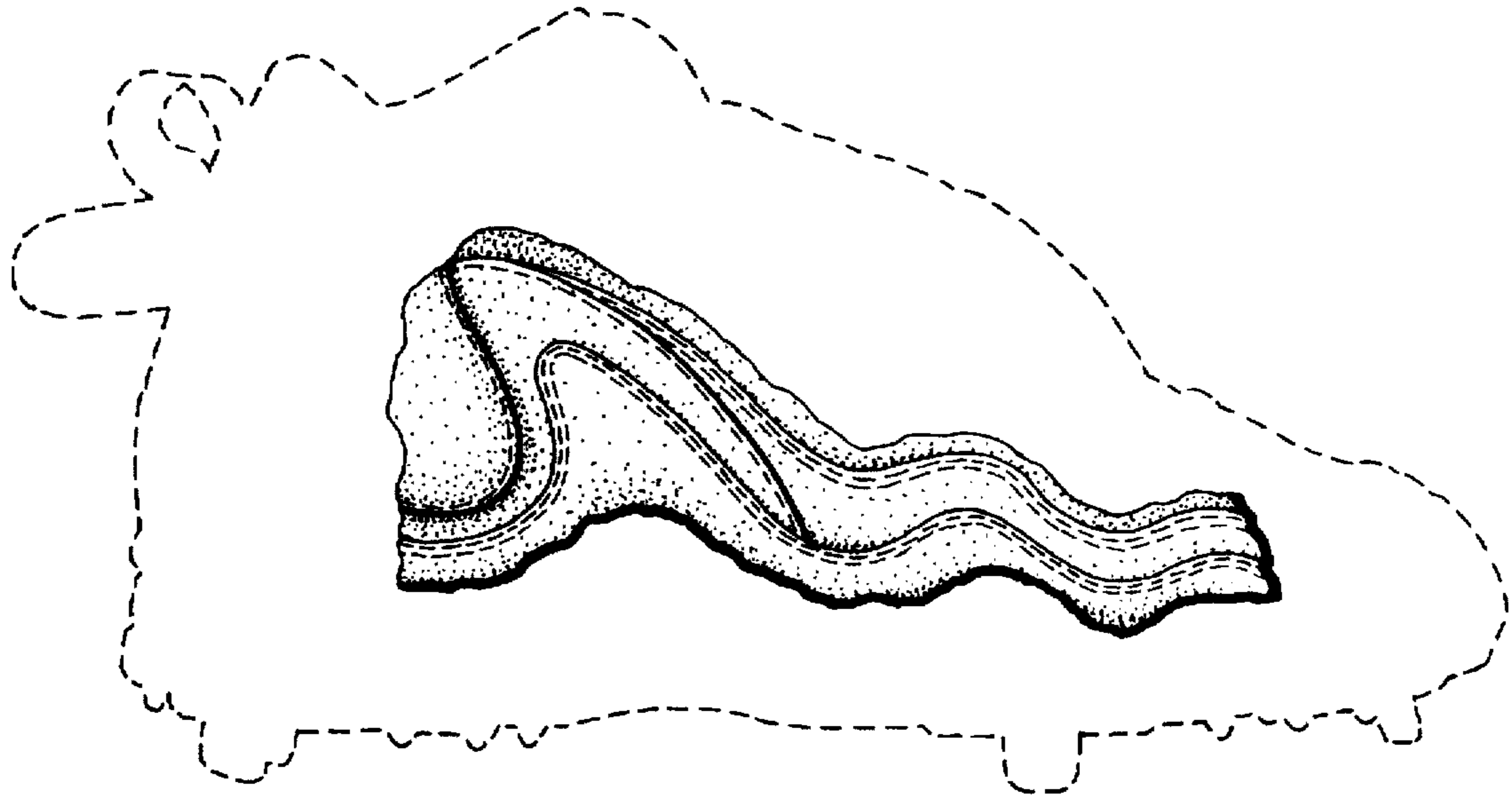


FIG. 1

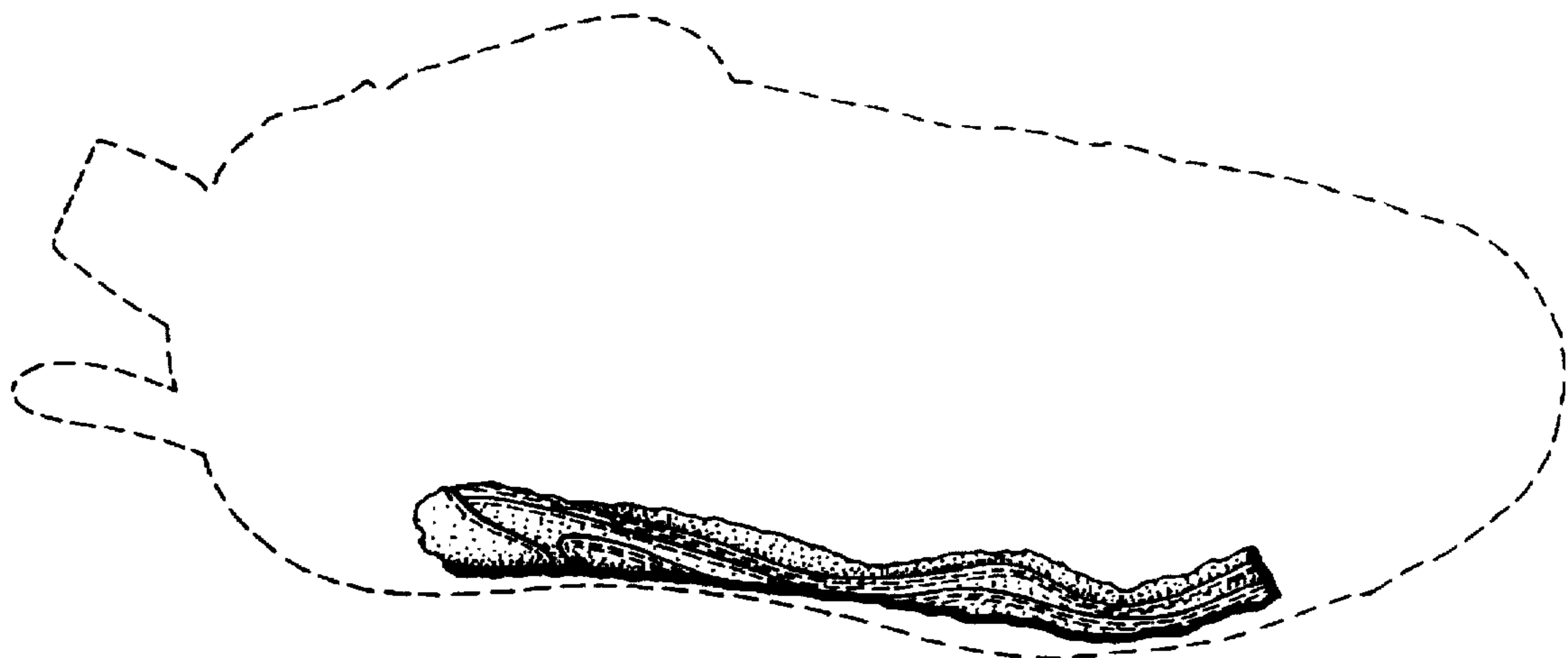


FIG. 2




FIG. 3

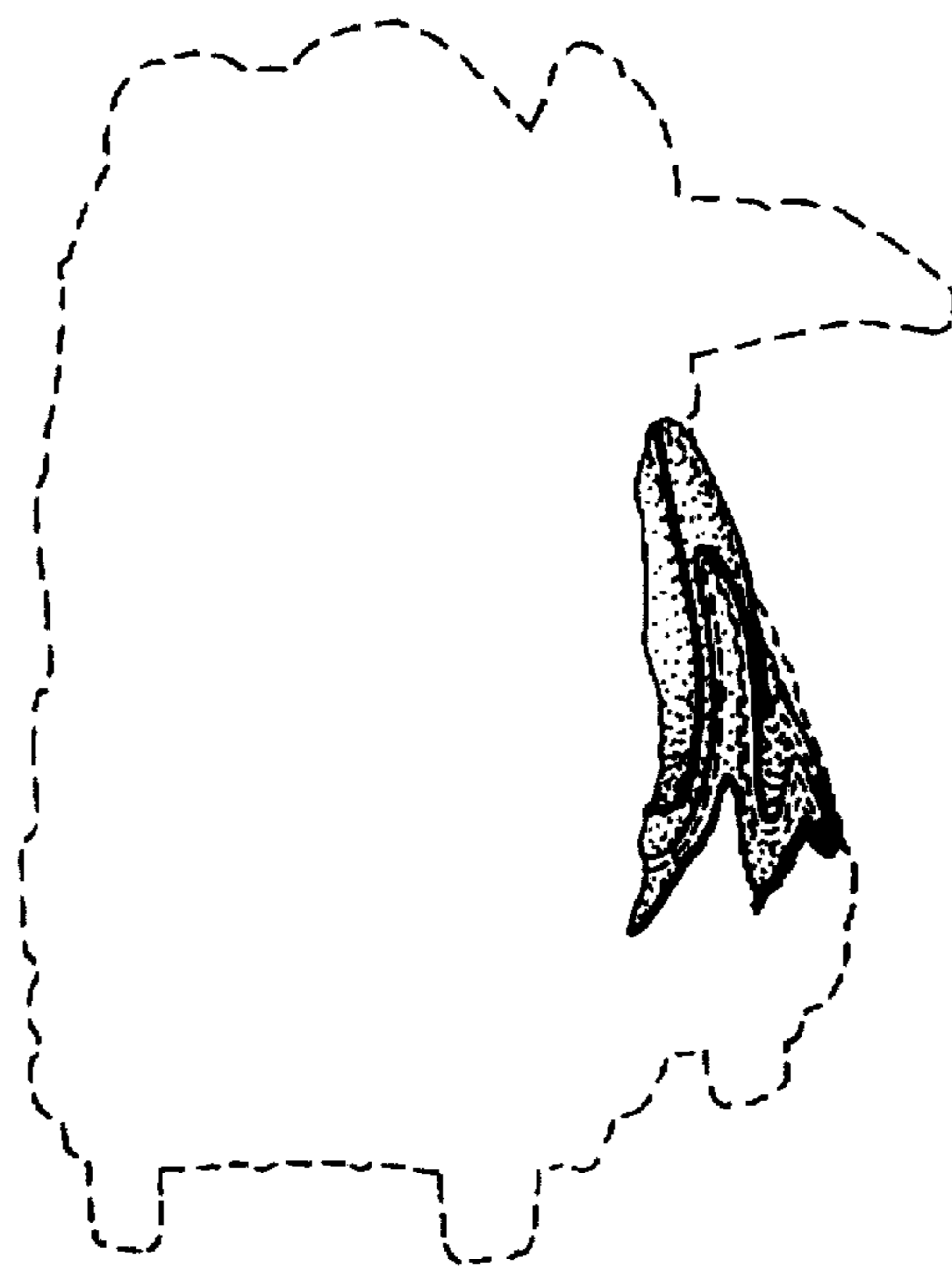


FIG. 4