



US00D391054S

United States Patent [19]
Vestuti

[11] **Patent Number: Des. 391,054**
[45] **Date of Patent: **Feb. 24, 1998**

[54] **SIDE ELEMENT OF A SHOE UPPER**
[75] **Inventor: Ricardo Vestuti, Portland, Oreg.**
[73] **Assignee: Nike, Inc., Beaverton, Oreg.**
[**] **Term: 14 Years**
[21] **Appl. No.: 67,703**
[22] **Filed: Mar. 7, 1997**
[51] **LOC (6) Cl. 02-99**
[52] **U.S. Cl. D2/972**
[58] **Field of Search D2/902, 907, 908,
D2/942, 943, 946, 969, 972, 973, 935;
36/83, 84, 114, 45, 48, 50.1**

Nike Spring 1997 Footwear Catalog, pp. 51, 145, published Sep. 1996.
Nike Holiday 1996 Footwear Catalog, p. 40, published Mar. 1996.
Nike Late Spring 1996 Footwear Catalog, pp. 36, 38, published Aug. 1995.
Nike Spring 1996 Footwear Catalog, pp. 138, 150, published Jun. 1995.
Nike Fall 1996 Footwear Catalog, p. 12, published Dec. 1995.
Nike Spring 1995 Footwear Catalog, p. 21, published Jun. 1994.
Nike Fall 1994 Footwear Catalog, p. 114, published Nov. 1993.
Nike Fall 1992 Footwear Catalog, p. 24, published Dec. 1991.

[56] **References Cited**

U.S. PATENT DOCUMENTS

D. 345,246	3/1994	Greene .	
D. 346,484	5/1994	Hatfield .	
D. 351,058	10/1994	Hatfield et al. .	
D. 357,794	5/1995	Avar et al. .	
D. 369,460	5/1996	Van Noy .	
D. 377,261	1/1997	Avar .	
D. 377,712	2/1997	Avar et al. .	
D. 382,009	8/1997	Hoelt	D2/972
D. 382,391	8/1997	Cass	D2/972
D. 384,197	9/1997	Crowley	D2/972
5,243,772	9/1993	Francis et al. .	
5,377,430	1/1995	Hatfield et al. .	

OTHER PUBLICATIONS

Nike Fall 1997 Footwear Catalog, pp.25, 67, 164, published Dec. 1996.
Nike Late Spring 1997 Footwear Catalog, pp. 32, 161, 190, published Sep. 1996.

Primary Examiner—Dominic Simone
Attorney, Agent, or Firm—Banner & Witcoff, Ltd.

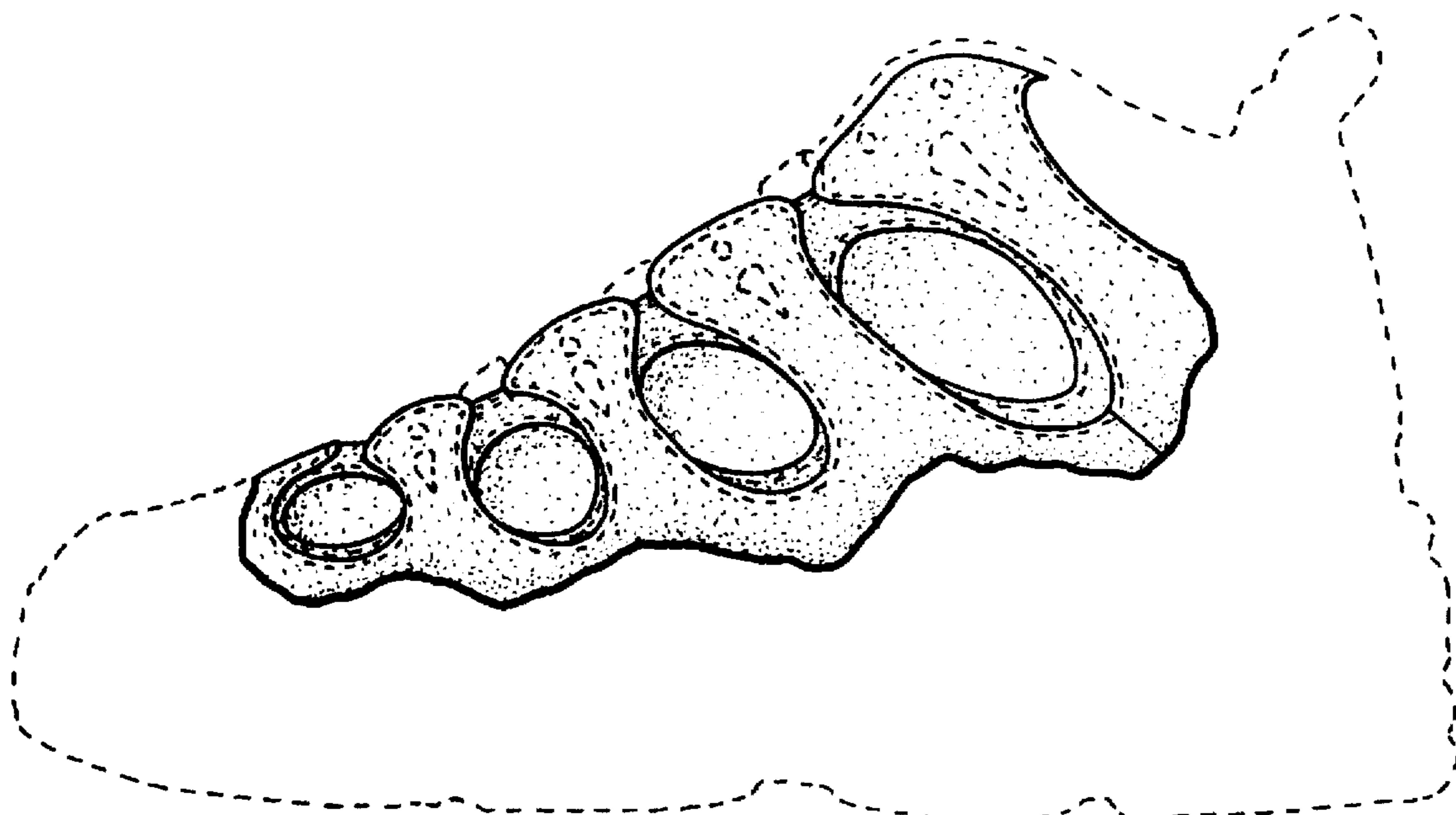
[57] **CLAIM**

The ornamental design for a side element of a shoe upper, as shown and described.

DESCRIPTION

FIG. 1 is a side elevational view of a side of a shoe upper showing my new design;
FIG. 2 is a top plan view thereof;
FIG. 3 is a front elevational view thereof; and,
FIG. 4 is a rear elevational view thereof.
The broken line showing of the eyelets, the triangular designs under the eyelets, and the remainder of the shoe is for illustration purposes only and forms no part of the claimed design.

1 Claim, 2 Drawing Sheets



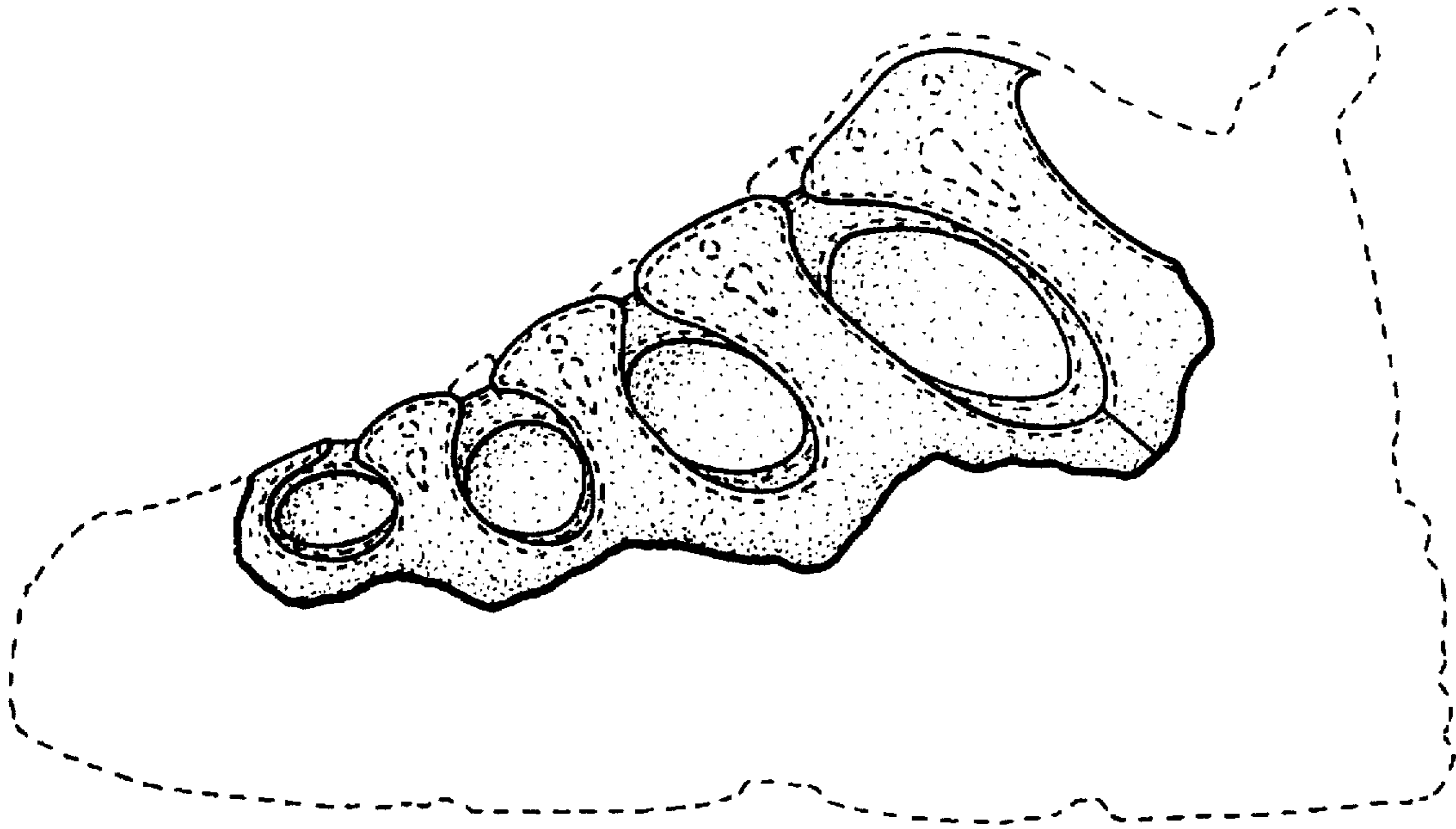


FIG. 1

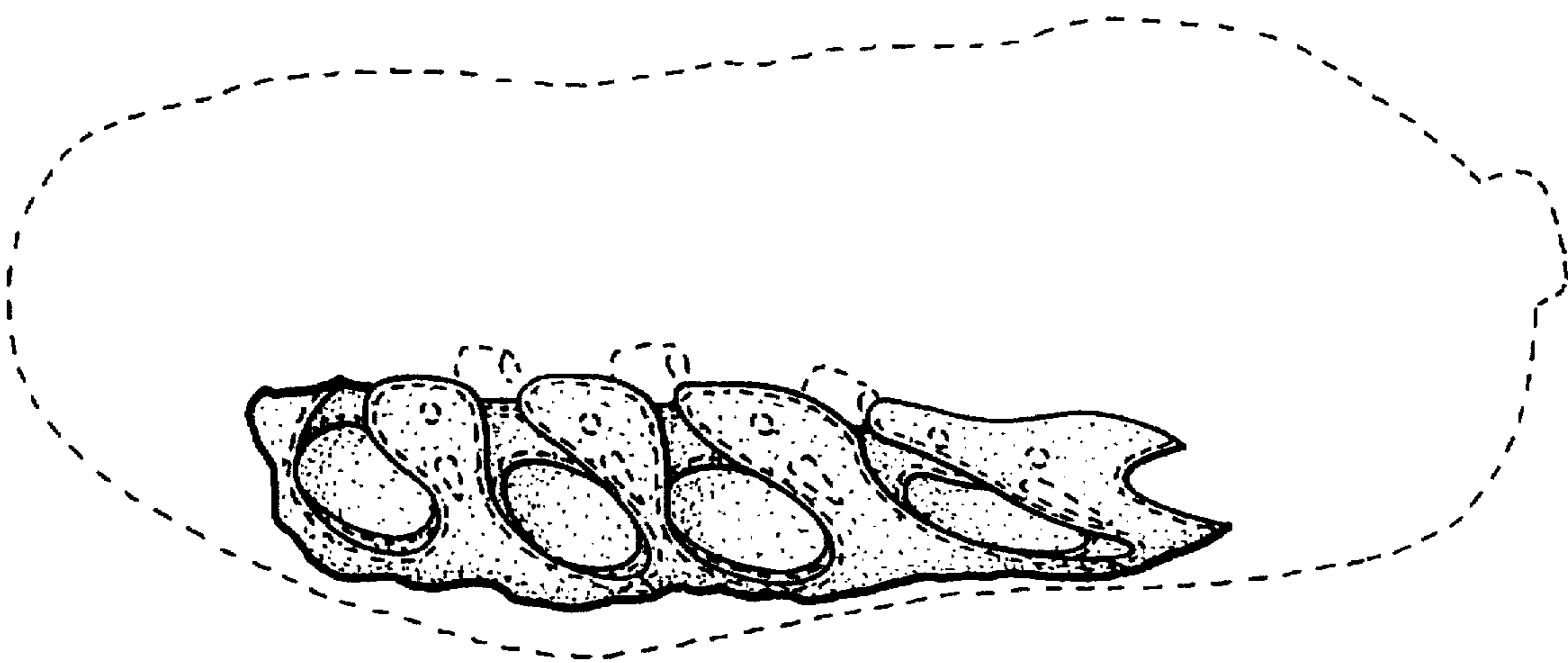


FIG. 2

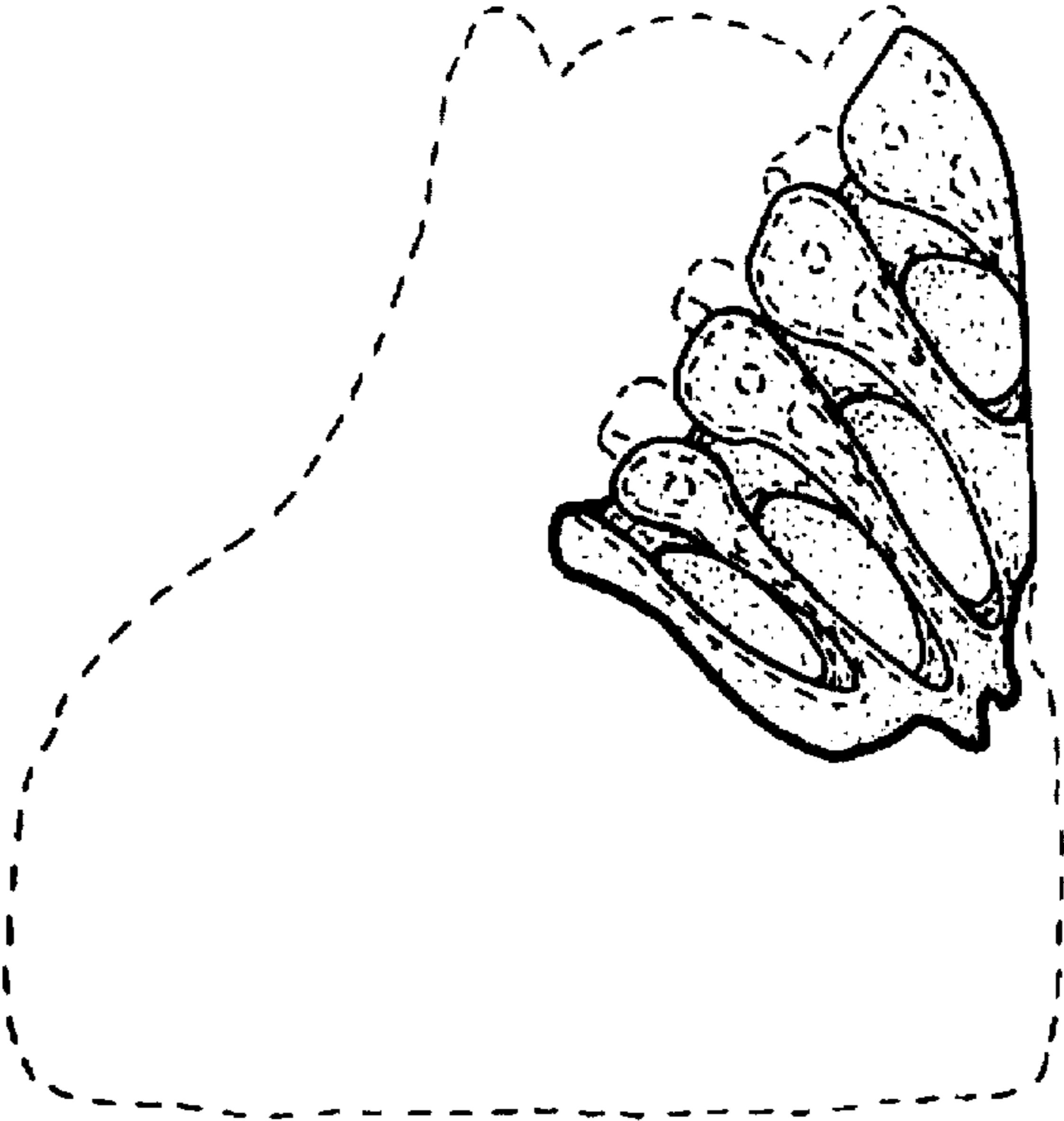


FIG. 3

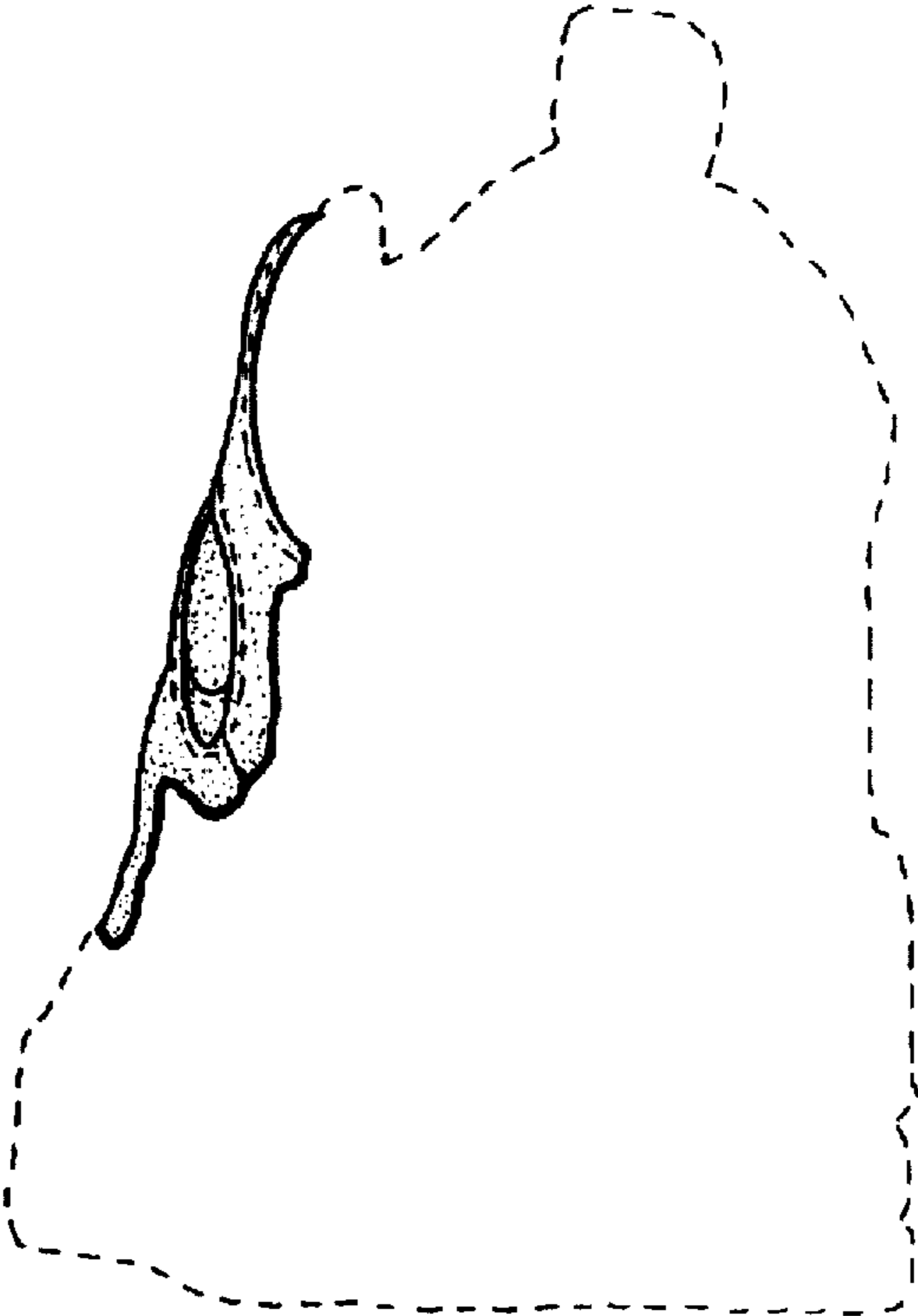


FIG. 4