



US00D391053S

United States Patent [19]

[11] Patent Number: **Des. 391,053**

Lucas

[45] Date of Patent: ****Feb. 24, 1998**

[54] **PORTION OF A SHOE UPPER**

[75] Inventor: **Robert J. Lucas**, Portland, Oreg.

[73] Assignee: **Nike, Inc.**, Beaverton, Oreg.

[**] Term: **14 Years**

[21] Appl. No.: **66,574**

[22] Filed: **Feb. 18, 1997**

[51] **LOC (6) Cl.** **02-99**

[52] **U.S. Cl.** **D2/972**

[58] **Field of Search** D2/896, 902, 907,
D2/946, 969, 970, 972-974; 36/83, 84,
45, 50.1, 53, 114

[56] **References Cited**

U.S. PATENT DOCUMENTS

- D. 296,261 6/1988 Brown et al. .
- D. 307,663 5/1990 Boucher et al. .
- D. 329,323 9/1992 Rogers et al. .
- D. 330,451 10/1992 Hatfield .
- D. 331,829 12/1992 Kittle .
- D. 346,484 5/1994 Hatfield .
- D. 347,109 5/1994 Avar .
- D. 347,519 6/1994 Worthington .
- D. 352,162 11/1994 Morris .
- D. 354,391 1/1995 Hatfield et al. .
- D. 354,847 1/1995 Diaz et al. D2/970
- D. 357,573 4/1995 Ng .
- D. 357,796 5/1995 Crowley, II .
- D. 365,922 1/1996 O'Rorke D2/907 X
- D. 373,463 9/1996 Greene .
- D. 377,262 1/1997 Lucas .
- D. 377,263 1/1997 Lucas .
- D. 377,712 2/1997 Avar et al. .

OTHER PUBLICATIONS

Nike Fall 1997 Footwear Catalog, pp. 63 and 168, published Dec. 1996.

Nike Late Spring 1997 Footwear Catalog, pp. 34, 46, 70, 71, 155, 168, 172 and 173, published Sep. 1996.

Nike Fall 1996 Footwear Catalog, pp. 6 and 150, published Dec. 1995.

Nike Holiday 1996 Footwear Catalog, p. 106, published Mar. 1996.

Nike Spring 1996 Footwear Catalog, pp. 132 and 150, published Jun. 1995.

Nike Spring 1995 Footwear Catalog, pp. 32, 40, 109, published Jun. 1994.

Nike Late Spring 1995 Footwear Catalog, pp. 20, 21, published Sep. 1994.

Nike Fall 1995 Footwear Catalog, p. 102, published Nov. 1994.

Nike Holiday 1995 Footwear Catalog, p. 15, published Mar. 1995.

Nike Fall 1994 Footwear Catalog, pp. 28, 96, 148, 168, published Nov. 1993.

Primary Examiner—Dominic Simone
Attorney, Agent, or Firm—Banner & Witcoff, Ltd.

[57] **CLAIM**

The ornamental design for a portion of a shoe upper, as shown and described.

DESCRIPTION

FIG. 1 is a side elevational view of a portion of a shoe upper showing my new design;

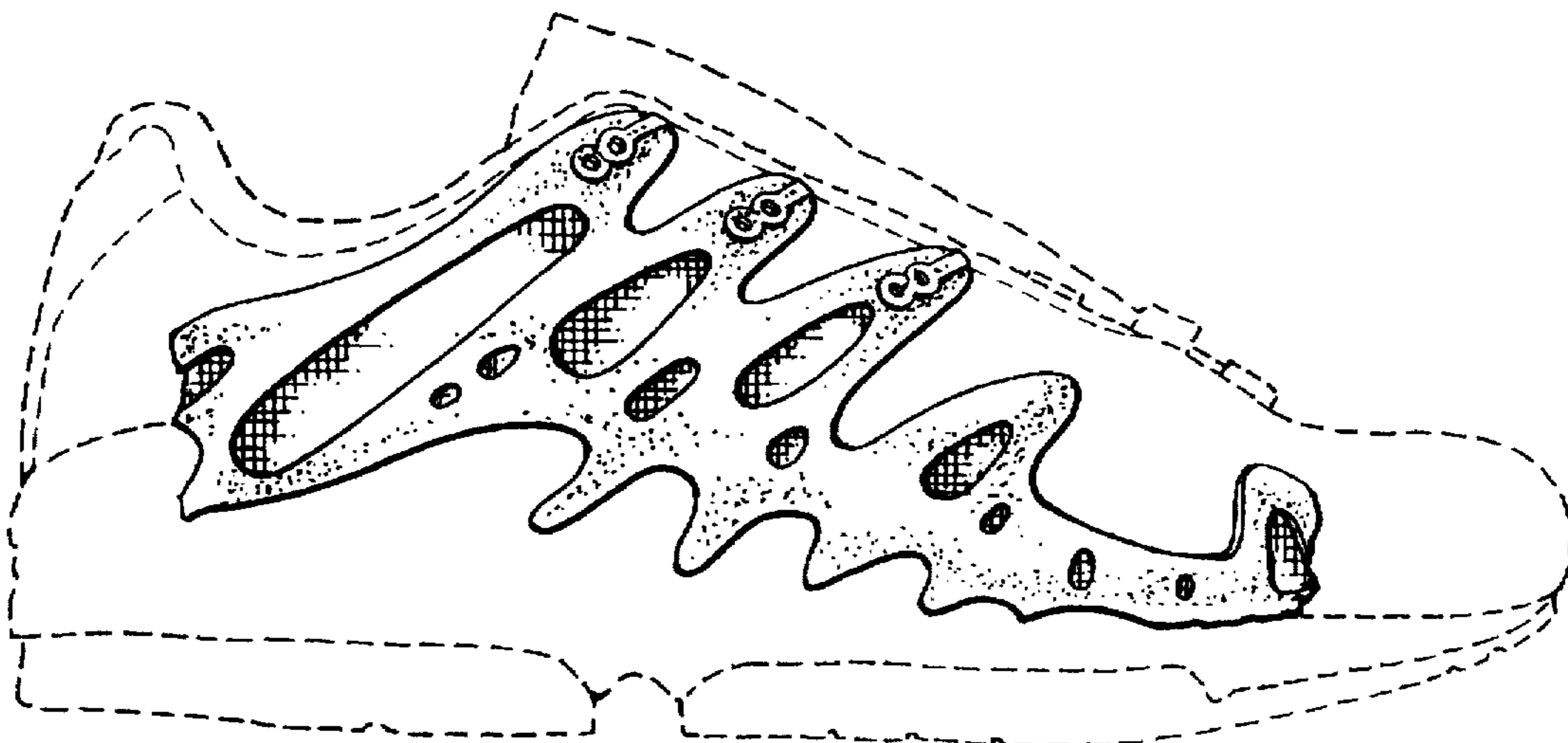
FIG. 2 is a top plan view thereof;

FIG. 3 is a front elevational view thereof; and,

FIG. 4 is a rear elevational view thereof;

The broken line showing of a shoe sole and the remaining portion of the upper in FIGS. 1-4 is for illustrative purposes only and forms no part of the claimed design.

1 Claim, 2 Drawing Sheets



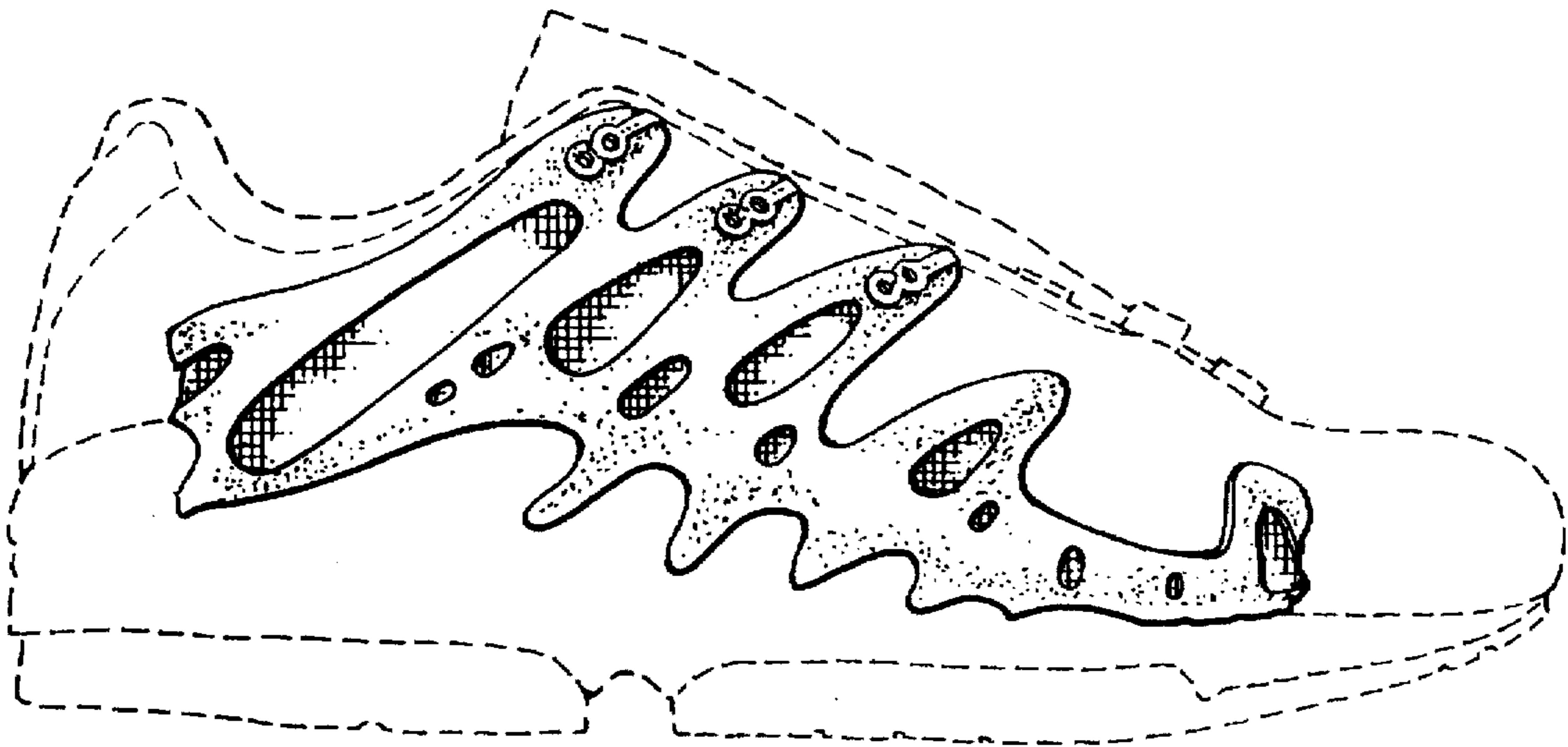


FIG. 1

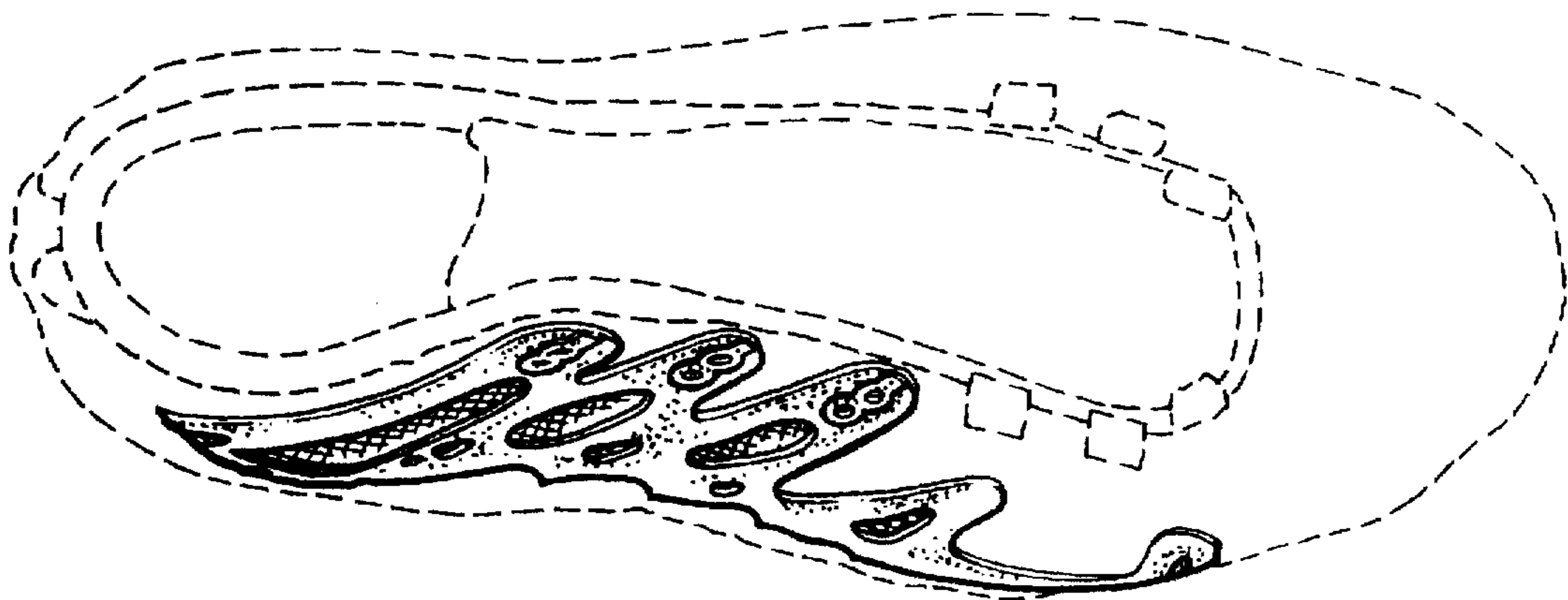


FIG. 2

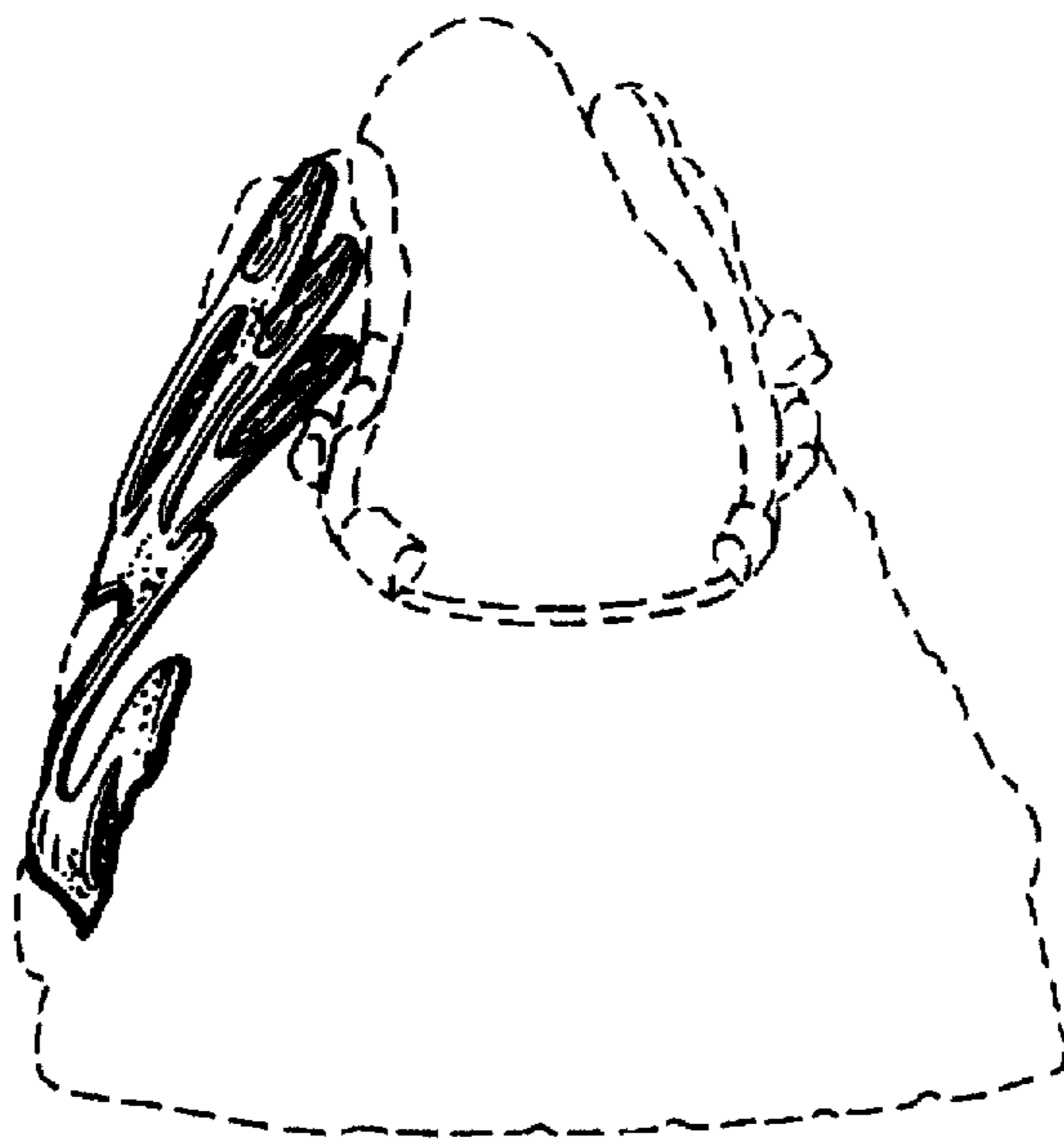


FIG. 3

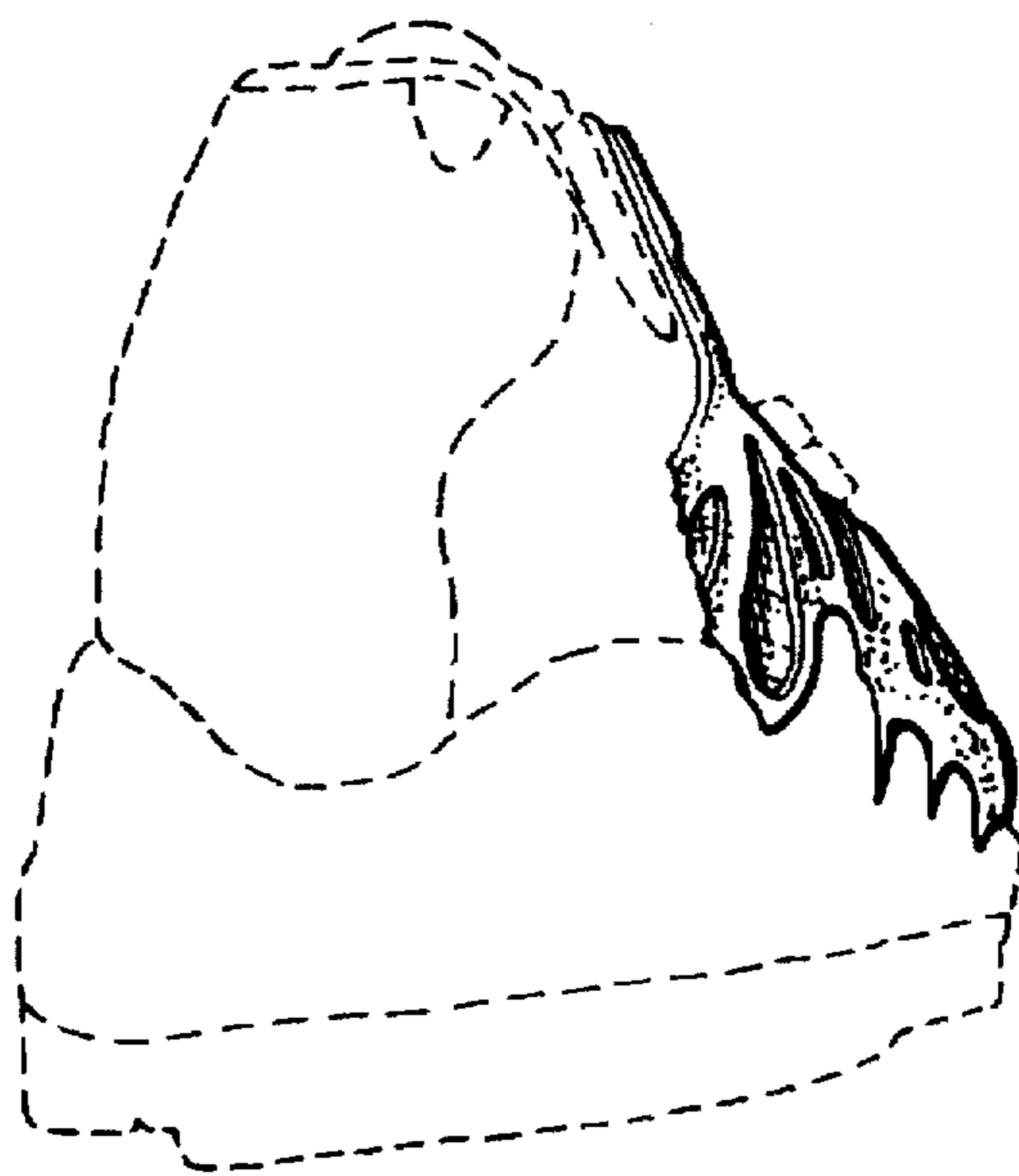


FIG. 4