



US00D391052S

United States Patent [19]

[11] Patent Number: **Des. 391,052**

Selbiger

[45] Date of Patent: ****Feb. 24, 1998**

[54] **ELEMENT OF A SHOE UPPER**

[75] Inventor: **Lawrence G. Selbiger**, Portland, Oreg.

[73] Assignee: **Nike, Inc.**, Beaverton, Oreg.

[**] Term: **14 Years**

[21] Appl. No.: **66,195**

[22] Filed: **Feb. 7, 1997**

[51] LOC (6) Cl. **02-99**

[52] U.S. Cl. **D2/972**

[58] Field of Search D2/902, 907, 908,
D2/942, 943, 946, 969, 972, 973, 935;
36/83, 84, 114, 45, 48, 50.1

[56] **References Cited**

U.S. PATENT DOCUMENTS

- D. 276,569 12/1984 Kohno .
- D. 284,043 6/1986 Lowe, Jr. et al. .
- D. 287,063 12/1986 Kohno .
- D. 296,721 7/1988 Brown .
- D. 296,837 7/1988 Brown .
- D. 297,070 8/1988 Selbiger .
- D. 297,591 9/1988 Brown et al. .
- D. 301,385 6/1989 Weiner D2/908
- D. 349,187 8/1994 Close et al. .
- D. 369,897 5/1996 Worthington D2/969
- D. 383,301 9/1997 Teague D2/972

OTHER PUBLICATIONS

- Nike Fall 1988 Footwear Catalog, p. 24, published Dec. 1987.
- Nike Spring 1996 Footwear Catalog, pp. 138, 145, 155, published Jun. 1995.

Nike Late Spring 1996 Footwear Catalog, p. 41, published Aug. 1995.

Nike Holiday 1996 Footwear Catalog, p. 148, published Mar. 1995.

Nike Spring 1997 Footwear Catalog, p. 54, published Jun. 1996.

Nike Late Spring 1997 Footwear Catalog, pp. 30, 48, published Sep. 1996.

Primary Examiner—Dominic Simone
Attorney, Agent, or Firm—Banner & Witcoff, Ltd.

[57] **CLAIM**

The ornamental design for an element of a shoe upper, as shown and described.

DESCRIPTION

FIG. 1 is a side elevational view of an element of a shoe upper showing my new design;

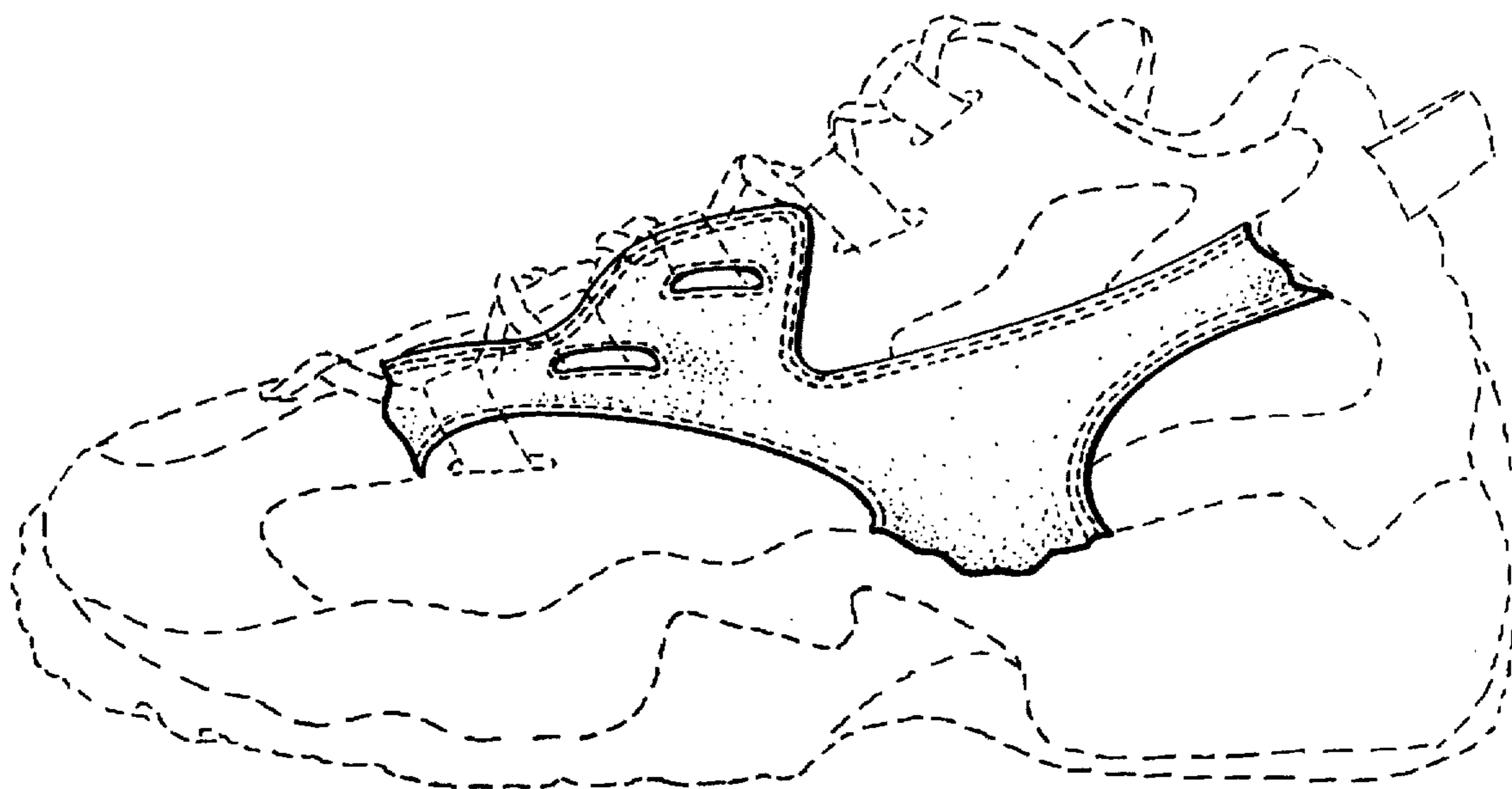
FIG. 2 is a front elevational view of the element of a shoe upper shown in FIG. 1;

FIG. 3 is a rear perspective view of the element of a shoe upper shown in FIG. 1; and,

FIG. 4 is a top plan view of the element of a shoe upper shown in FIG. 1.

The broken line showing of the remainder of the shoe is for illustration purposes only and forms no part of the claimed design.

1 Claim, 2 Drawing Sheets



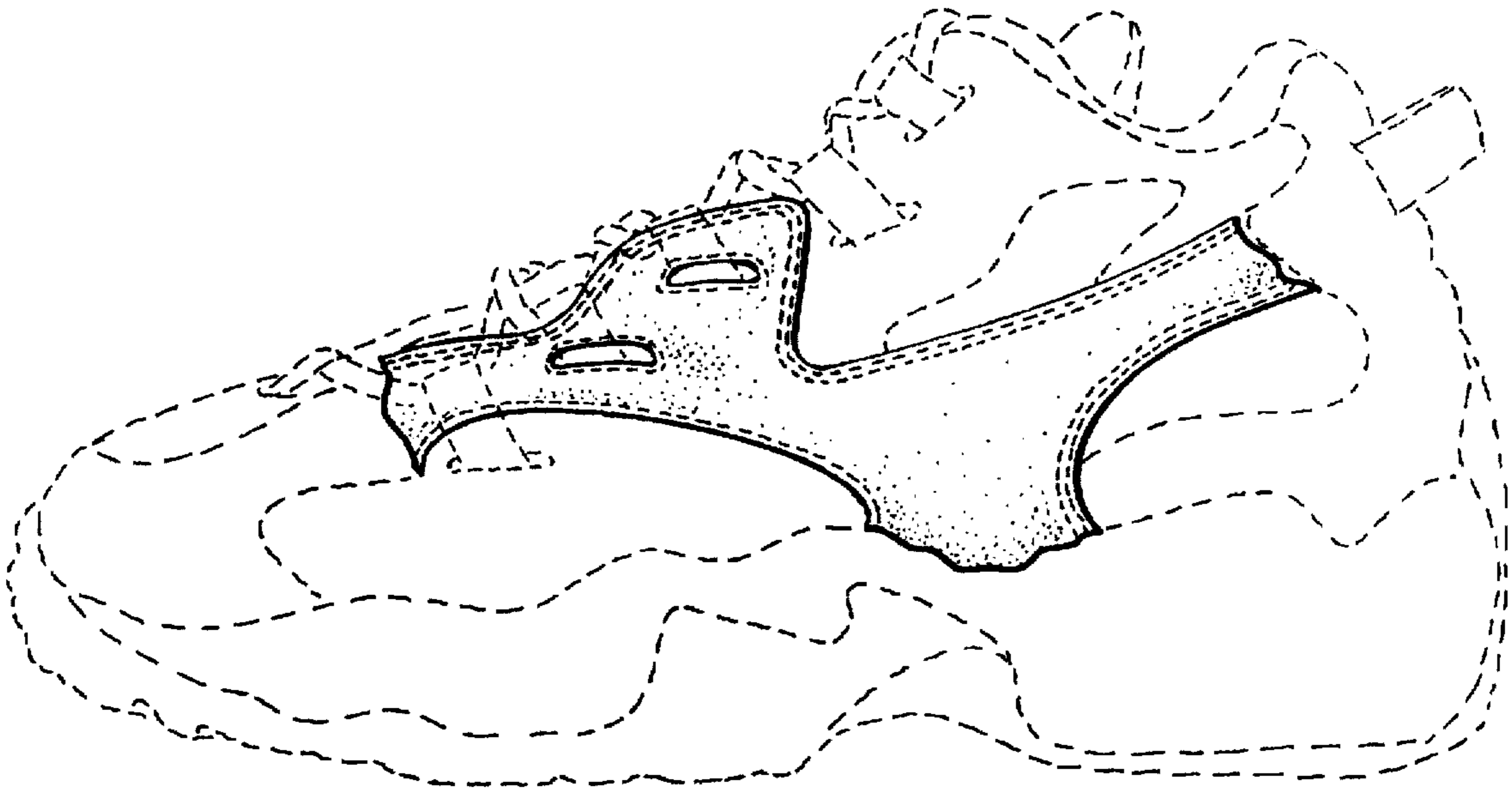


FIG. 1

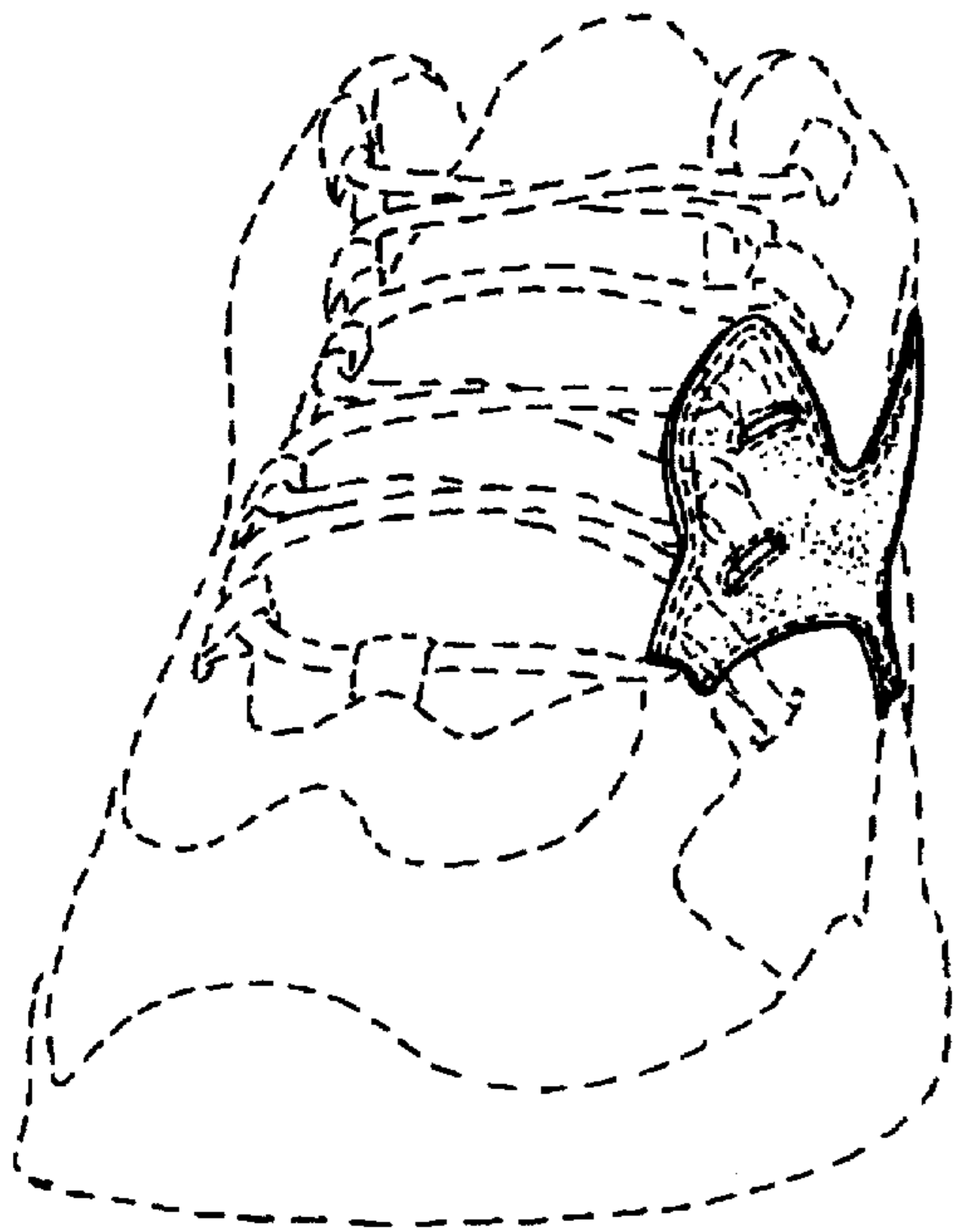


FIG. 2

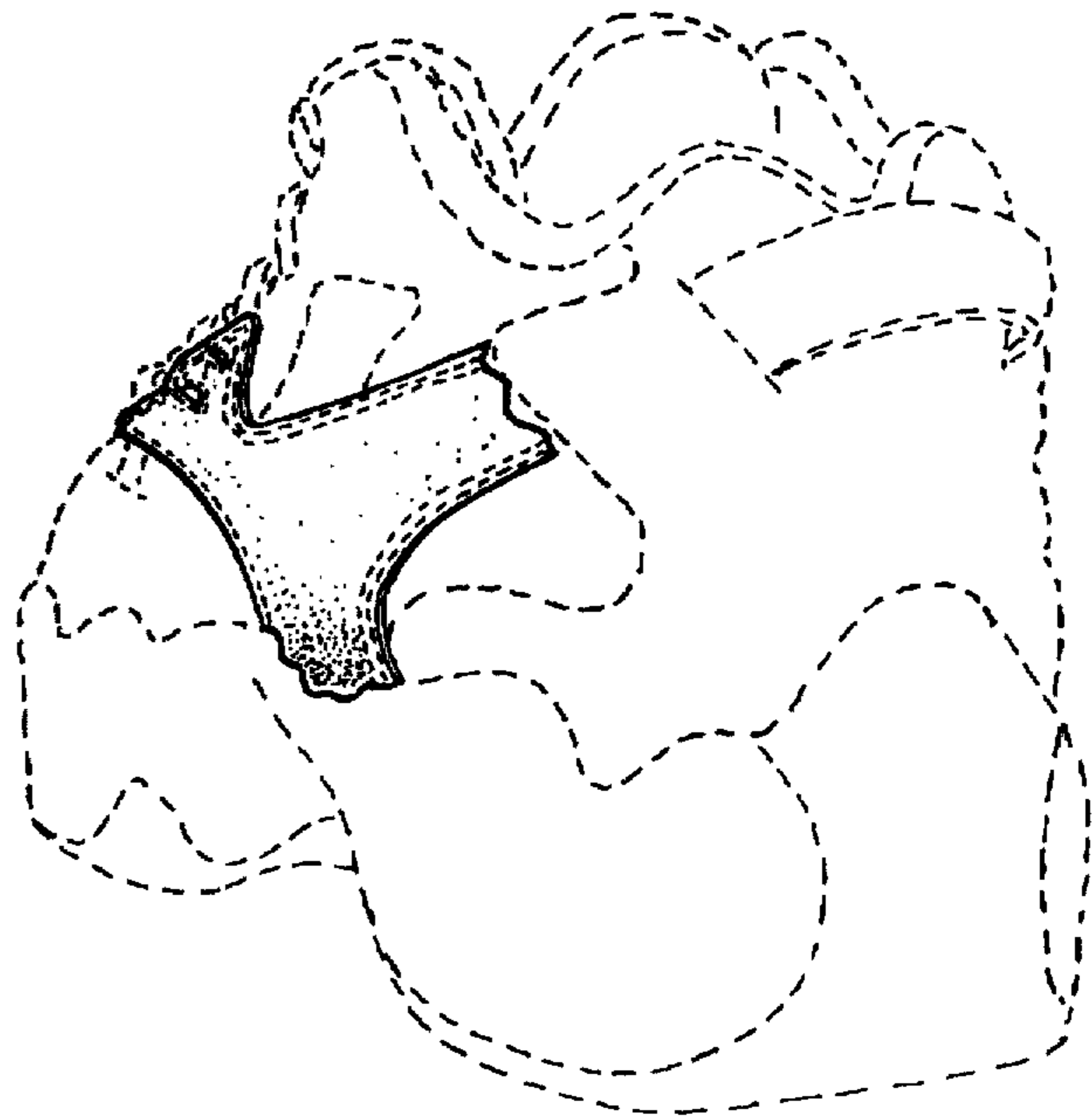


FIG. 3




FIG. 4