



US00D391046S

United States Patent [19]
Blakeslee

[11] **Patent Number:** **Des. 391,046**
[45] **Date of Patent:** ****Feb. 24, 1998**

[54] **PORTION OF SHOE OUTSOLE**

[75] **Inventor:** **Carl Blakeslee, Beaverton, Oreg.**

[73] **Assignee:** **Nike, Inc., Beaverton, Oreg.**

[**] **Term:** **14 Years**

[21] **Appl. No.:** **74,332**

[22] **Filed:** **Jul. 11, 1997**

[51] **LOC (6) Cl.** **02-04**

[52] **U.S. Cl.** **D2/954; D2/949; D2/957;**
..... **D2/958**

[58] **Field of Search** **D2/947-960; 36/25 R,**
..... **36/32 A, 32 R, 59 A, 59 B, 59 C, 127,**
..... **128, 129, 124, 114**

D. 357,346 4/1995 Ho .
D. 359,385 6/1995 Meraw .
D. 374,337 10/1996 Murai et al. .
D. 385,392 10/1997 Cass D2/954

OTHER PUBLICATIONS

Nike Footwear Catalog, Spring 1998, pp. 22, 76, 113;
published Jun. 1997.
Nike Footwear Catalog, Holiday 1997, p. 127; published
Mar. 1997.

Primary Examiner—Doris V. Coles
Attorney, Agent, or Firm—Banner & Witcoff, Ltd.

[57] **CLAIM**

The ornamental design for a portion of a shoe outsole, as
shown and described.

DESCRIPTION

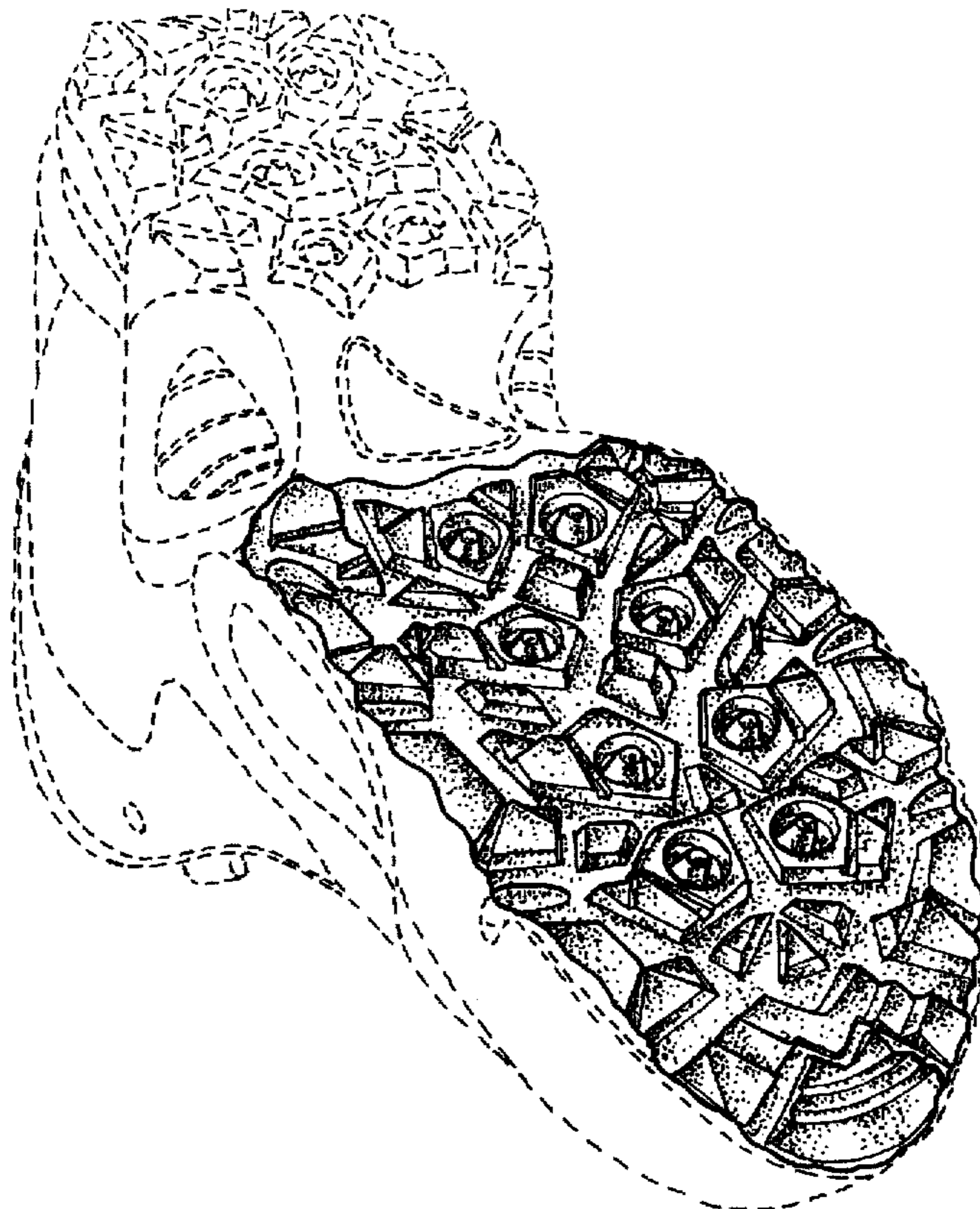
FIG. 1 is a perspective view of a portion of a shoe outsole
showing my new design;
FIG. 2 is a bottom plan view thereof;
FIG. 3 is a profile view taken through line 3—3 of FIG. 2;
FIG. 4 is a profile view taken through line 4—4 of FIG. 2;
FIG. 5 is a profile view taken through line 5—5 of FIG. 2;
and,
FIG. 6 is a profile view taken through line 6—6 of FIG. 2.
The broken line showing of the remainder of the shoe is for
illustrative purposes and forms no part of the claimed
design.

1 Claim, 3 Drawing Sheets

[56] **References Cited**

U.S. PATENT DOCUMENTS

- D. 76,528 10/1928 Frey .
- D. 321,425 11/1991 Mitsui .
- D. 326,014 5/1992 Issler .
- D. 331,487 12/1992 Arai .
- D. 339,459 9/1993 Yoshikawa et al. .
- D. 345,454 3/1994 Hauglin .
- D. 346,687 5/1994 Kayano et al. .
- D. 347,936 6/1994 Takaoka .
- D. 349,392 8/1994 Noel .
- D. 351,717 10/1994 Kayano et al. .
- D. 354,845 1/1995 Bramani .
- D. 355,754 2/1995 Brandon .



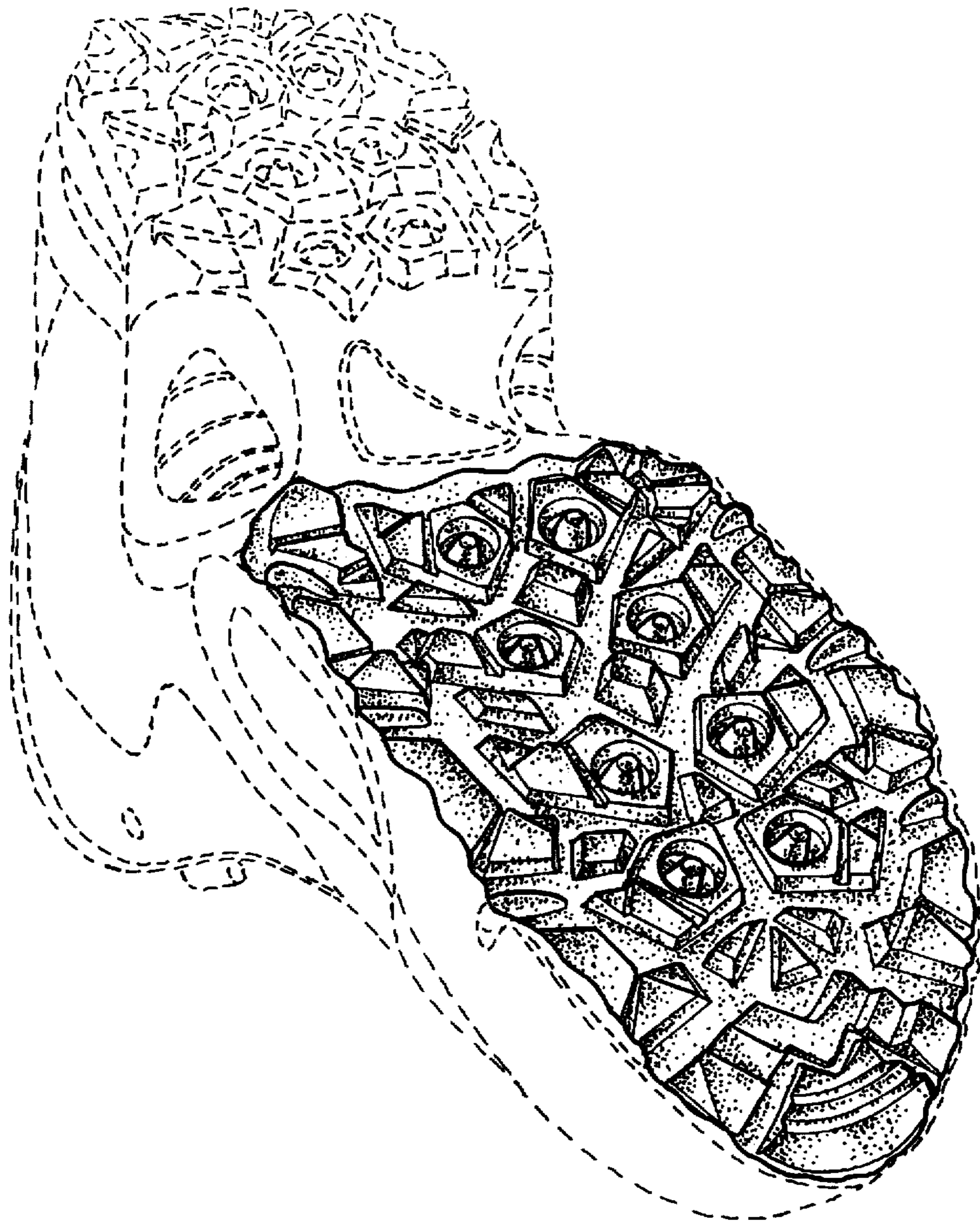


FIG. 1

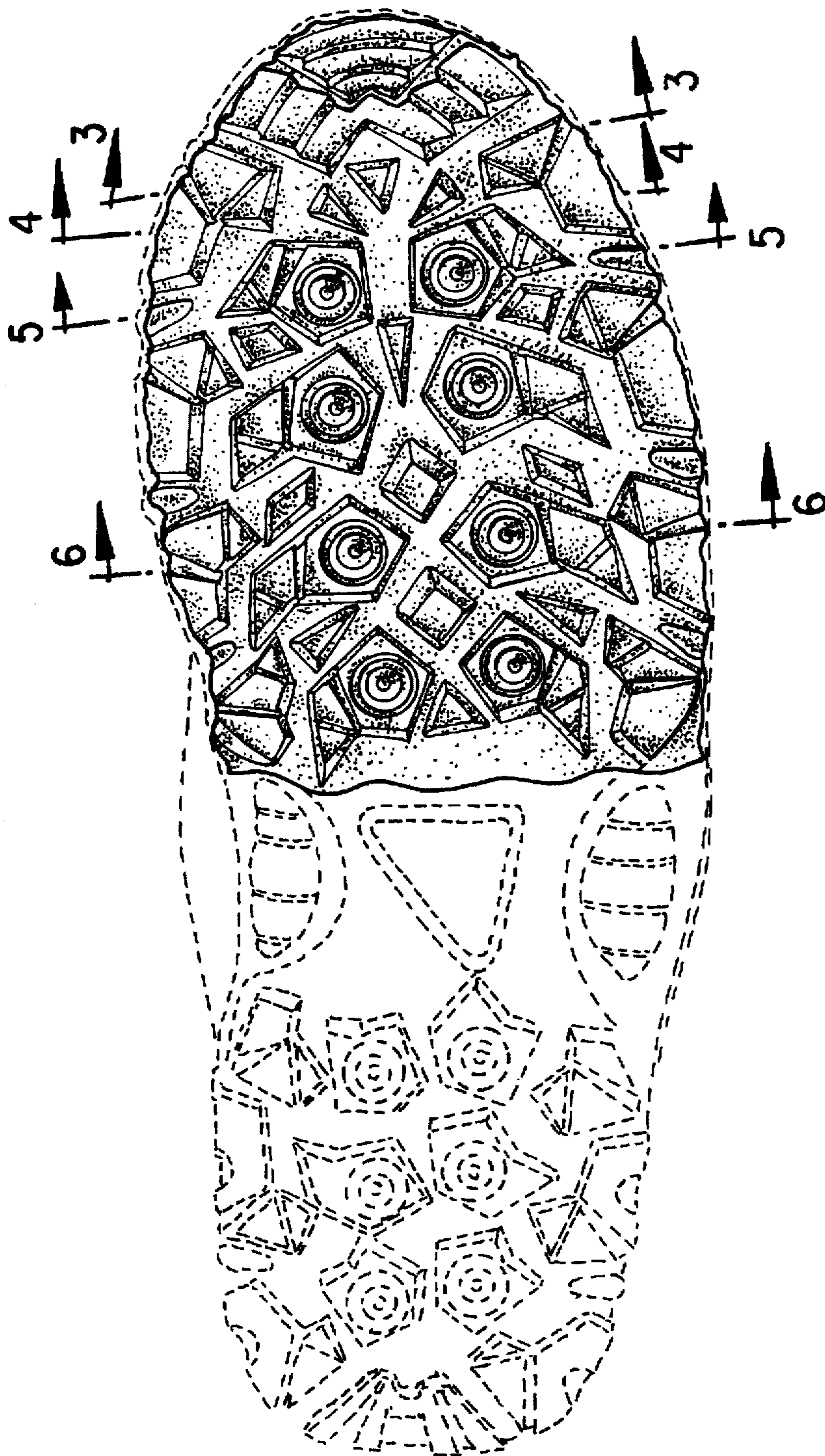


FIG. 2



FIG. 3



FIG. 4



FIG. 5



FIG. 6