



US00D391045S

United States Patent [19]

Assous

[11] Patent Number: **Des. 391,045**

[45] Date of Patent: ****Feb. 24, 1998**

[54] **SHOE SOLE**

[75] Inventor: **Andre Assous, North Miami, Fla.**

[73] Assignee: **Andre Assous, Inc., New York, N.Y.**

[**] Term: **14 Years**

[21] Appl. No.: **62,779**

[22] Filed: **Jan. 8, 1997**

[51] LOC (6) Cl. **02-04**

[52] U.S. Cl. **D2/954; D2/947; D2/962**

[58] Field of Search **D2/947, 951, 962, D2/959, 960, 954, 957, 955; 36/25 R, 28, 30, 31, 32 R, 32 A, 83, 114**

[56] **References Cited**

U.S. PATENT DOCUMENTS

D. 52,565	10/1918	Finneran	D2/951
D. 67,788	7/1925	Cary	D2/959
D. 71,338	10/1926	Oakley	D2/959
D. 77,152	12/1928	Greene	D2/954
D. 87,136	6/1932	Tebbutt	D2/954
D. 87,795	9/1932	Regan	D2/960
D. 99,934	6/1936	Fowler	D2/954

D. 120,217	4/1940	Daniels	D2/954
D. 122,906	10/1940	Morse	D2/957
D. 146,505	3/1947	Kavenagh	D2/957
D. 172,787	8/1954	Frary	D2/959
D. 354,388	1/1995	Saez	D2/947

Primary Examiner—Doris V. Coles
Attorney, Agent, or Firm—Martin Smolowitz

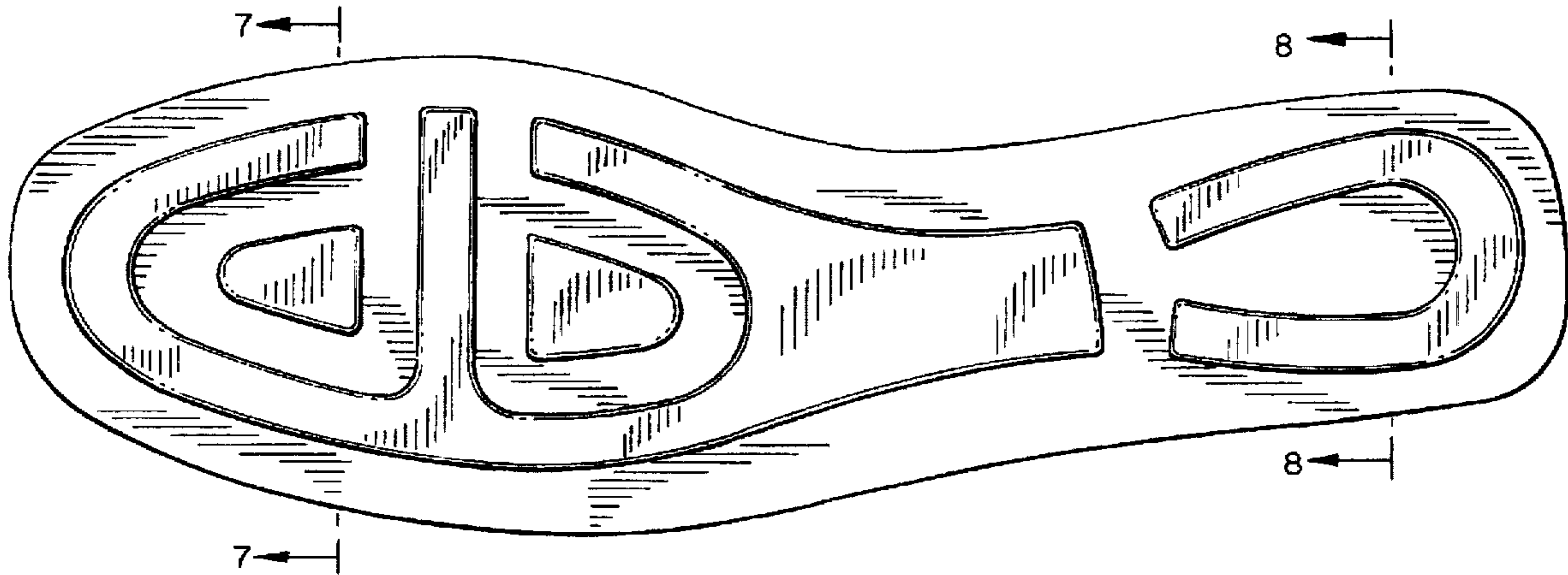
[57] **CLAIM**

The ornamental design of a shoe sole, as shown and described.

DESCRIPTION

FIG. 1 is a bottom plan view showing the shoe sole of the invention;
FIG. 2 is a right side view thereof;
FIG. 3 is a front view thereof;
FIG. 4 is a left side view thereof;
FIG. 5 is a rear view thereof;
FIG. 6 is a top plan view thereof;
FIG. 7 is a cross-sectional view with lines 7—7 of FIG. 1; and,
FIG. 8 is a cross-sectional view with lines 8—8 of FIG. 1.

1 Claim, 2 Drawing Sheets



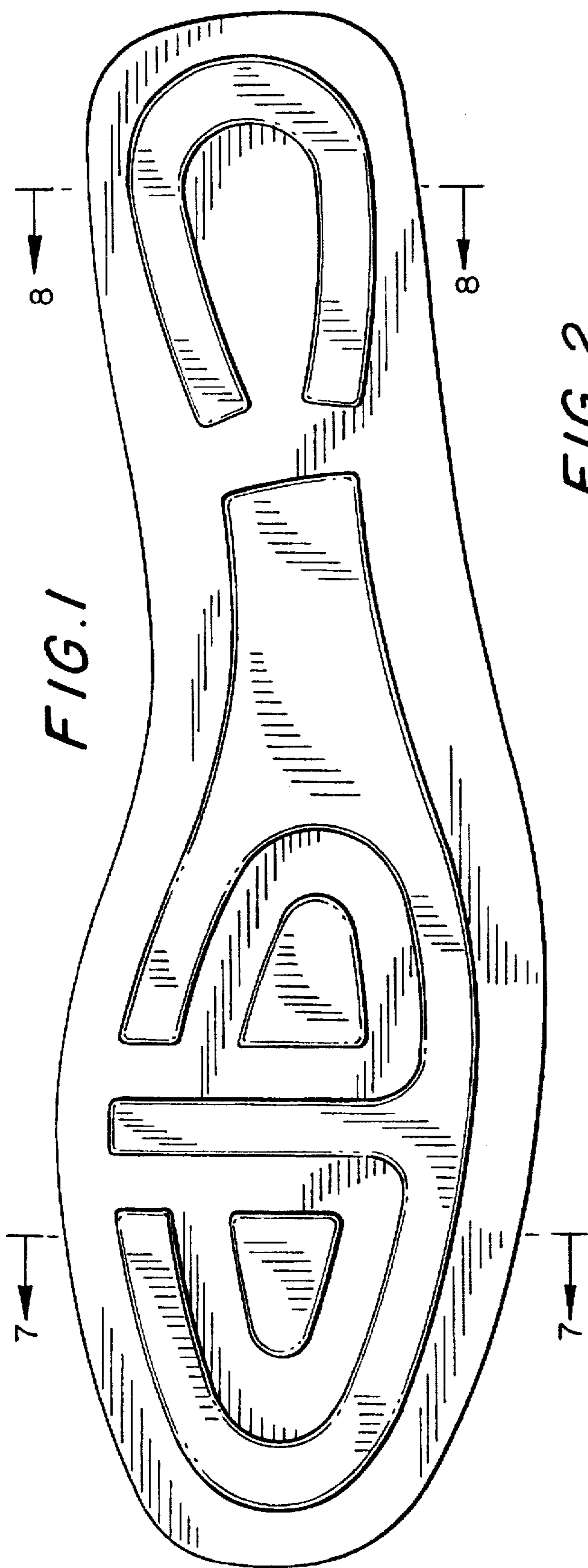


FIG. 1

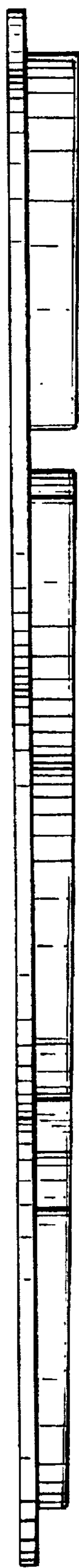


FIG. 2

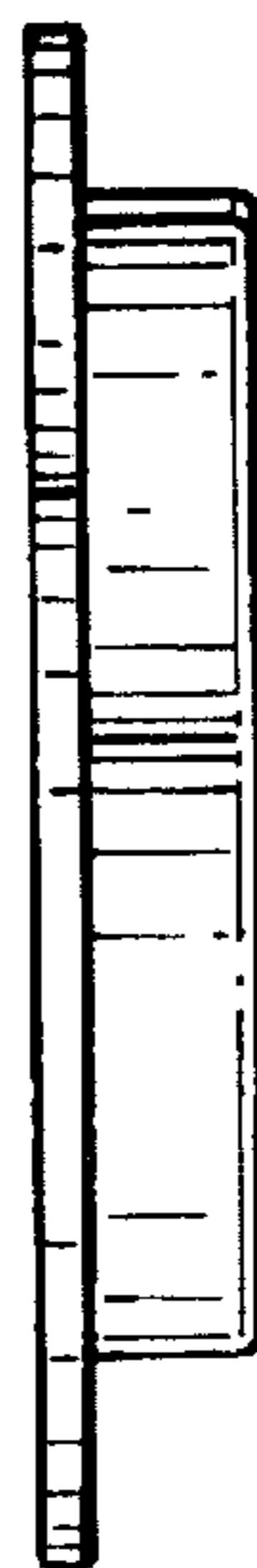


FIG. 3

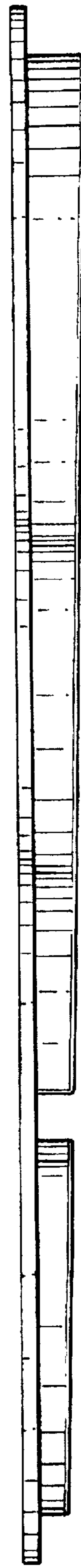


FIG. 4

FIG. 5

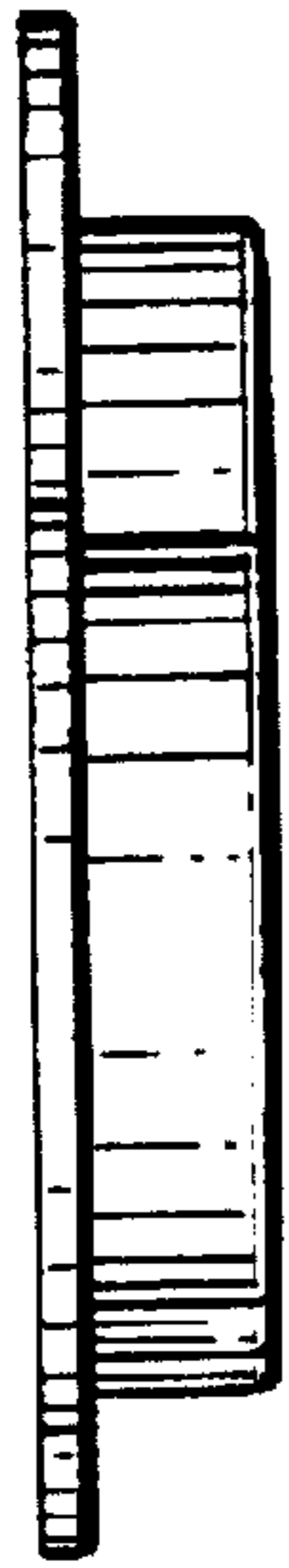


FIG. 6

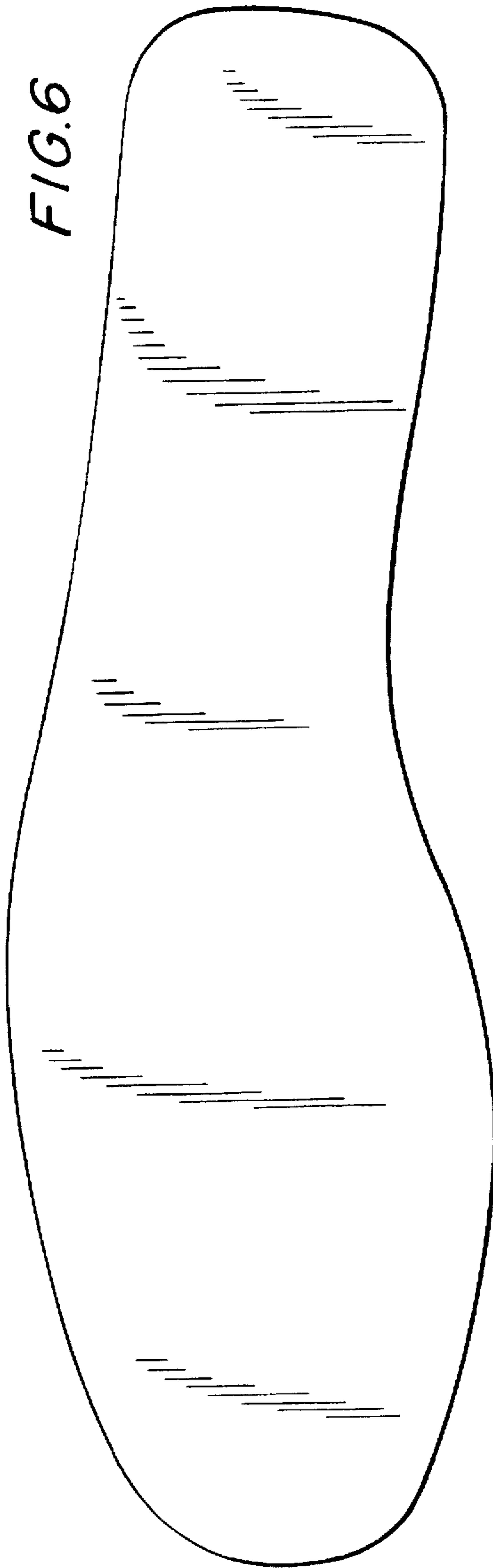


FIG. 8

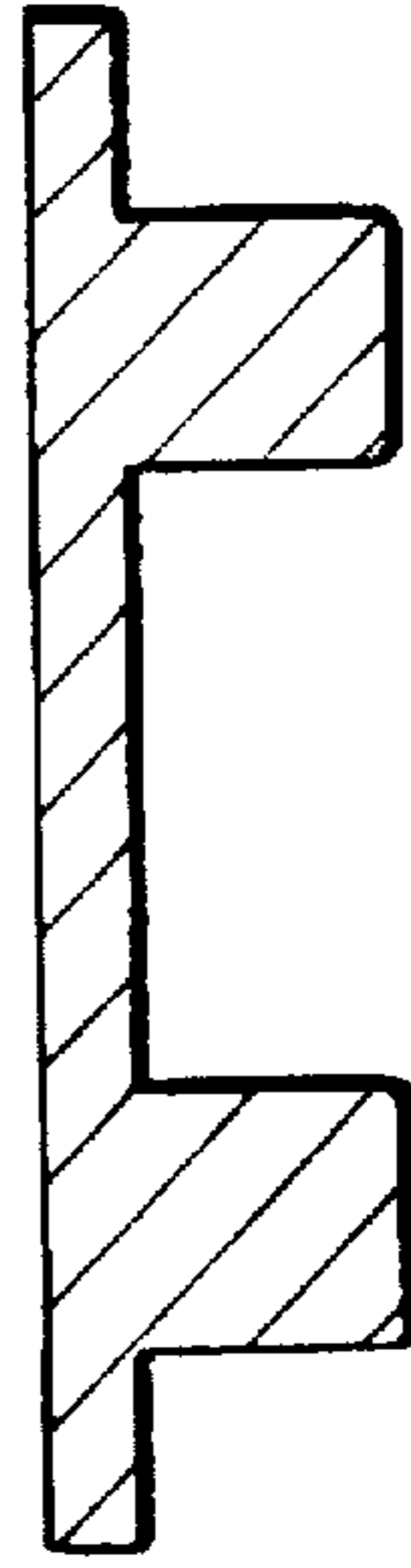


FIG. 7

