



US00D391043S

United States Patent [19]
Dietrich

[11] **Patent Number:** **Des. 391,043**
[45] **Date of Patent:** ****Feb. 24, 1998**

[54] **SHOE SOLE**

[76] **Inventor:** **Stephan Dietrich**, Bucherstr. 81, 90419
Nürnberg, Germany

[**] **Term:** **14 Years**

[21] **Appl. No.:** **55,390**

[22] **Filed:** **Jun. 3, 1996**

[51] **LOC (6) Cl.** **02-04**

[52] **U.S. Cl.** **D2/951**

[58] **Field of Search** D2/897, 902, 906,
D2/908, 910, 946-960, 962, 964; 36/101-107,
113-115, 124, 126-130

[56] **References Cited**

U.S. PATENT DOCUMENTS

D. 376,683	12/1996	Gaudio et al.	D2/956
4,361,971	12/1982	Bowerman	36/28
4,546,559	10/1985	Dassler	36/114
5,461,801	10/1995	Anderton	36/114

Primary Examiner—Ralf Seifert
Attorney, Agent, or Firm—Marger, Johnson McCollom &
Stolowitz, P.C.

[57] **CLAIM**

The ornamental design for a shoe sole, as shown and described.

DESCRIPTION

FIG. 1 is a bottom plan view of a shoe sole showing my new design;

FIG. 2 is a right side elevational view thereof;

FIG. 3 is a left side elevational view thereof;

FIG. 4 is a front elevational view thereof;

FIG. 5 is a rear elevational view thereof;

FIG. 6 is a front left perspective view; and,

FIG. 7 is a top plan view.

The broken lines shown in FIG. 3 showing a shoe upper and/or shoe midsole are for illustrative purposes only and form no part of the claimed design.

1 Claim, 2 Drawing Sheets

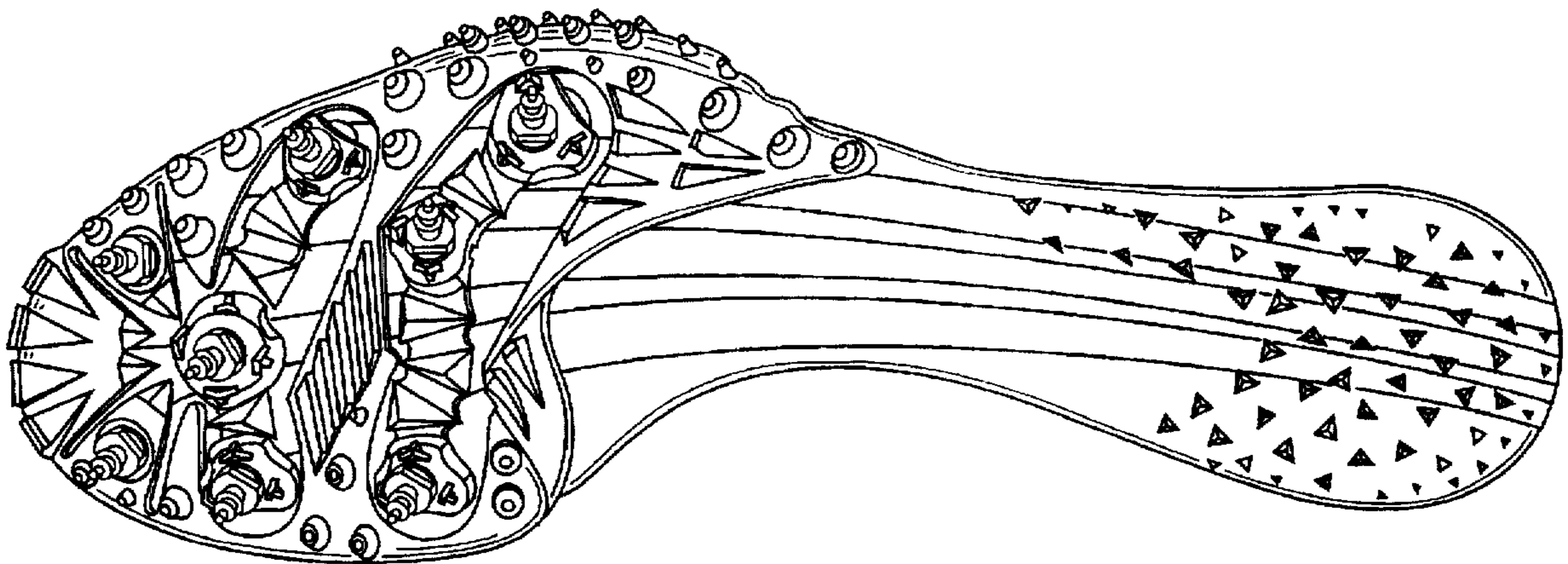


FIG. 1

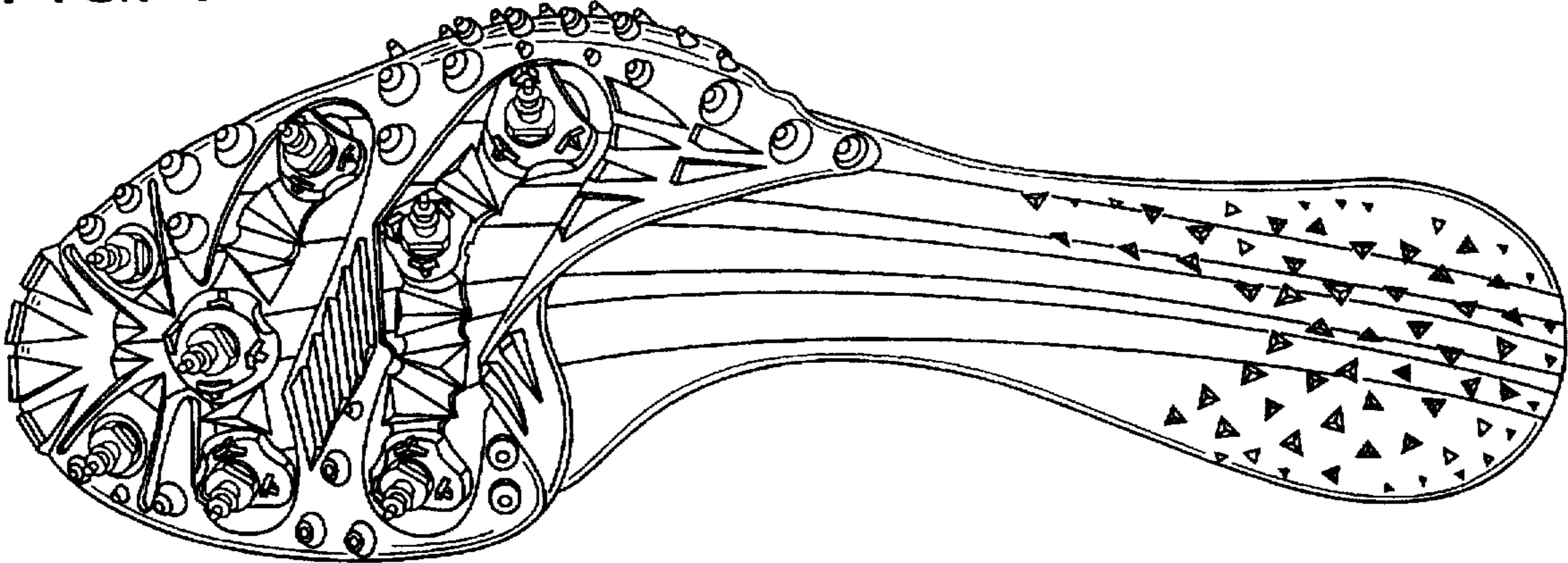


FIG. 2

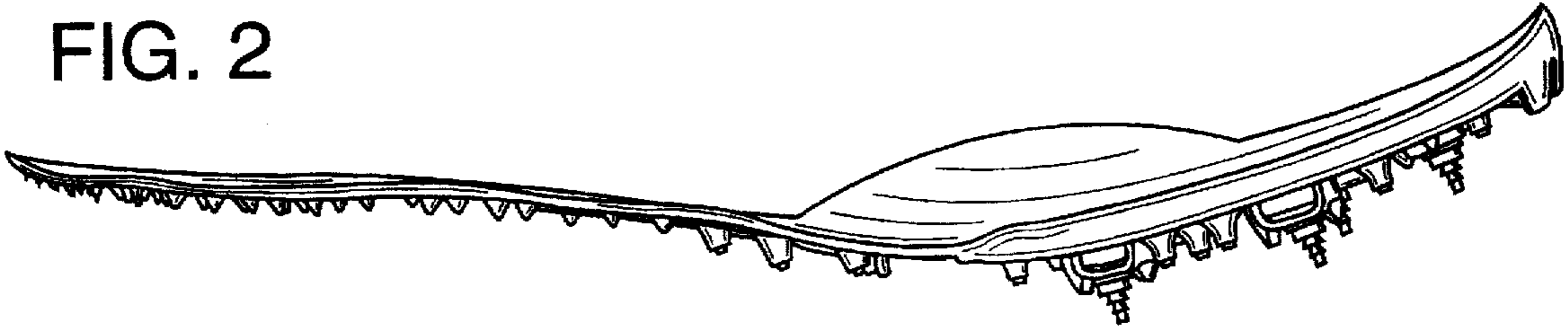


FIG. 3




FIG. 4




FIG. 5

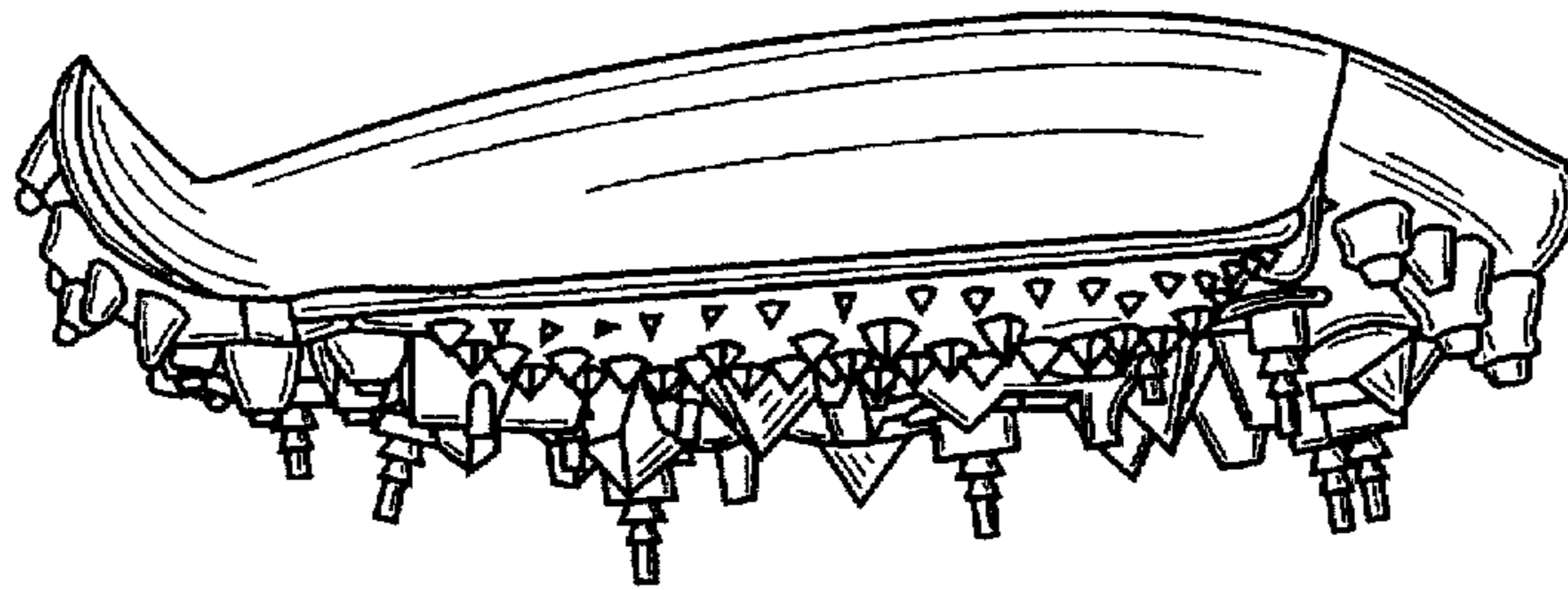


FIG. 6

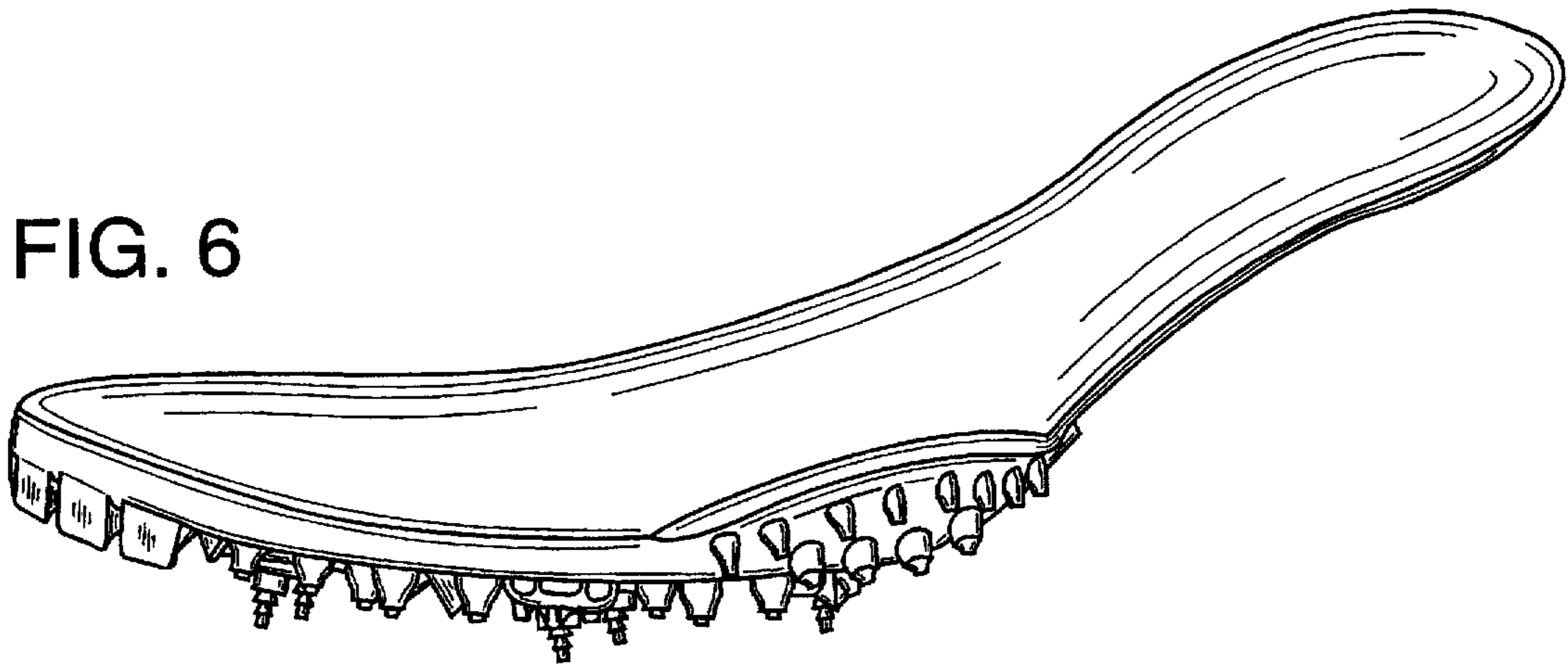


FIG. 7

