



US00D391022S

United States Patent [19]

[11] Patent Number: **Des. 391,022**

Ullman

[45] Date of Patent: ****Feb. 17, 1998**

[54] **DRY SHAVER**

[75] Inventor: **Roland Ullman**, Offenbach, Germany

[73] Assignee: **Braun Aktiengesellschaft**, Frankfurt, Germany

[**] Term: **14 Years**

[21] Appl. No.: **66,305**

[22] Filed: **Feb. 19, 1997**

[30] **Foreign Application Priority Data**

Aug. 19, 1996 [DE] Germany 96 07 005.6

[51] LOC (6) Cl. **28-03**

[52] U.S. Cl. **D28/49**

[58] Field of Search D28/49-53; 30/34.05, 30/34.1, 34.2, 42, 43, 43.1, 43.4, 43.5, 43.6, 43.7, 43.8, 43.9, 43.91, 43.92, 45

[56] **References Cited**

U.S. PATENT DOCUMENTS

D. 199,527	11/1964	Boldt	D28/51
D. 258,993	4/1981	Ullmann	D28/49
D. 283,060	3/1986	Camens	D28/51
D. 310,429	9/1990	Anema	D28/51
D. 319,515	8/1991	Ullmann	D28/49
D. 346,462	4/1994	Tanaka et al.	D28/51
D. 373,852	9/1996	Ullman	D28/49

D. 374,502	10/1996	Ullmann	D28/49
D. 376,669	12/1996	Ullmann	D28/51
2,262,684	11/1941	Knapp	30/43.92
4,979,297	12/1990	Bertram	30/34.1
5,289,636	3/1994	Eichhorn et al.	30/43.1 X
5,507,095	4/1996	Wetzel et al.	30/34.1

FOREIGN PATENT DOCUMENTS

960210	4/1950	France	30/43.92
1391149	1/1965	France	30/34.05

Primary Examiner—Ted Shooman
Assistant Examiner—C. Tuttle
Attorney, Agent, or Firm—Fish & Richardson P.C.

[57] **CLAIM**

The ornamental design for a dry shaver, as shown and described.

DESCRIPTION

FIG. 1 is a top front perspective view of a dry shaver, showing my design;
FIG. 2 is a front view of the appliance of FIG. 1;
FIG. 3 is a right side view of the appliance of FIG. 1;
FIG. 4 is a left side view of the appliance of FIG. 1;
FIG. 5 is a rear view of the appliance of FIG. 1;
FIG. 6 is a top plan view of the appliance of FIG. 1; and,
FIG. 7 is a bottom plan view of the appliance of FIG. 1.

1 Claim, 3 Drawing Sheets

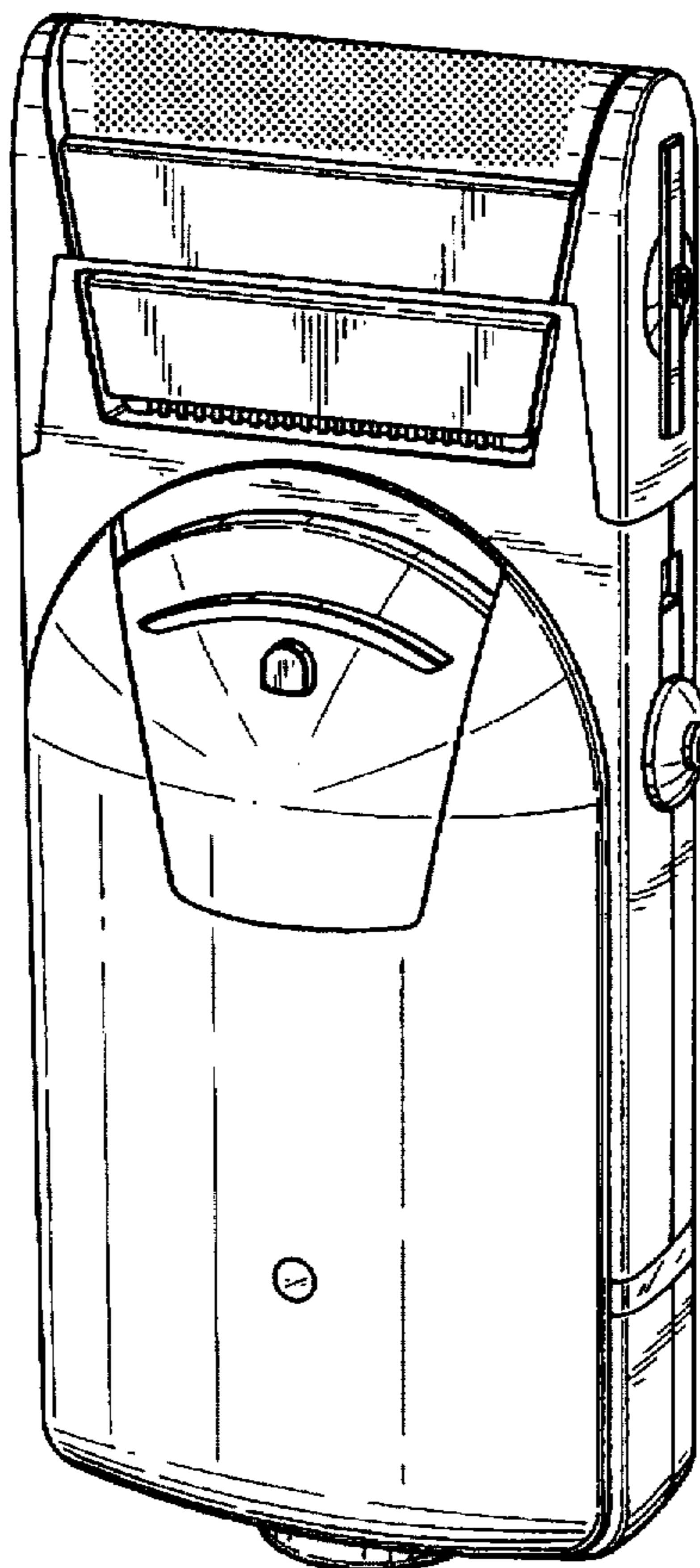


Fig. 1

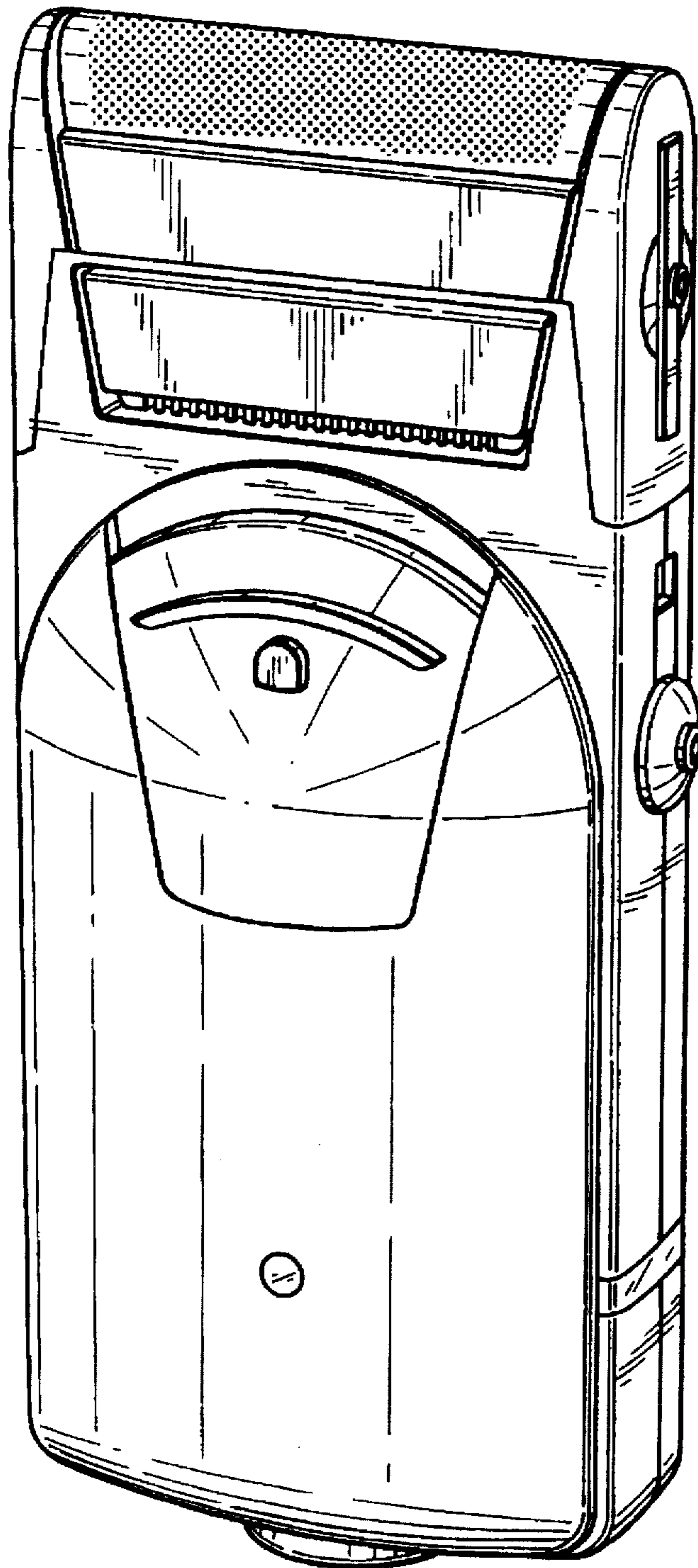


Fig. 2

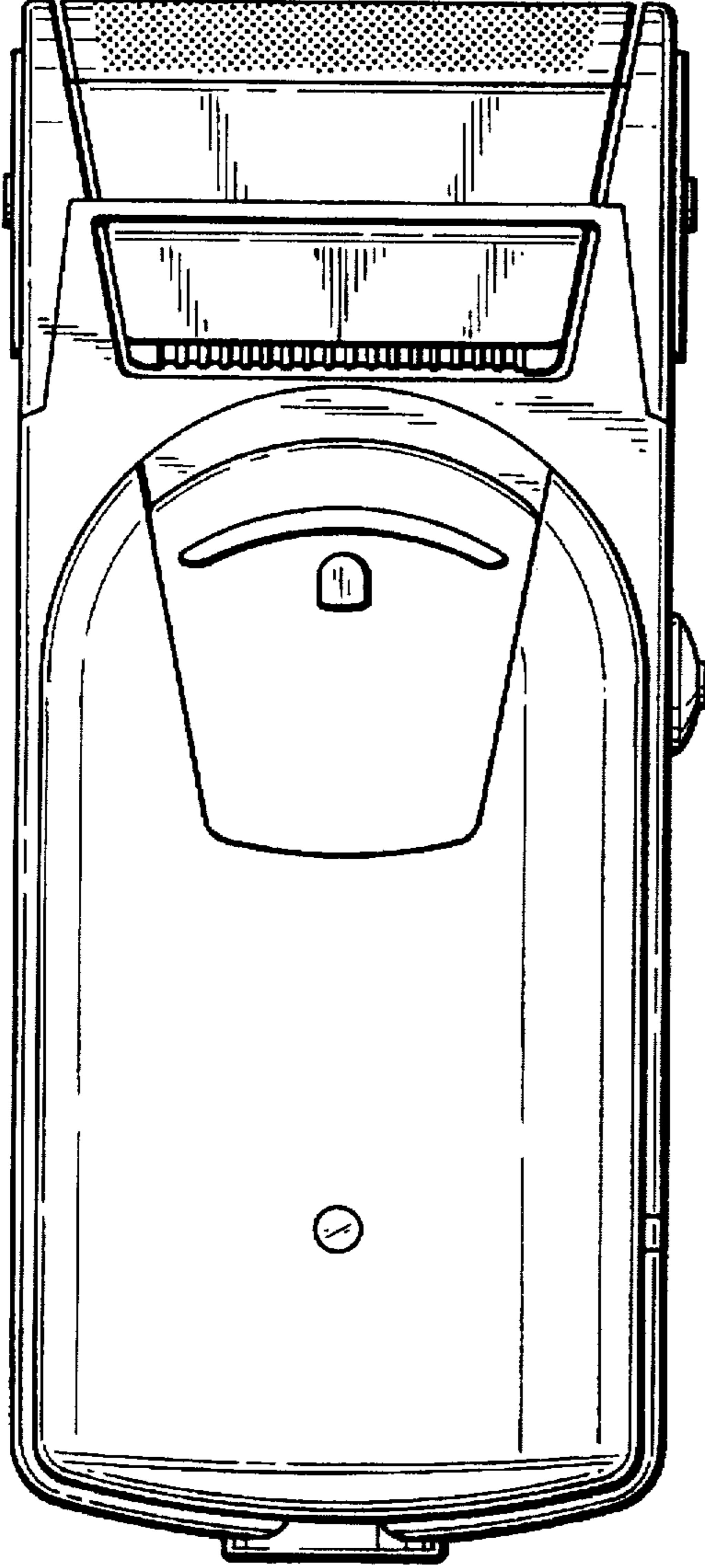


Fig. 3

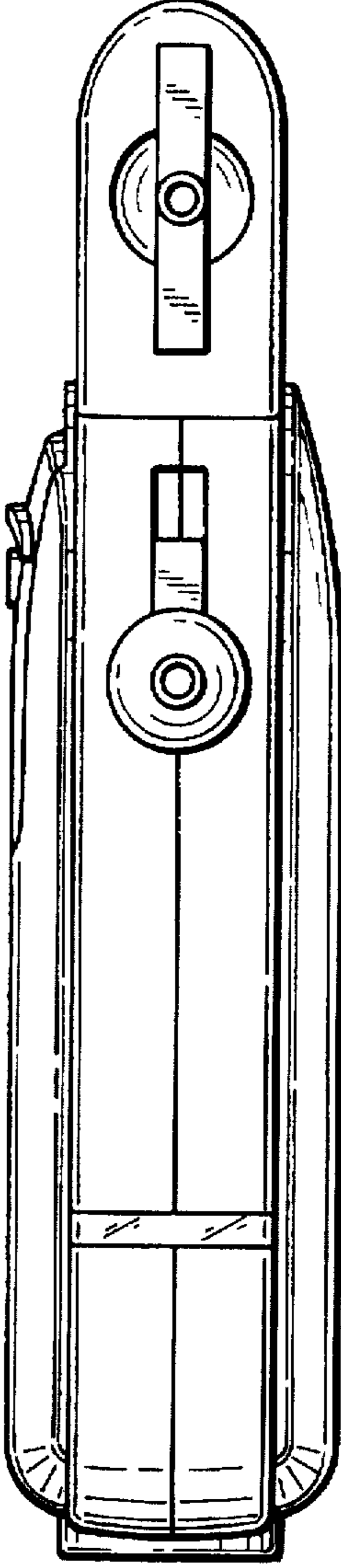


Fig. 7

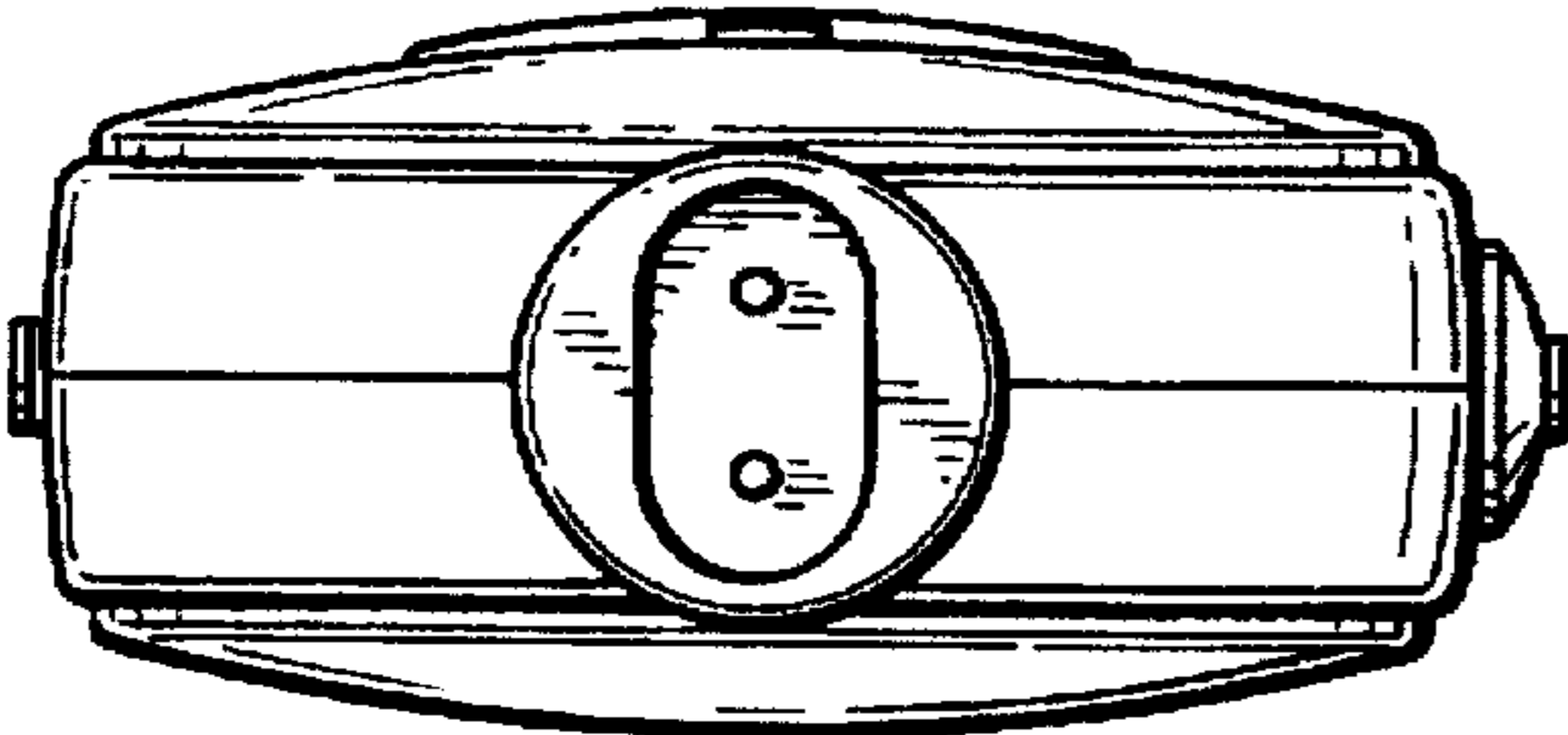


Fig. 6

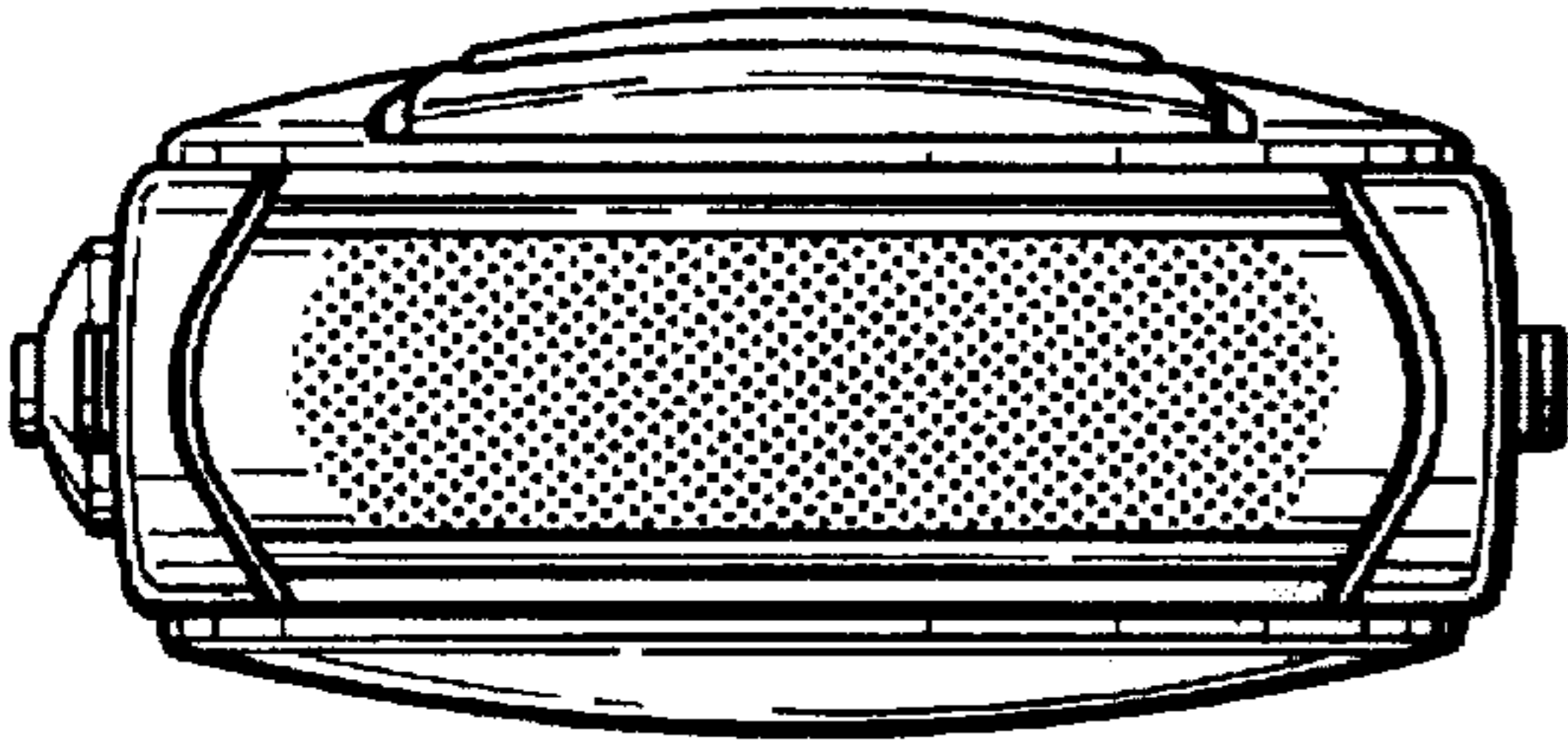


Fig. 5




Fig. 4

