



US00D391021S

United States Patent [19]
van Oene

[11] **Patent Number: Des. 391,021**
[45] **Date of Patent: **Feb. 17, 1998**

[54] **RAZOR HANDLE**
[75] **Inventor: Gerritt van Oene, Westmoreland, N.H.**
[73] **Assignee: Designer's Edge Int'l, Inc., Spofford, N.H.**
[**] **Term: 14 Years**

[21] **Appl. No.: 67,254**
[22] **Filed: Feb. 25, 1997**

[51] **LOC (6) Cl. 28-03**
[52] **U.S. Cl. D28/45; D28/48; D8/107**
[58] **Field of Search D28/44-48, 30, D28/25; 30/32, 53-55, 526, 528; D8/107, DIG. 7, DIG. 10, DIG. 4, DIG. 5, 98, 99, 102, 642, 648-650**

[56] **References Cited**

U.S. PATENT DOCUMENTS

D. 142,468 10/1945 Bremer D8/DIG. 7 X
D. 235,696 7/1975 Krupski D28/48
D. 344,155 2/1994 Ueno et al. D28/45
790,439 5/1905 Kampfe 30/32
1,359,666 11/1920 Brandt D28/45 X
1,500,953 7/1924 Masters .

2,150,260 3/1939 Berry D28/30 X
5,009,003 4/1991 Grnage D28/45 X

FOREIGN PATENT DOCUMENTS

2704797 11/1994 France 30/53

Primary Examiner—Ted Shooman
Assistant Examiner—C. Tuttle
Attorney, Agent, or Firm—McCormick, Paulding & Huber

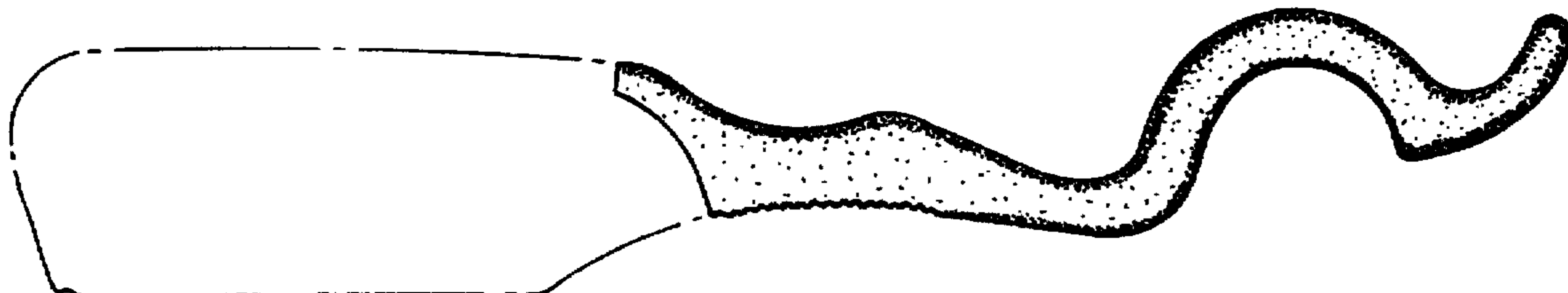
[57] **CLAIM**

The ornamental design for a razor handle, as shown and described.

DESCRIPTION

FIG. 1 is a right side elevational view of a razor handle showing my new design, the left side being a mirror image of the side shown;
FIG. 2 is a top plan view thereof;
FIG. 3 is a bottom plan view thereof;
FIG. 4 is a front elevational view of the handle shown on an enlarged scale; and,
FIG. 5 is a rear view thereof.
The broken line showing of the razor is for illustrative purposes only and forms no part of the claimed design.

1 Claim, 1 Drawing Sheet



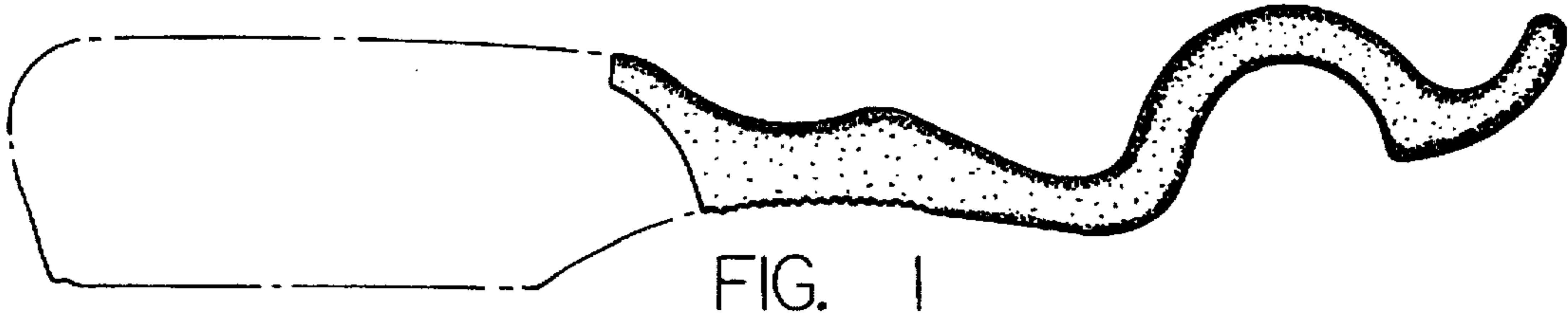


FIG. 1



FIG. 2



FIG. 3

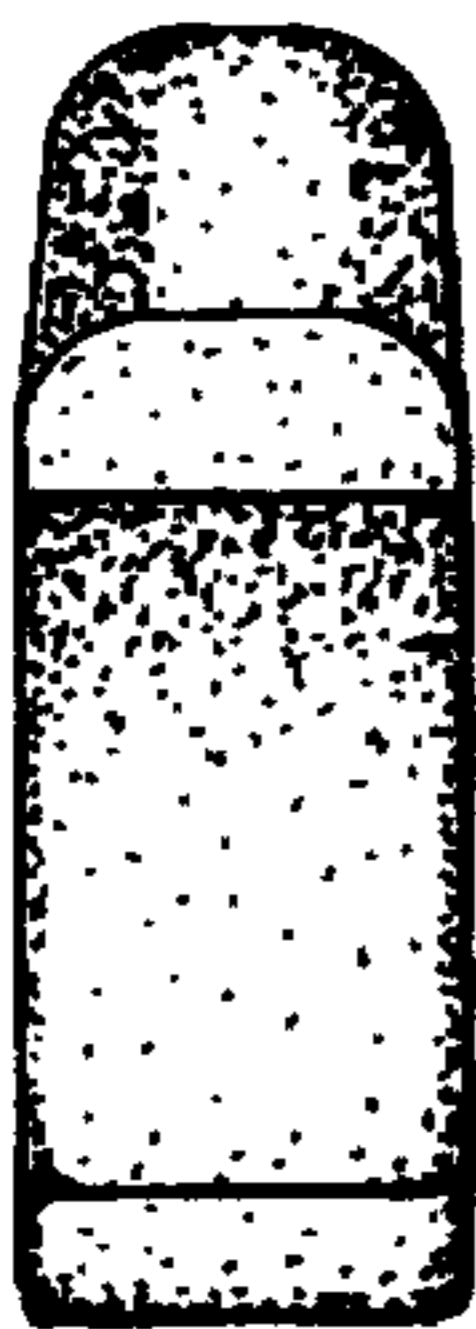


FIG. 4




FIG. 5