



US00D391020S

United States Patent [19] Tsai

[11] Patent Number: **Des. 391,020**

[45] Date of Patent: ****Feb. 17, 1998**

[54] **HAIR CLIP**

[76] Inventor: **Kai-Mou Tsai**, 4/F., No. 1, Lane 135, Tao-Hsiang Rd., Peitou Dist., Taipei City, Taiwan

[**] Term: **14 Years**

[21] Appl. No.: **70,304**

[22] Filed: **May 5, 1997**

[51] LOC (6) Cl. **28-03**

[52] U.S. Cl. **D28/40**

[58] Field of Search D28/39-43; 132/273, 132/275-284

[56] **References Cited**

U.S. PATENT DOCUMENTS

D. 202,016	8/1965	Solomon	D28/40
D. 272,861	2/1984	Incando	D28/39 X
1,675,806	7/1928	Holden	132/276 X
4,011,639	3/1977	Koleske	132/276 X
5,537,724	7/1996	Chou	132/279 X

Primary Examiner—Ted Shooman
Assistant Examiner—C. Tuttle
Attorney, Agent, or Firm—Morton J. Rosenberg; David I. Klein; Jun Y. Lee

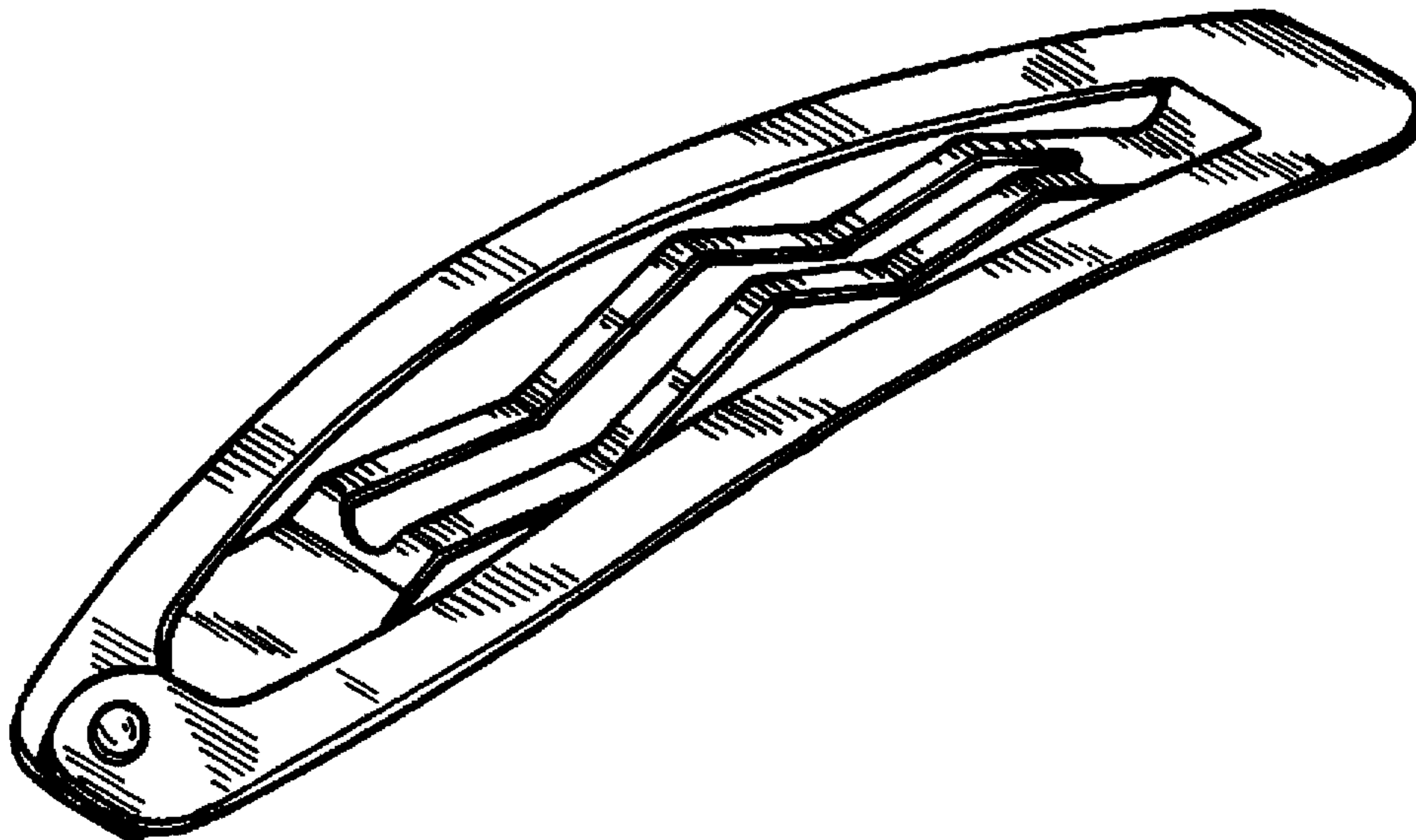
[57] **CLAIM**

The ornamental design for a hair clip, as shown and described.

DESCRIPTION

FIG. 1 is a perspective view of a hair clip showing my new design;
FIG. 2 is a top plan view thereof;
FIG. 3 is a bottom plan view thereof;
FIG. 4 is a front elevational view thereof;
FIG. 5 is a rear elevational view thereof;
FIG. 6 is a left side elevational view thereof;
FIG. 7 is a right side elevational view thereof; and,
FIG. 8 is an elevational view of the present invention, showing the hair clip opened.

1 Claim, 5 Drawing Sheets



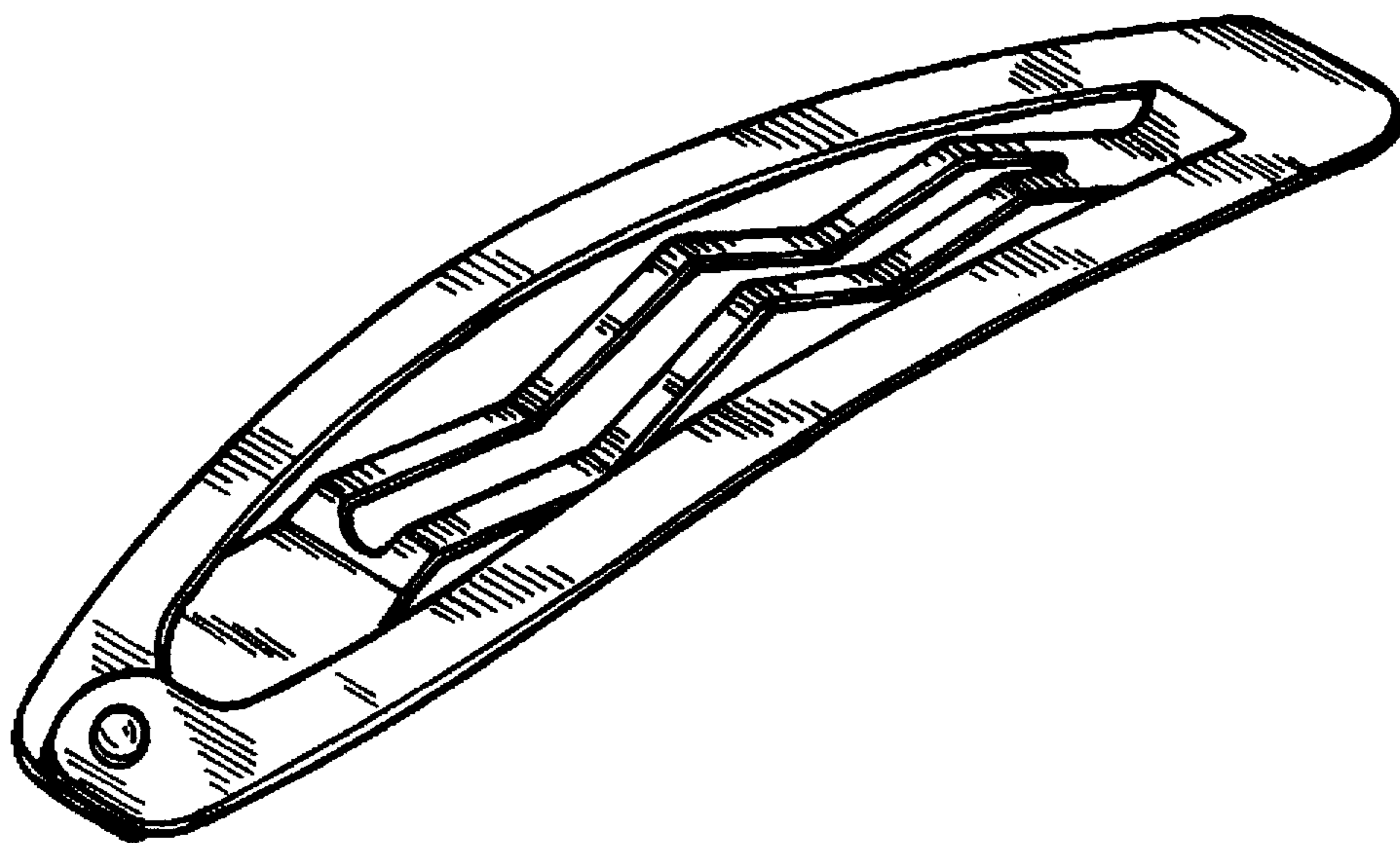


FIG. 1




FIG. 2




FIG. 3



FIG. 4



FIG. 5

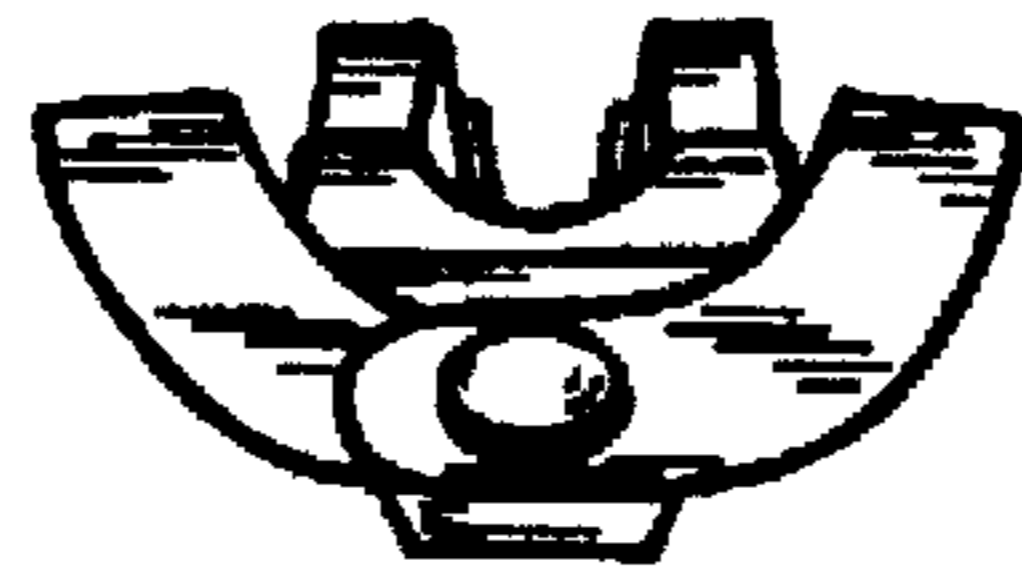


FIG. 6



FIG. 7

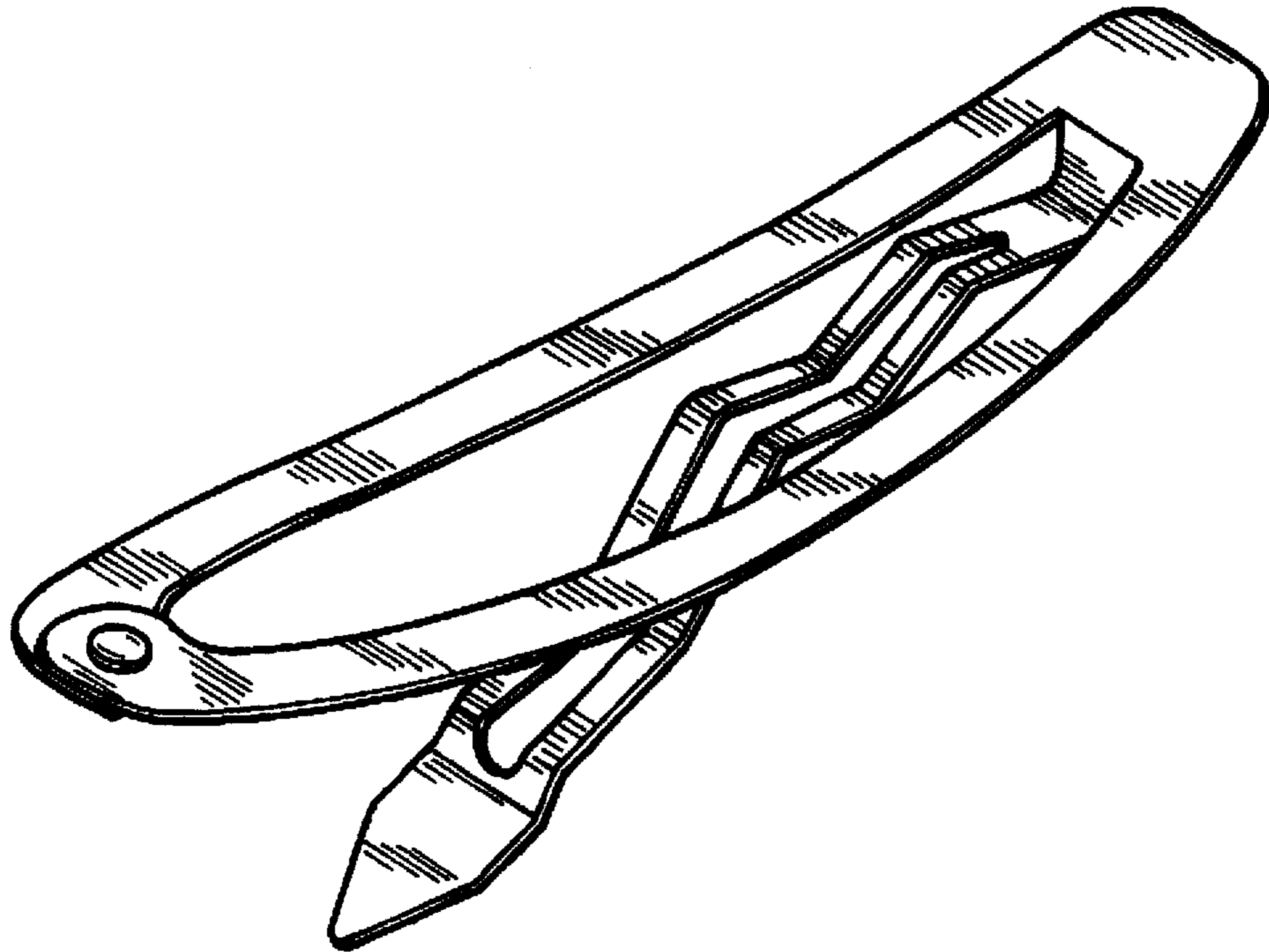


FIG. 8