



US00D391012S

**United States Patent** [19]  
**Chen Huang**

[11] **Patent Number: Des. 391,012**  
[45] **Date of Patent: \*\*Feb. 17, 1998**

[54] **DECORATIVE STRIP FOR LAMPS**  
[76] **Inventor: Yu-Lan Chen Huang, P.O. Box 82-144, Taipei, Taiwan**  
[\*\*] **Term: 14 Years**  
[21] **Appl. No.: 69,958**  
[22] **Filed: Apr. 21, 1997**  
[51] **LOC (6) Cl. .... 26-99**  
[52] **U.S. Cl. .... D26/152**  
[58] **Field of Search .... D26/72, 80-92, D26/113, 145, 150, 152, 154, 155, 148; 362/147, 404-408, 432**

Minka-Lavery lighting catalog, p. 155, wall lamp base, G W9151-22, 1995.

*Primary Examiner—Susan J. Lucas  
Attorney, Agent, or Firm—A & J*

[57] **CLAIM**

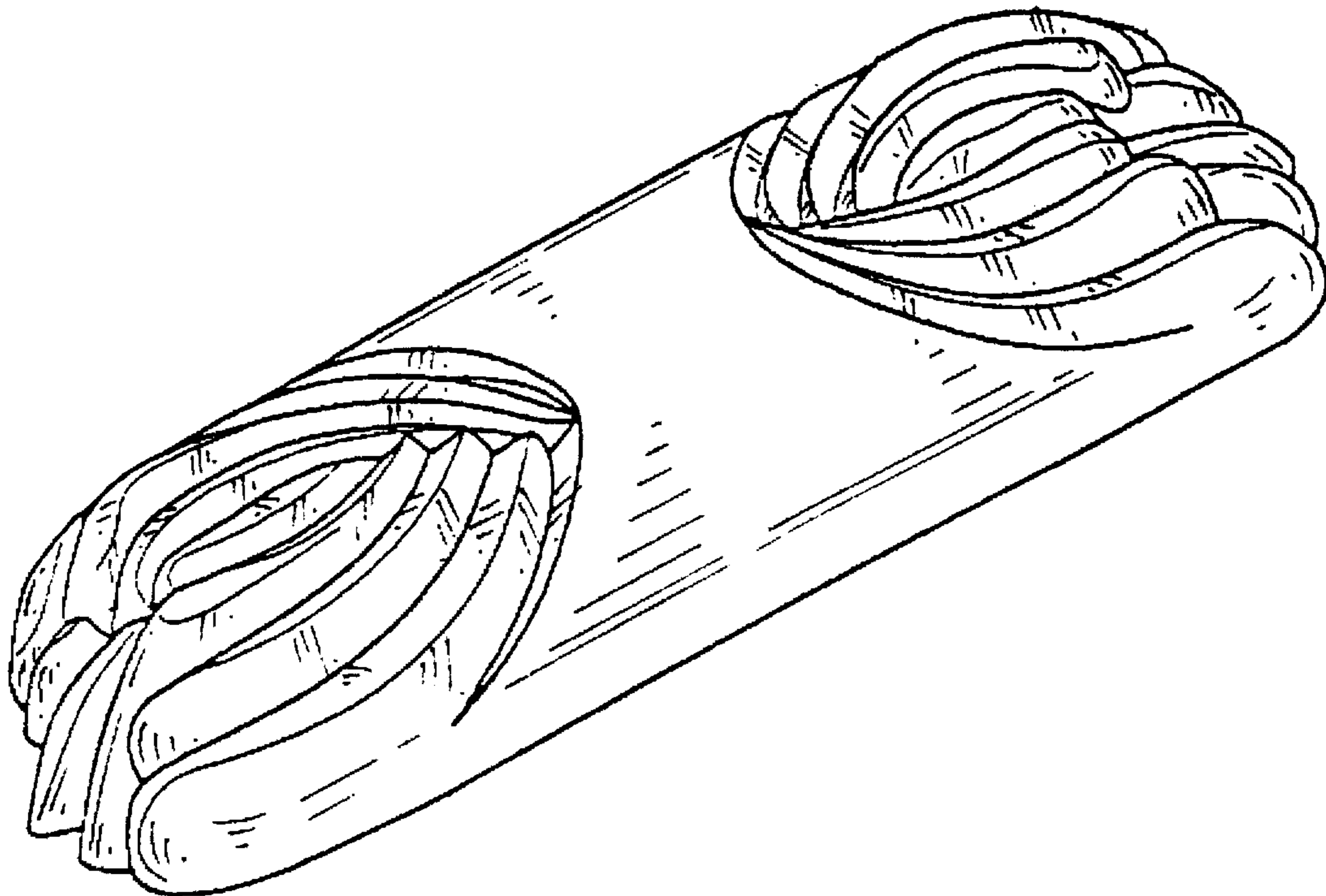
The ornamental design for a decorative strip for lamps, as shown and described.

**DESCRIPTION**

FIG. 1 is a perspective view of a decorative strip for lamps showing my new design;  
FIG. 2 is a front view thereof;  
FIG. 3 is a rear view thereof;  
FIG. 4 is a left side elevational view thereof;  
FIG. 5 is a right side elevational view thereof;  
FIG. 6 is a top plan view thereof; and,  
FIG. 7 is a bottom plan view thereof.

[56] **References Cited**  
**U.S. PATENT DOCUMENTS**  
D. 352,128 11/1994 Nicholas ..... D26/152  
**OTHER PUBLICATIONS**  
Murray Feiss lighting catalog, p. FX 131, wall lamp base, VS2041, Mar. 1995.  
Home Lighting and Accessories, p. 77, chandelier decorative element, Feb. 1995.

**1 Claim, 4 Drawing Sheets**



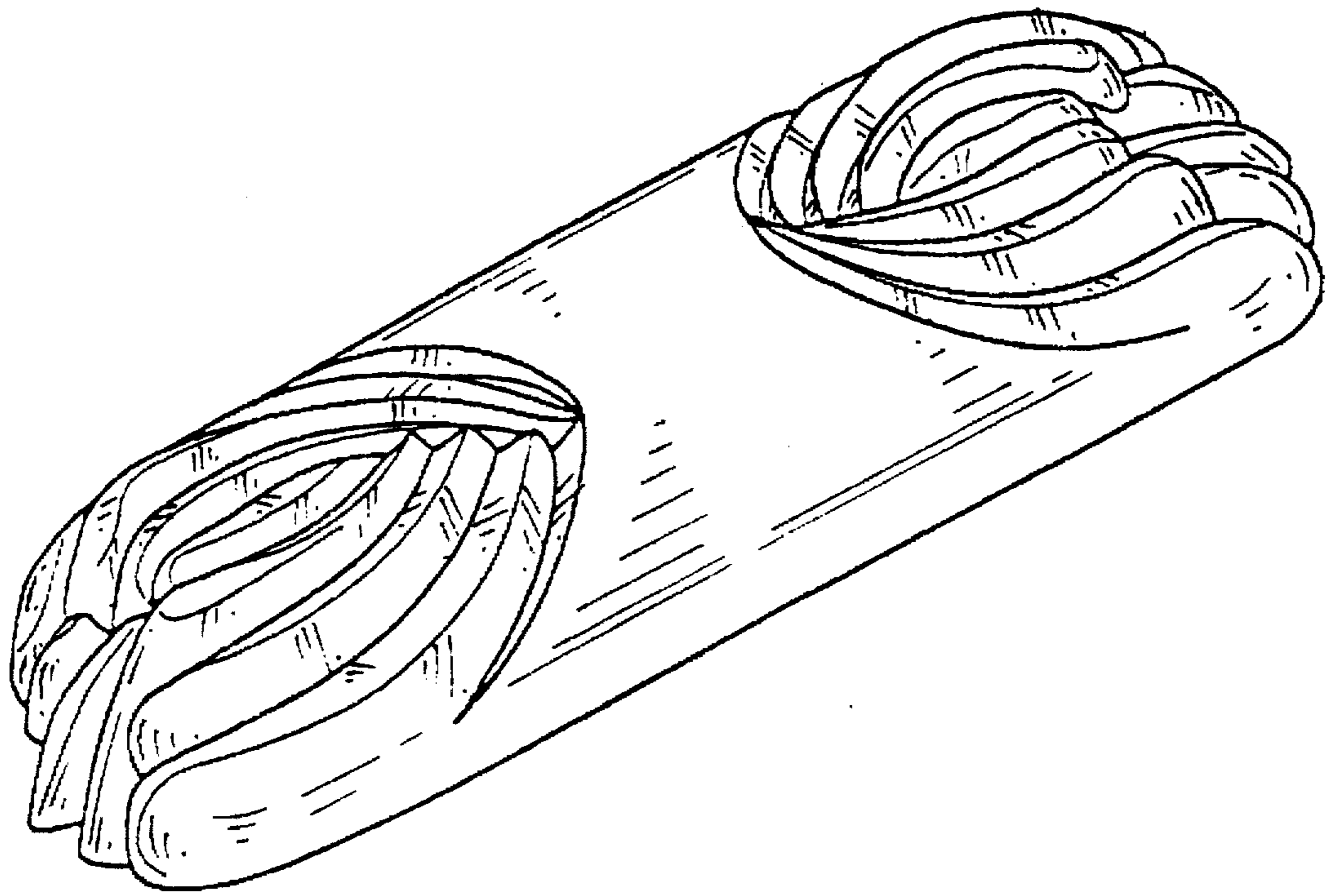


FIG. 1

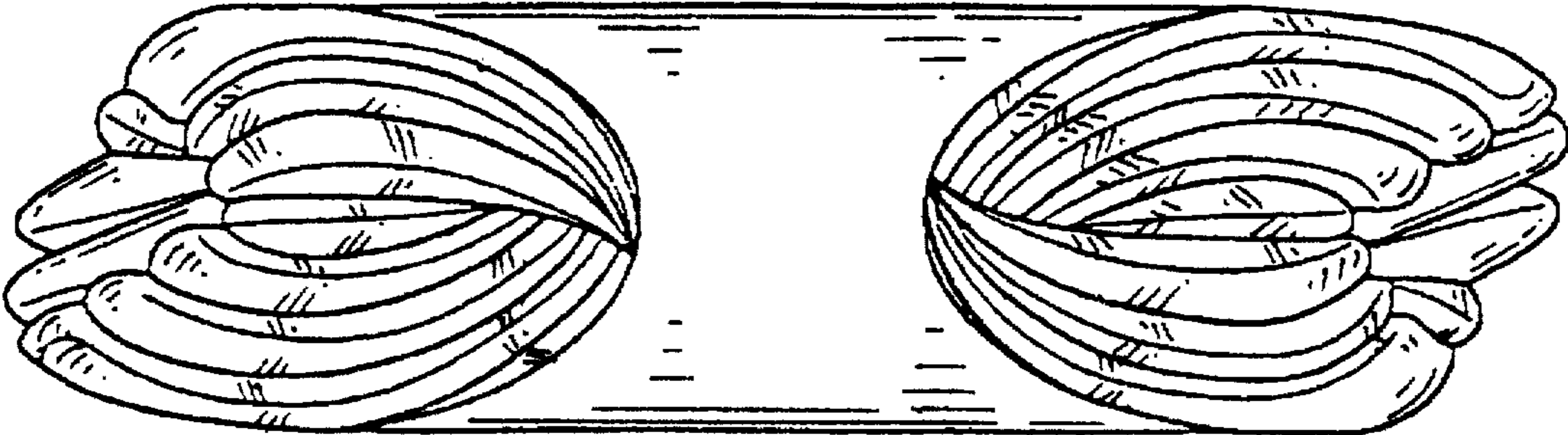


FIG. 2




FIG. 3

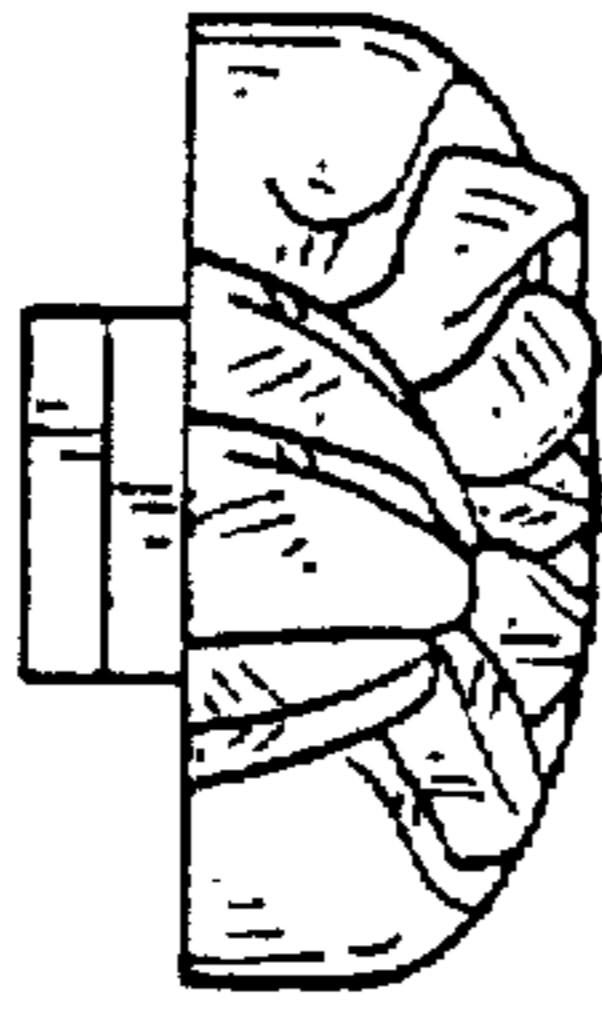


FIG. 4



FIG. 5




FIG. 6




FIG. 7