



US00D390991S

**United States Patent** [19]  
**Cahill**

[11] **Patent Number:** **Des. 390,991**  
[45] **Date of Patent:** **\*\*Feb. 17, 1998**

[54] **ADJUSTABLE FLOOR LAMP**

D. 82,775 12/1930 Anderson ..... D26/62  
D. 82,776 12/1930 Anderson ..... D26/62  
D. 290,521 6/1987 Engel ..... D26/62

[76] **Inventor:** **Jonathan Procter Cahill**, 41 Regent's  
Park Road, London NW1 7SY, England

[\*\*] **Term:** **14 Years**

*Primary Examiner*—Susan J. Lucas

[21] **Appl. No.:** **58,572**

[57] **CLAIM**

[22] **Filed:** **Aug. 19, 1996**

The ornamental design for an adjustable floor lamp, as shown and described.

[30] **Foreign Application Priority Data**

**DESCRIPTION**

Feb. 22, 1996 [GB] United Kingdom ..... 2054353

[51] **LOC (6) Cl.** ..... **26-05**

[52] **U.S. Cl.** ..... **D26/63**

[58] **Field of Search** ..... D26/60-66, 93,  
D26/102-112; 362/410-414, 269, 275,  
287, 418, 419, 427

FIG. 1 is a right side elevation view of the adjustable floor lamp showing my new design, the left side elevational view being identical;

FIG. 2 is a top plan view thereof; and,


FIG. 3 is a frontal elevation thereof.

[56] **References Cited**

**U.S. PATENT DOCUMENTS**

D. 73,871 11/1927 Sacksteder, Jr. .... D26/62

**1 Claim, 1 Drawing Sheet**



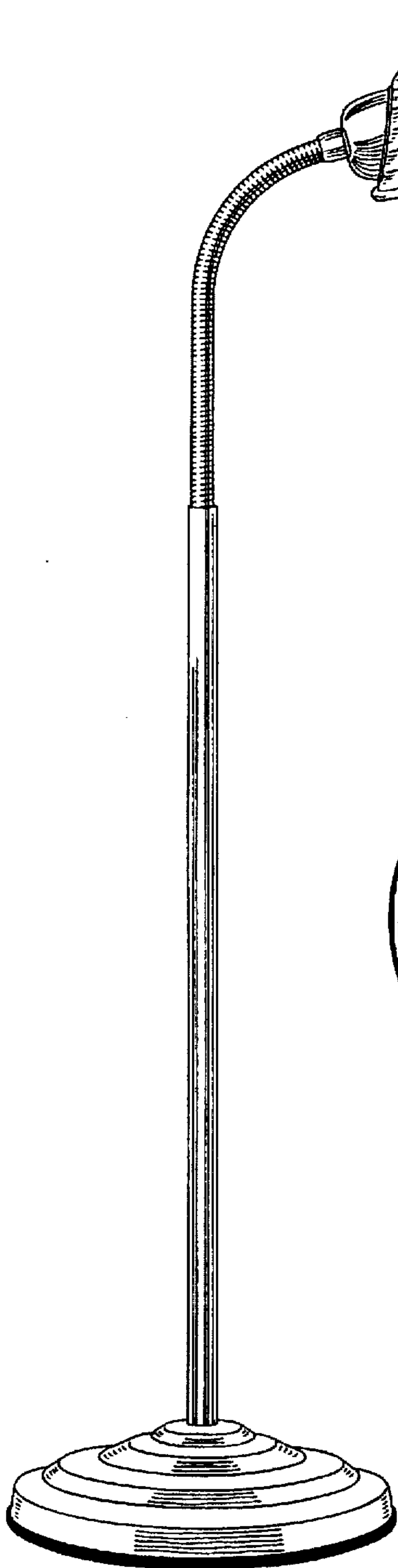


Fig 1

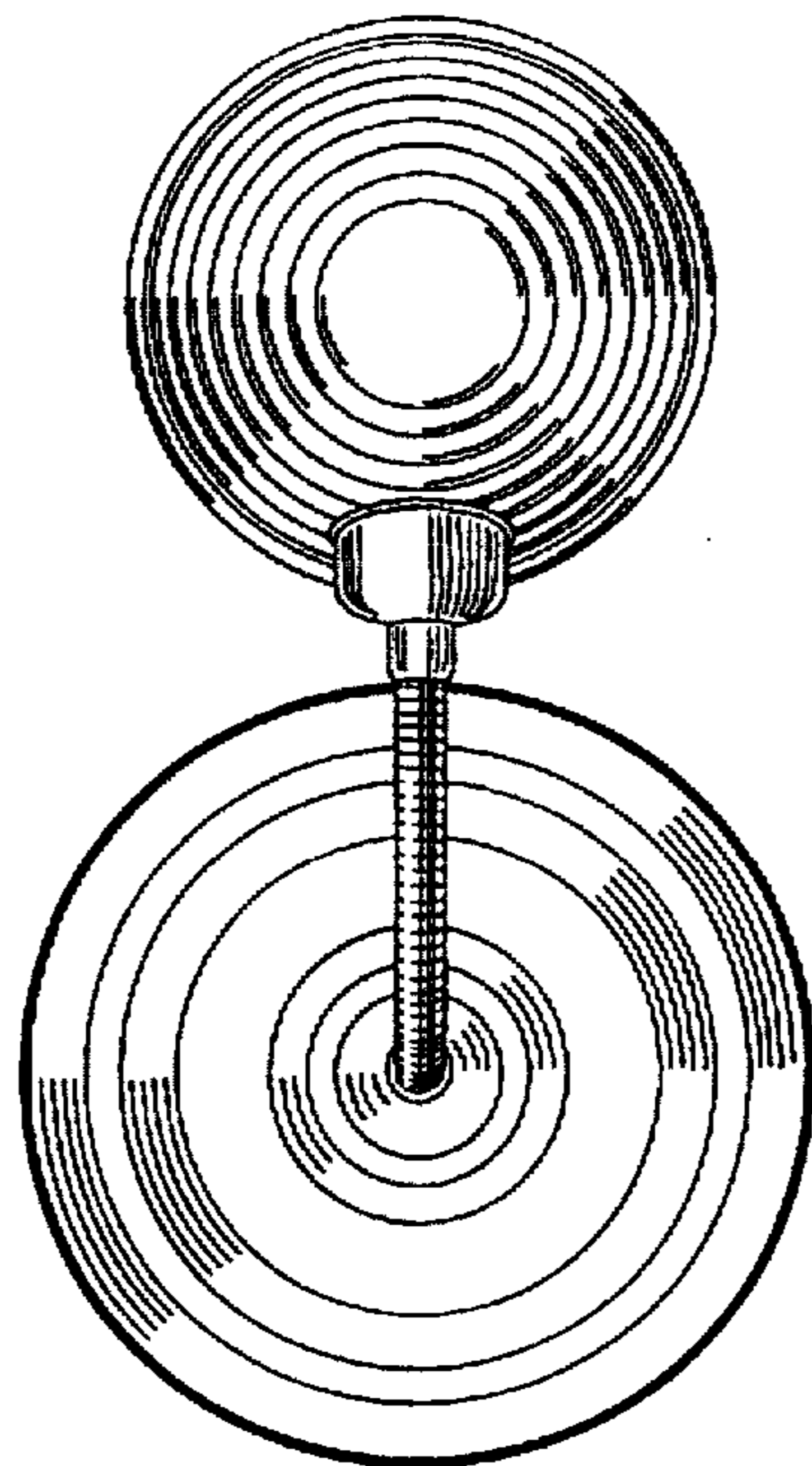


Fig 2

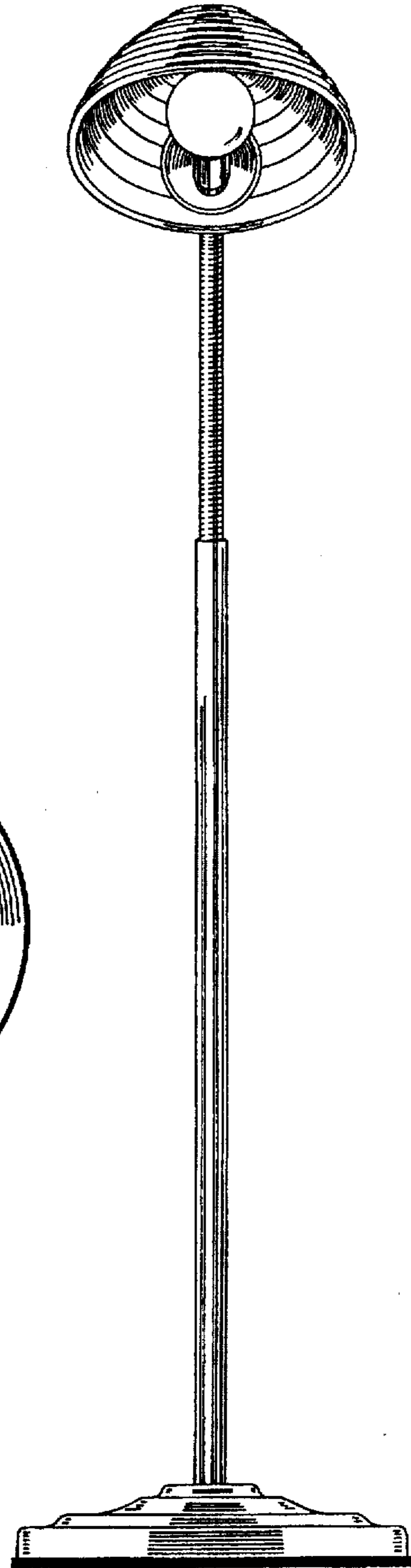


Fig 3