



US00D390961S

United States Patent [19]

Walker et al.

[11] Patent Number: **Des. 390,961**

[45] Date of Patent: ****Feb. 17, 1998**

[54] **TENNIS ELBOW SUPPORT STRAP**

[76] Inventors: **Robert Richard Allan Walker; Kerrie Walker**, both of 3 Thomas Mitchell Crescent, Batemans Bay, NSW 2536, Australia

[**] Term: **14 Years**

[21] Appl. No.: **36,676**

[22] Filed: **Mar. 24, 1995**

[51] **LOC (6) Cl.** **24-04**

[52] **U.S. Cl.** **D24/190**

[58] **Field of Search** **D24/190, 211; 602/4, 2, 20, 16, 21, 62; D2/627, 633; 2/311, 338, 220, 221; 473/207, 212, 213, 214**

[56] **References Cited**

U.S. PATENT DOCUMENTS

D. 274,557	7/1984	Griffith, III	D24/211
D. 284,229	6/1986	Forrest	D2/627
2,009,325	7/1935	Sachs	D2/627

3,426,363	2/1969	Girard	2/338
3,555,569	1/1971	Jones	2/311 X
4,014,327	3/1977	Spiro	602/62
4,191,373	3/1980	Lancellotti	602/20 X
4,299,214	11/1981	Sweitzer	602/62
4,763,901	8/1988	Richter	602/20
5,624,388	4/1997	Lehr	602/20

Primary Examiner—Stella Reid
Attorney, Agent, or Firm—Harold H. Dutton, Jr.

[57] **CLAIM**

The ornamental design for a tennis elbow support strap, as shown.

DESCRIPTION

FIG. 1 is a front perspective view of a tennis elbow support strap showing my new design;
FIG. 2 is a rear perspective view thereof;
FIG. 3 is a top view thereof, with the bottom view having the same appearance;
FIG. 4 is a left side view thereof; and,
FIG. 5 is a right side view thereof.

1 Claim, 2 Drawing Sheets

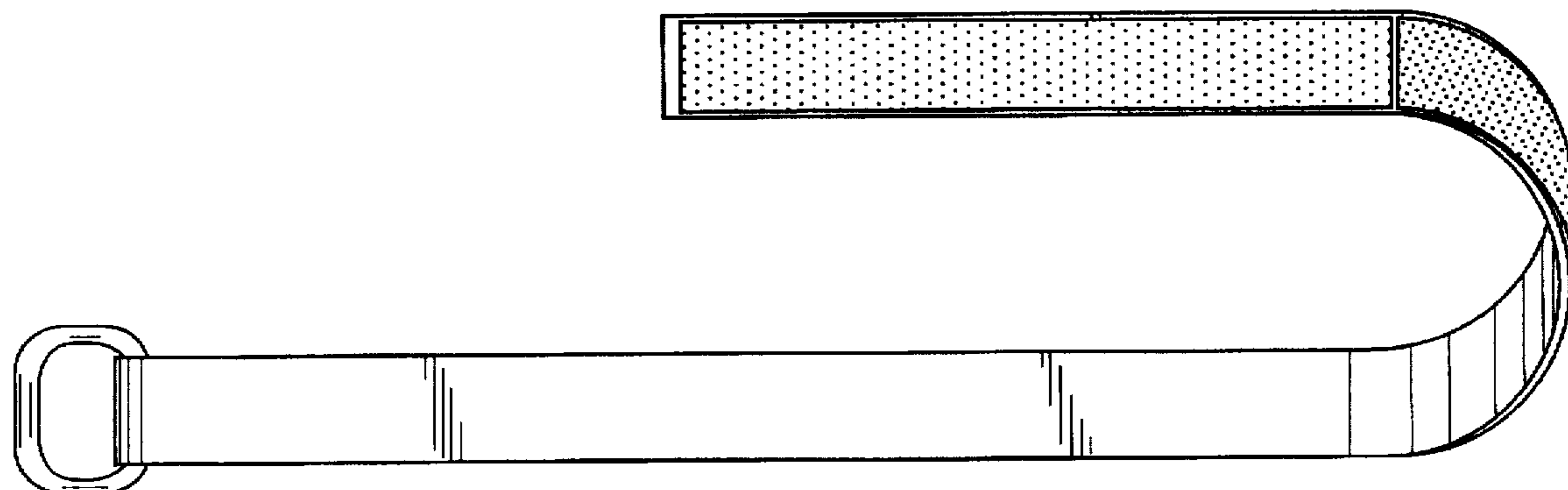


FIG. 1

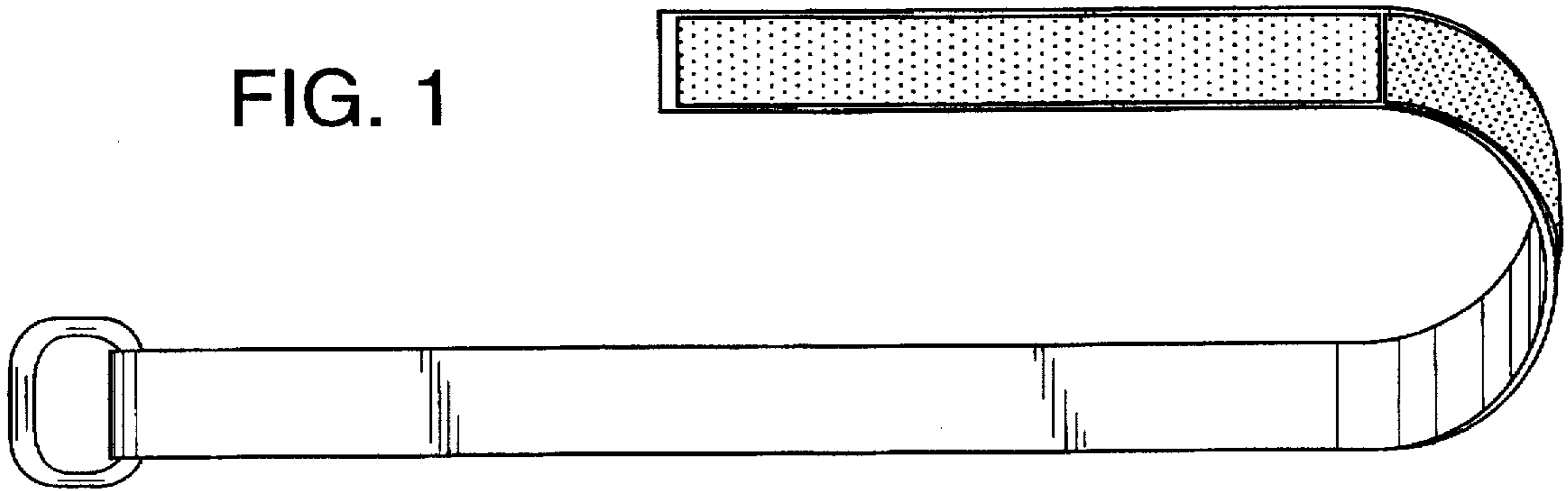


FIG. 2

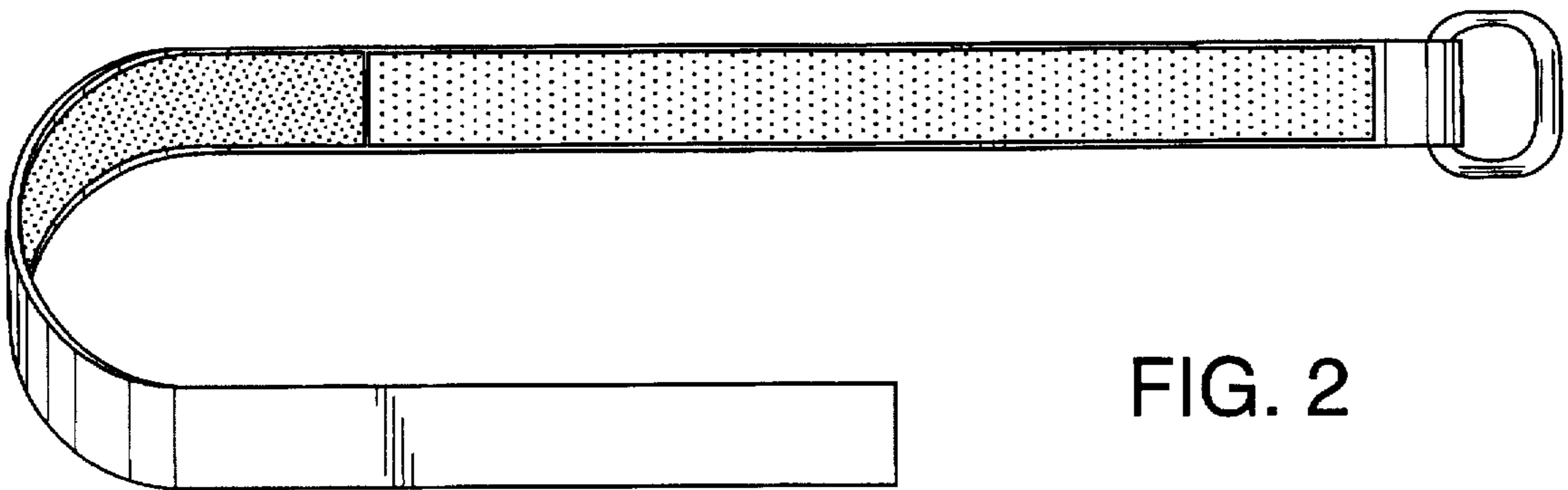


FIG. 3

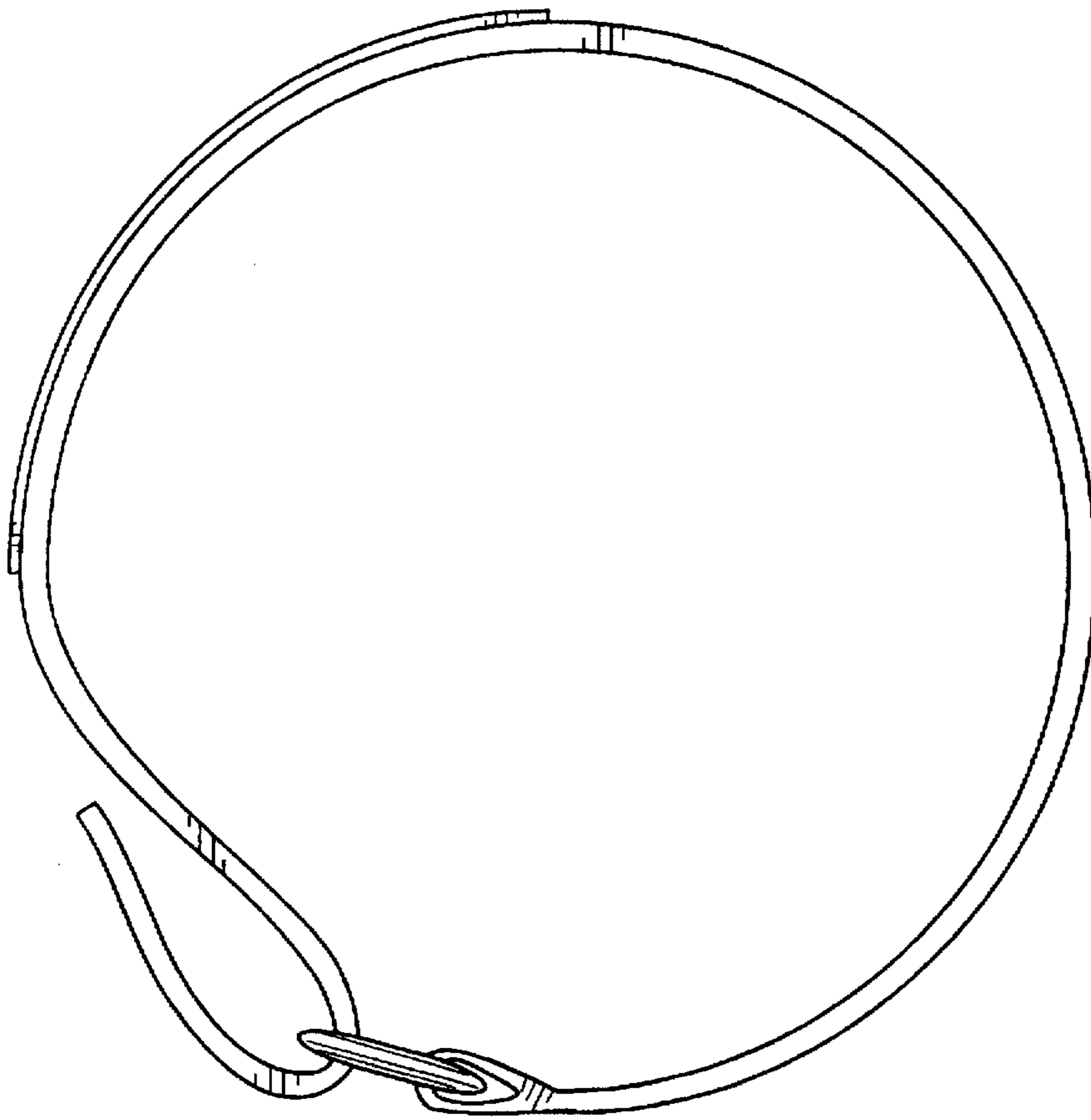


FIG. 4

FIG. 5

